



LIBRARIES

UNIVERSITY OF WISCONSIN-MADISON

Wisconsin [men's basketball] 1999-2000 media guide. 1999

Madison, Wisconsin: UW Men's Sports Information Office, 1999

<https://digital.library.wisc.edu/1711.dl/62X7CYZCX7PUD83>

<http://rightsstatements.org/vocab/InC/1.0/>

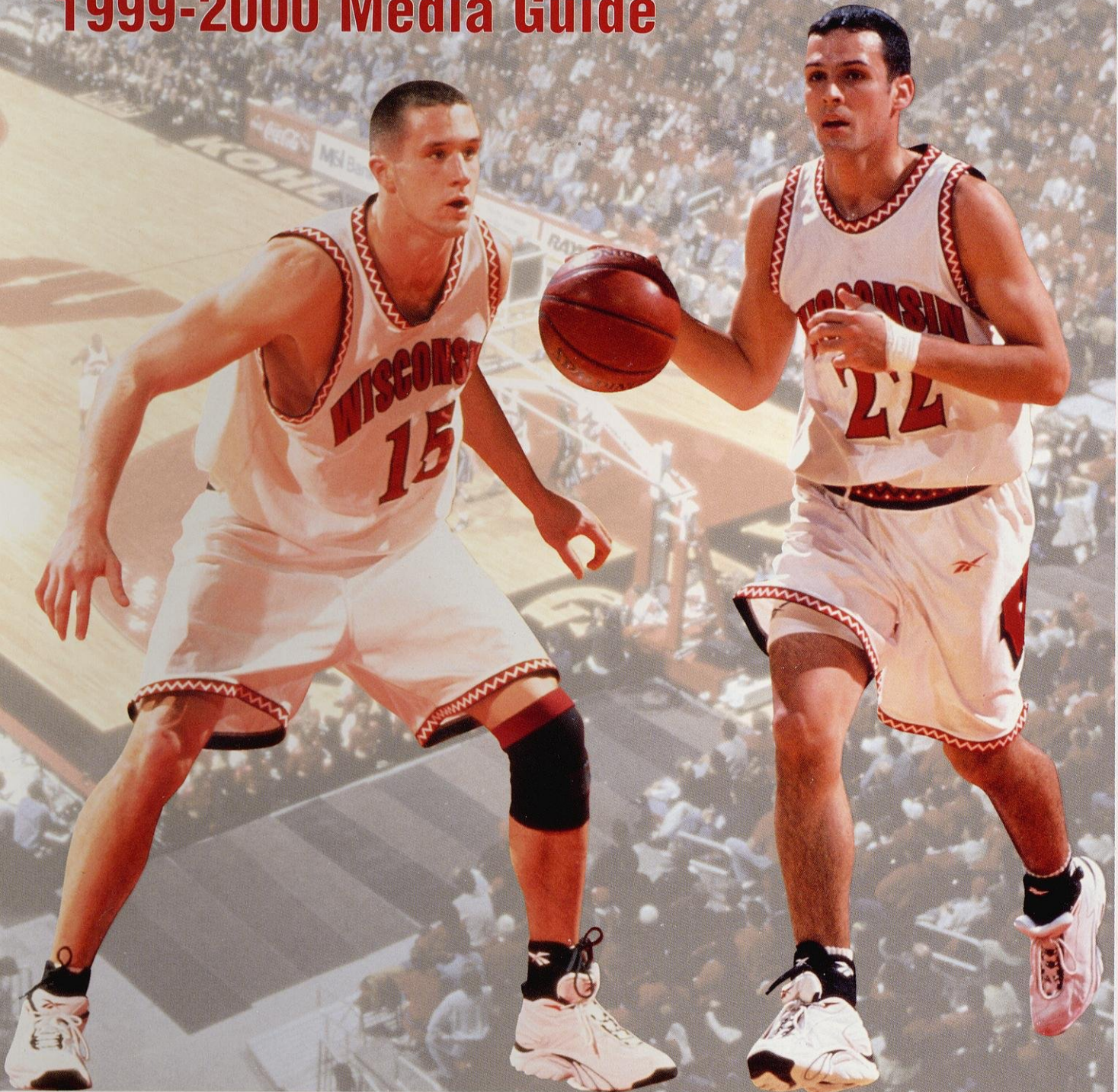
The libraries provide public access to a wide range of material, including online exhibits, digitized collections, archival finding aids, our catalog, online articles, and a growing range of materials in many media.

When possible, we provide rights information in catalog records, finding aids, and other metadata that accompanies collections or items. However, it is always the user's obligation to evaluate copyright and rights issues in light of their own use.

WISCONSIN

1999-2000 Media Guide

1999-2000 Wisconsin Men's Basketball Guide



INTENSITY

INTELLIGENCE

The Wisconsin Way

HUMILITY
(Know who we are)

PASSION
(Do not be luke warm)

UNITY
(Do not divide our house)

SERVANTHOOD
(Make teammates better)

THANKFULNESS
(Learn from each circumstance)

UNSELFISHNESS

EXECUTION

Contents

THIS IS WISCONSIN

Welcome to Wisconsin	2-3
The Mad City	4-5
The Kohl Center	6-7
Wisconsin Alumni	8
The Schedule	9
Academics	10
The Big Ten	11
Wisconsin Athletics	12-13
Gameday at Wisconsin	14-15
Big-time Exposure	16

MEDIA INFORMATION

Badger Glossary	17-20
Media Relations Staff	21
Coverage Guidelines	22-23
Reference	24-25
The Kohl Center	26-27
Primary Media	28
UW Staff Directory	29
Badgers on T.V.	30
Badgers on Radio	31
Big Ten Tournament	32
NCAA Tournament	33
Big Ten Schedule	34-35
NCAA Rules Evolution	36

MEET THE BADGERS

1999-2000 Outlook	37-39
Rosters	40-42
Badger Trivia	43
Jon Bryant	44-45
Travon Davis	46-47
Duany Duany	48-49
Mike Kelley	50-51
Andy Kowske	52-53
Maurice Linton	54-55
John Moriarity	56-57
Mark Vershaw	58-59
Charlie Wills	60-61
Erik Faust/Robert Smith	62
Roy Boone/Dave Mader	63
Kirk Penney/Julian Swartz	64
Game-by-Game Stats	65-68

PERSONNEL

Coach Dick Bennett	69-74
Brad Soderberg	75
Shawn Hood	76
Brian Hecker	77
Paul Costanzo	78
Andy Winterstein	79
Scott Hettenbach	79
Support Staff	80-81
Chancellor David Ward	82
Dir. of Athletics Pat Richter	83
Management Team	84

OPPONENTS

Missouri	85
Syracuse/Princeton	85
Ball State	86
UW-Milwaukee	87
Wake Forest	88
Rhode Island	89
Texas	90
UW-Green Bay	91
South Florida	92
Northern Illinois	93
Marquette	94
Temple	95
Indiana	96-97
Illinois	98-99
Ohio State	100-101
Purdue	102-103
Penn State	104-105
Minnesota	106-107
Iowa	108-109
Michigan State	110-111
Michigan	112-113
Northwestern	114-115
Opponent SID Contacts	116

1998-99 REVIEW

Season Recap	117-119
Last Year's Seniors	120-122
Results/Statistics	123-124
Superlatives	125-126
Team Statistics	127
Game Summaries	128-138
Big Ten Statistics	139-140

RECORDS

Team Records	141-145
Career Records	146-147
Season Records	148-149
Game Records	150-151
30-Point Games	152
Double-doubles	153
Freshmen Records	154-155
Facility Records	156-157
1,000-Point Scorers	158-161
Yearly Leaders	162-163
Opponent Records	164

HISTORY

Chronology	165-168
Badgers & The NBA	169
All-Americans	170-171
Honors & Awards	172-174
National Champions	175
NCAA Tournament	176-180
The NIT	181
Big Ten Tournament	182-183
In-season Tournaments	184-185

UW & A.P. Rankings	186-188
Overtime Games	189
Comebacks	190
The Last Time	191
All-time Scores	192-210
Series Records	211-213
Yearly Stats/Records	214-217
Past Coaches	218-219
Letterwinners	220-222
All-time Lineups	223-224

CREDITS

The 1999-2000 Wisconsin Men's Basketball Media Guide is a production of the UW Men's Sports Information Office. Written, edited and designed by Justin Doherty, Associate SID. Editorial assistance by Brian Lucas, Steve Malchow, Julie Kluge, Britt Kinder, Carla Swinehart and Lauren Price. Cover design by Justin Doherty. Photography by David Sluka, Jeff Miller, Del Brown, Greg Anderson, Jay Salvo, Scott Cunningham and Jonathan Daniel. Printed by Litho Productions, Inc., of Madison, Wis.

Citation For Excellence In Publications

College Sports Information Directors of America

Presented to

Justin Doherty of University of Wisconsin
MEN'S BASKETBALL BROCHURES - DIVISION A

Best In The District

As Selected by a Special Panel and Presented at the Annual Convention
of CoSIDA in Orlando, Florida, This 7th Day of July, 1999



Mike Ballweg

Wayne Powell

The 1998-99 Wisconsin Basketball Guide was voted "Best in the District" in judging by the College Sports Information Directors of America (CoSIDA).

FRONT COVER: Andy Kowske (left) and Mike Kelley. BACK COVER: (top to bottom) Mark Vershaw, Duany Duany, Maurice Linton; (shooting) Jon Bryant.

Welcome to Wisconsin

The beautiful Wisconsin campus offers a diverse range of settings to fit any student's needs. Whether you're looking for breathtaking scenery or the convenience and fast-paced lifestyle that comes in an urban setting, Madison has it all.

The city of Madison's lakes, rolling hills, architecture, parks and arboretum have enhanced the school's reputation as one of the nation's prettiest campuses. A favorite gathering spot for students is the popular Memorial Union and its lakeside terrace, which often features food, beverages, music and a relaxing atmosphere.

Located in southern Wisconsin, Madison is home to the University and the state capital. With a population of nearly 200,000, Madison offers "big-city" excitement with "small-town" charm. An action-oriented community rich in arts and entertainment, Madison consistently appears on lists of the best places to live in the United States.

The UW's more than 40,000 students come from every county in the state and every state in the union as well as 122 foreign countries. UW-Madison boasts one of the most diverse campuses in the country.



The picturesque lakeside terrace at the Memorial Union is a popular hangout for all Madisonians.

A WORLD CLASS UNIVERSITY

The University of Wisconsin, founded in 1848, has been recognized throughout its history as one of the nation's leading institutions of higher learning.

Consider some of the prominent achievements of the students, staff and alumni of the UW-Madison ...

- Wisconsin is one of just 62 members of the Association of American Universities, the most prestigious organization of higher education in the United States.
- *U. S. News and World Report* ranked the UW-Madison eighth in academic reputation among public universities.
- UW-Madison ranks first nationwide in voluntary support among public institutions.
- University researchers discovered Vitamins A, B and D as well as linking cancer to the use of saccharine and cyclamates.
- Researchers at UW developed the Orbiting Astronomical Observatory in 1968, the world's first true space observatory.
- According to *Standard & Poor's*, Wisconsin is

"Athletics is a connecting point among the people of Wisconsin. Win or lose, people like to talk about and reflect on sports, and they like to be a part of the excitement and camaraderie that college athletics inspires. The success of UW athletics poses our university in the national spotlight and offers the country another window through which to view our mission."


David Ward
UW Chancellor

second nationally in producing corporate executives.

- UW-Madison is second nationally in sending volunteers to join the Peace Corps.
- The Wisconsin Alumni Association has a network of 116 chapters around the world helping to serve 300,000 alumni. The chapters have raised \$3.5 million in scholarships.
- Wisconsin has the top-rated Department of Education in the nation according to a 1994 study conducted at Illinois.
- Libraries on UW-Madison's 932-acre campus house more than 5.8 million volumes, 14th most in the nation, according to the Association of Research Libraries.
- Through its history, UW-Madison has produced 14 Nobel Prize winners, 22 Pulitzer Prize winners, 52 members of the National Academy of Sciences, 17 members of the National Academy of Engineering and five members of the National Academy of Education.

• *U.S. News & World Report* recently rated the UW-Madison's sociology, women's history and speech pathology departments No. 1 in the nation. Additionally, the magazine ranked educational psychology second, education third, chemical engineering fourth, and veterinary medicine ninth.

• UW Hospitals and Clinics is among the leading transplant centers in the nation. *U.S. News & World Report* rated the University of Wisconsin Hospitals and Clinics in the top three percent among American medical institutions.



ACADEMICS & ATHLETICS MIX NICELY AT WISCONSIN

Achieving national recognition in both academics and athletics is a difficult challenge for universities today. The UW-Madison is one of a select group of institutions that has earned praise for its work in the classroom and on the field.

In fact, the Wisconsin basketball team earned a program-record 3.05 grade-point average during Coach Dick Bennett's third season.

With its inclusion in the Association of American Universities (AAU), the University of Wisconsin-Madison is recognized for its solid reputation in the academic world. In fact, only 62 schools nationwide are in the AAU.

Inclusion in the Association of American Universities and three postseason appearances in the last four years are further evidence that academics and athletics do indeed mix at UW-Madison.

The Mad City



1999

- The Arts & Entertainment Network (A&E) names Madison one of the 10 best places to live in the United States.

1998

- *Money* magazine lists Madison as the No. 1 (most-livable) city in the Midwest with a population between 250,000 and 999,999.
- International Demographics ranks Madison as the most-wired city in America.

1997

- A study by Moran, Stahl & Boyer ranks Madison eighth among cities with the largest percentage of residents with college degrees.
- *Utne On-line* ranks Madison the fifth-most enlightened town in the nation.

1996

- *Money* magazine lists Madison as No. 1 among the 300 biggest metropolitan areas in its "Best Places to Live in America" ranking.

1995

- *Outside* magazine lists Madison as one of seven "Dream Towns" in the United States.

BEST PLACES TO LIVE IN THE UNITED STATES

1. MADISON, Wis.
2. Punta Gorda, Fla.
3. Rochester, Minn.
4. Ft. Lauderdale, Fla.
5. Ann Arbor, Mich.
6. Ft. Myers, Fla.
7. Gainesville, Fla.
8. Austin, Texas
9. Seattle, Wash.
10. Lakeland, Fla.

1996 *Money*
magazine survey

"Madison is not the best place to live. It's the perfect place to live. If I had my choice of living anywhere in the United States, it would be Madison."

Donna Shalala
Former UW Chancellor
and current U.S. Secretary
of Health and Human
Services

A & E's "TOP 10 CITIES TO HAVE IT ALL"

In September of 1999, the Arts & Entertainment Network (A&E) named Madison as one of its "Top 10 Cities To Have It All." Madison was chosen based on criteria that included the city being considered safe, economical, recreational, a good place to raise a family and a good place to retire. The other nine cities joining Madison on the list are (in alphabetical order): Annapolis, Md. • Austin, Texas • Burlington, Vt. • Chapel Hill, N.C. • Charlottesville, Va. • Eugene, Ore. • Ft. Collins, Colo. • Maryville, Tenn. • Portland, Maine.

MADISON: A GREAT PLACE TO LIVE

The 390,000 residents of Dane County, 80 miles west of Milwaukee, have a vibrant economy with plentiful jobs, superb health care and a range of cultural activities usually associated with bigger cities.


Mad City, as locals call it, is also Fun City, especially if you like boats and bikes. The Mendota and Monona lakes are separated by a half-mile wide isthmus that serves as downtown Madison. Add in three other large lakes, and Dane County can satisfy any type of boating preference.

Cyclers have more than 150 miles of trails and routes to pedal. Cross country skiers glide through more than 100 miles of trails. Saturdays in the fall are reserved for rooting on UW's revered Badger football team. Another popular May through October ritual is the farmer's market. Around the corner you can catch an earful at the Madison Civic Center where the Chamber Orchestra and Madison Symphony perform, and Pulitzer prize-winning plays are staged.

— *Money* (July 1996) magazine survey of the "Best Places to Live."


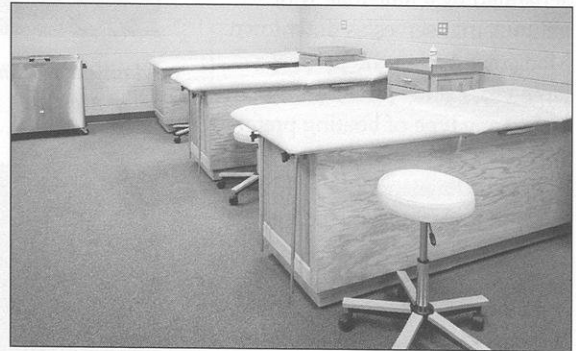



Madison's Farmers' Market draws thousands of people to the city's downtown area each Saturday from May through October.



Madison's beautiful Capitol building.

The Kohl Center





A TOP FACILITY

The home for Wisconsin basketball is the Kohl Center, the third-largest (17,142) arena in the Big Ten Conference.

The facility is named after U.S. Sen. Herb Kohl, a 1956 Wisconsin-Madison graduate who donated \$25 million toward the arena's construction. Kohl's gift is the single largest private donation in UW history.

Former all-Big Ten basketball player Albert "Ab" Nicholas and his wife, Nancy Johnson Nicholas, pledged \$10 million toward the project. For their generosity, the facility's practice gymnasium is called the Nicholas-Johnson Pavilion.

The Kohl Center, which cost \$76.4 million, also is home to UW women's basketball, ice hockey and numerous concerts, shows and sporting events.

Among the well-known dignitaries and performers who have already appeared at the Kohl Center are Elton John, Tom Petty and the Heartbreakers, Shania Twain, the Moody Blues, Yanni, Cher, the Dave Matthews Band and the Dalai Lama.



Kohl Center amenities include:

- Spacious, 2,200-square foot locker rooms
- 36 private suites
- Nicholas Suite with a 200-person capacity for hosting social gatherings
- a full-service retail store
- support staff facilities for equipment, strength and conditioning and athletic training
- UW Athletics Ticket Office
- offices for men's and women's basketball and men's hockey staffs
- spacious media room
- a 30,000 square foot loading dock

Wisconsin Alumni

University of Wisconsin-Madison alumni can be found in every facet of life, including arts, business, government, communications, science and sports. Here is a sampling.

ARTS

Jerry Bock, co-composer of "Fiddler on the Roof;" Joan Cusack, actress in "Working Girl;" Steve Miller, rock singer; Thomas Miller, writer of "Happy Days" and "Laverne and Shirley;" Daniel Travanti, actor on "Hill Street Blues;" Butch Vig, music producer for Nirvana & Garbage

GOVERNMENT

Gov. Tommy Thompson (Wis.); Sen. Herb Kohl (Wis.); Sen. Charles Robb (Va.); Sen. Russ Feingold (Wis.)

JOURNALISM / MEDIA


Stephen Ambrose, author, biographer and historian; Rita Braver, reporter, CBS News; Jeff Greenfield, news analyst on CNN; Steven Bornstein, President of ESPN & ABC Sports; Kay Koplovitz, President of USA Network; Rudy Martzke, columnist for *USA Today*; Greta Van Susteren, CNN legal analyst

SCIENCE

Raymond Damadian, inventor of the Magnetic Resonance Imager (MRI); Jim Lovell, astronaut on Apollo 13 mission; Brewster Shaw, Space Shuttle Columbia

SPORTS

Chris Chelios, Red Wings; Suzy Favor-Hamilton, Olympic runner; Paul Gruber, Buccaneers; D. Wayne Lukas, horse trainer; Buddy Melges, America's Cup skipper; Paul Quantrill, Blue Jays; Reggie Torian, world-class hurdler; Bud Selig, baseball commissioner



Michael Finley, Wisconsin's career scoring leader, is one of the NBA's bright young stars as a member of the Dallas Mavericks.

The Schedule

When he first came to Wisconsin, one of the first things Dick Bennett wanted to do was increase the difficulty of the UW's non-conference schedule.

Consider that mission accomplished.

The Badgers will again play one of the nation's toughest schedules in 1999-2000, with an appearance at the NABC Classic (with Missouri, Syracuse and Princeton), as well as road contests at South Florida and Wake Forest. Additionally, Wisconsin is hosting one of the best home slates in recent school history, with Ball State, Rhode Island, Texas, UW-Green Bay, Marquette and Temple due to appear at the Kohl Center.


Bennett's goal is to schedule the best opponents available because he believes that will make his players better and prepare them for the rigors of Big Ten play.

Among the non-conference teams Wisconsin has played during the Bennett years are:

- Fresno State
- Illinois State
- Marquette
- Memphis
- Nebraska
- New Mexico State
- Oklahoma
- Providence
- Rhode Island
- Temple
- Texas
- UCLA
- Villanova
- Virginia

Last season the Badgers' strength of schedule was rated sixth nationally according to the Sagarin Ratings.

Playing a schedule filled with some of the toughest teams in the nation is a top priority at Wisconsin. It's great competition. It prepares the Badgers for the rigors of the Big Ten. And it's exciting for Wisconsin fans to know they'll be seeing some of America's top programs.



Wisconsin, shown here against Temple, has vastly improved the strength of its schedule during Coach Dick Bennett's tenure in Madison.

Academics

The University of Wisconsin continues to prove that academics and athletics can combine to thrive on the college level. The Badger basketball team, in fact, compiled a 3.05 team grade-point average during the Spring semester in 1998. From 1986-98, Wisconsin had more academic all-Big Ten selections than any other school in the conference.

ACADEMIC SUPPORT

The primary objective of the academic and student affairs office is to ensure the academic success of all UW student-athletes.

Counseling and advising services, plus a number of academic help programs, are offered to all UW student-athletes.

The academic and student affairs staff assists more than 700 student-athletes in registration and course selection, monitoring progress toward degrees and career guidance.

Staff members work with student-athletes who desire extra academic help. The department utilizes the services of more than 100 tutors to provide one-on-one assistance or group study help.

The department arranges for exam proctoring, offers advice on resume preparation and coordinates the grant-in-aid program. Support groups are offered to students who become medically or academically ineligible for competition.

ENDOWED SCHOLARSHIPS

The following is a list of named scholarships that have been established to benefit the University of Wisconsin men's basketball program. These endowments, providing both full and partial scholarships, have been created by UW alumni, Badger fans and former student-athletes.


Richard W. and Helen H. Meister Scholarship
John M. Williams Scholarship
Albert O. Nicholas Scholarship
James Plopper Scholarship
Charles H. Vogts Scholarship
John E. and Glenn M. Wise Scholarship

For information about how to create a named scholarship in men's or women's athletics or how to contribute to an established endowment, please contact Marija Neubauer or Randy Handel, directors of development for Intercollegiate Athletics, at the UW Foundation at (608) 263-7692.



The \$1.6 million Fetzer Academic Center is a state-of-the-art facility designed to help ensure academic success for Wisconsin's student-athletes.

The Big Ten



AMERICA'S PREMIER CONFERENCE

Attending a Big Ten Conference institution like Wisconsin and playing basketball in front of millions of fans is an experience few student-athletes have available to them.

One in 64 Americans is a Big Ten graduate and more than three million people are active Big Ten alumni (an alumni base twice as large as any other conference).

Academically, the Big Ten is the only conference whose constituency is comprised entirely of institutions that are members of the AAU, a prestigious association of major academic and research institutions in the United States and Canada.

When March Madness arrives each year, no conference in America can showcase a more widely respected group of schools and student-athletes than the Big Ten.

The 1999 Big Ten Tournament will be held for the third straight year in Chicago (pictured at bottom of page) — one of the world's great cities and an unmatched mecca for food, fun and around-the-clock entertainment. The United Center, home of the six-time NBA champion Chicago Bulls, will again be the site of the Big Ten Tournament.

When the NCAA Tournament's field of 64 is chosen, more than half of the Big Ten membership is among those heading to the "Big Dance." Big Ten schools have won nine NCAA titles and lead the nation with 36 Final Four appearances.



Playing in the Big Ten also means exposure. The location of the conference's member institutions allows for maximum media coverage in cities such as Chicago, New York, Detroit, Pittsburgh, Philadelphia and Minneapolis. Big Ten basketball regularly can be seen on CBS, ESPN, ESPN2 as well as a variety of regional networks.



1998-99 BIG TEN ALL-SPORTS STANDINGS

1. WISCONSIN	8.08
2. Minnesota	7.66
3. Michigan	7.59
4. Penn State	6.56
5. Illinois	6.48
6. Ohio State	6.27
7. Northwestern	5.94
8. Michigan State	5.88
9. Purdue	5.73
10. Indiana	5.60
11. Iowa	5.07



Wisconsin Athletics





ONE OF NATION'S BEST

Participating in athletics at the University of Wisconsin guarantees an opportunity to compete at the highest level. The Badgers have developed a national reputation as one of the top all-around schools in Division I-A.

As a member of the Big Ten, Badger student-athletes receive the best in education, coaching, athletic competition, facilities and support.

Wisconsin continues to demonstrate that it is one of the NCAA's top all-sports programs. Badger athletics has placed in the nation's top 25 for all-sports excellence (Sears Directors Cup competition) five times in the last six years. The UW finished first overall in the 1998-99 Big Ten all sports standings.

Badger student-athletes enjoy the benefits of some of the nation's finest athletic facilities. The state-of-the-art Kohl Center is home to the basketball and hockey teams. Camp Randall Stadium regularly sells out for Wisconsin football games. The venerable UW Field House, the former home of Badger basketball, now houses the wrestling and volleyball programs. In addition, the UW-Madison features first-rate soccer, track, tennis, swimming, golf, crew and hockey facilities.

AMERICA'S TOP ATHLETIC DEPARTMENTS

SCHOOL	CONFERENCE	GRADE
1. Penn State	Big Ten	3.92
2. North Carolina	ACC	3.75
3. Notre Dame	Ind./Big East	3.67
4. Stanford	Pac-10	3.58
5. Florida	SEC	3.50
6. Duke	ACC	3.42
Purdue	Big Ten	3.42
Virginia	ACC	3.42
Nebraska	Big 12	3.42
10. Michigan State	Big Ten	3.33
Iowa	Big Ten	3.33
12. WISCONSIN	BIG TEN	3.25
Michigan	Big Ten	3.25
Kentucky	SEC	3.25
15. Syracuse	Big East	3.17
16. UCLA	Pac-10	3.08
Northwestern	Big Ten	3.08
Illinois	Big Ten	3.08
Ohio State	Big Ten	3.08
Washington	Pac-10	3.08
21. Indiana	Big Ten	3.00
Florida State	ACC	3.00
Arizona	Pac-10	3.00
Georgia Tech	ACC	3.00
25. Kansas	Big 12	2.92
Virginia Tech	Big East/Atlantic 10	2.92


Listing published in September of 1999 by *The Sporting News*





Gameday at Wisconsin





Wisconsin fans (left) are known nationally as some of the most loyal supporters in college athletics.



Senior Day is a special event at Wisconsin. Sean Mason (above) joined his parents during a pre-game introduction of the senior Badger players and managers last season prior to the final home contest of the 1998-99 campaign.





The Wisconsin basketball experience is a unique one and that is especially evident on gamedays at the Kohl Center where the Badgers compiled an impressive 11-2 record last season.

Media



BADGER GLOSSARY

ADDRESSES

The address for the Wisconsin Men's Sports Information Office is: 1440 Monroe Street, Madison, WI 53711. That is also the overnight delivery address. The address for the Kohl Center (which is where the men's basketball office is located) is: 601 W. Dayton Street, Madison, WI 53715.

ATTENDANCE

The success of the Badgers last season resulted in a major attendance increase at Wisconsin home games. In fact, the Badgers' average of 15,770 fans per game at the Kohl Center in 1998-99 was 10th-highest in the nation and No. 2 in the Big Ten. That figure represented an increase of 2,435 fans per game from the previous season, the fifth-highest increase in the country in 1998-99. The Big Ten Conference again led the nation in attendance by drawing a total of 2,204,556 fans (13,361 per game average), an all-time record total for any conference.

BIG TEN/ACC CHALLENGE

The Big Ten and Atlantic Coast Conferences, two of college basketball's pre-eminent leagues, will stage a two-day battle for supremacy on Nov. 30-Dec. 1 when each circuit matches its teams against those of the other. The matchups include all nine ACC schools and nine of the 11 Big Ten institutions (Ohio State and Indiana are not participating). The schedule (times listed are central) is as follows:

Nov. 30

Wisconsin at Wake Forest, 6 p.m.
Illinois vs. Duke (at United Center), 8 p.m.
Iowa at Maryland, 6:30 p.m.
Virginia at Minnesota, 8:30 p.m.

Dec. 1

Michigan vs. Georgia Tech (at Philips Arena), 6 p.m.
Michigan State at North Carolina, 8 p.m.
North Carolina State at Purdue, 6:30 p.m.
Florida State at Northwestern, 8:30 p.m.
Clemson at Penn State, 6:30 p.m.

BIG TEN TOURNAMENT

The Big Ten Tournament will be held for the third straight year at the 21,711-seat United Center in Chicago. The dates for the 2000 tournament are March 9-12. The Badgers are 2-2 all-time in Big Ten Tournament action. Michigan won the inaugural Big Ten Tournament title in 1998 and Michigan State earned the tournament crown in 1999. The tournament has attracted an average of 20,731 fans per game in its first two years of existence. Information on how to cover the tournament (credentials, hotels, phones, etc.) will be made available starting in late January.

BLOODLINES

The non-playing personnel on the Wisconsin bench this season will be heavy on Bennetts and Soderbergs. Head coach Dick Bennett and assistant coach Brad Soderberg will, of course, be in their fifth season together on the Badger staff. Two new additions this year, however, will double the populations of those two families during UW games. Dick's son, Tony, is serving as a manager for the Badgers this season, as is Brad's sister, Megan. Among the Badger ball girls are assistant coach Shawn Hood's daughter, Brittany, and Director of Basketball Operations Paul Costanzo's daughter, Vanessa.

COLORS


The official colors of the University of Wisconsin's athletic teams are Cardinal and White. PMS 200 is the designated color of the cardinal.

CONFERENCE

The University of Wisconsin is one of seven charter members of the Big Ten Conference, known at the time of its birth (1896) as the Intercollegiate Conference of Faculty Representatives and later the Western Conference. The other six charter members were the University of Chicago, University of Illinois, University of Michigan, University of Minnesota, Northwestern University and Purdue University.

DAD & DAUGHTER

Dick Bennett and his daughter,



The United Center in Chicago will again serve as the site for the Big Ten Tournament March 9-12, 2000.



Kathi, who is the head women's basketball coach at Evansville, currently form the only father-daughter head coaching tandem at the Division I level. Last winter the Bennetts became the first (to the NCAA's knowledge) father-daughter duo ever to coach their respective teams to NCAA Tournament berths in the same season.

DICK'S DEBUT

The debut of Dick Vitale as a college basketball color commentator for ESPN came on Dec. 5, 1979 when the fledgling network televised Wisconsin's game at 10th-ranked DePaul. The Blue Demons, who featured Mark Agguire and Terry Cummings, among others, won the game 90-77.




FINAL FOUR

Here are the dates and sites for several future Final Fours...

- 2000 April 1 and 3
(RCA Dome, Indianapolis)
- 2001 March 31 and April 2
(Hubert H. Humphrey Metrodome, Minneapolis)
- 2002 March 30 and April 1
(Georgia Dome, Atlanta)
- 2003 April 5 and 7
(Louisiana Superdome, New Orleans)
- 2004 April 3 and 5
(Alamodome, San Antonio)
- 2005 April 2 and 4
(Trans World Dome, St. Louis)
- 2006 April 1 and 3
(RCA Dome, Indianapolis)
- 2007 March 31 and April 2
(Georgia Dome, Atlanta)

FIRSTS

The Kohl Center played host to its first Wisconsin basketball game on Jan. 17, 1998. Former Badger guard Sean Mason figures prominently when looking at some of the "firsts" that occurred in the facility that day. Mason committed the first foul of the game (at 18:41) which led to the first point scored (a free throw by Northwestern's Joe Branch). Mason then hit a jumper at 17:55 for Wisconsin's first points in the facility. He also made the Badgers' first free



Pictured clockwise from upper left are UW-Green Bay's B.J. Larue, Marquette's Brian Wardle, UW-Milwaukee's Chad Angeli and Wisconsin's Mark Vershaw. The Badgers will play each of the other three Division I teams in the state this season for the first time since 1994-95.

throws (at 6:34) of the contest that Wisconsin went on to win 56-33.

"I DO"

The only married men's basketball player in the Big Ten this season is Wisconsin junior forward Mark Vershaw. Vershaw and his wife, Natalie, tied the knot in East Peoria, Ill., on July 31, 1999. Prior to Vershaw, Dick Bennett had coached only one married player during his entire 23-year collegiate career (Jeff Olson at UW-Stevens Point).

INTERNATIONAL FLAVOR

Freshman guard Kirk Penney, a

native of Auckland, New Zealand, is the third player from a foreign country to suit up for the Badgers (all three have played for Dick Bennett). Forward Osita Nwachukwu, who played at the UW from 1995-96, hailed from Nigeria, while guard Hennssy Auriantal (1996-99) was from Canada.

LITTLE DOCTOR

Dr. Walter E. "Doc" Meanwell, who coached Wisconsin to basketball prominence from 1912-17 and 1921-34, is credited with launching modern basketball's emphasis on finesse and offensive strategy. His famous



Fans Flock to See Bucky

'98-99 ATTENDANCE LEADERS

	G	Attend.	Avg.
1. Kentucky	13	303,771	23,367
2. Syracuse	16	332,801	20,800
3. N. Carolina	14	270,307	19,308
4. Louisville	14	266,767	19,055
5. Arkansas	16	292,704	18,294
6. N. Mexico	20	347,721	17,386
7. Ohio State	15	258,348	17,223
8. Kansas	13	211,600	16,277
9. Tennessee	15	236,950	15,797
10. WISCONSIN	13	205,006	15,770

LARGEST ATTEND. CHANGES IN '98-99

	G	'97-98 Avg.	'98-99 Avg.	Chng. in Avg.
1. Ohio State	15	9,970	17,223	7,253
2. Houston	12	2,838	8,479	5,641
3. DePaul	15	3,794	9,184	5,390
4. Miami (Ohio)	12	3,860	6,401	2,541
5. WISCONSIN	13	13,335	15,770	2,435
6. Auburn	15	6,101	8,259	2,158
7. Cincinnati	14	11,009	12,977	1,968
8. Cleveland St.	14	1,997	3,846	1,849
9. Texas-Pan Am.	9	1,364	3,111	1,747
10. Alabama	14	5,752	7,258	1,506

"criss-cross, pivot and pass" offense utilized all five players and featured short passes, the revolutionary criss-cross and weave, pivot in motion and screens for the shooter.

Meanwell was born in Leeds, England but grew up in Rochester, N.Y., where he later became an amateur wrestling and boxing champion. He developed his famous style of play while teaching youngsters at a settlement house in Baltimore in the early 1900s.

Meanwell's Wisconsin teams compiled a 256-99 (.721) overall record and 158-80 (.664) mark in Big Ten play en route to eight undisputed or shared conference titles (including one in his first season in 1911-12).

Meanwell, known to his players as the "Little Doctor," held a medical degree from Maryland and a Ph.D. from Wisconsin. He practiced medicine in Madison until his death in 1953. He is a member of the National Basketball Hall of Fame in Springfield, Mass.

MEDIA DAY

The Big Ten Conference will hold its annual men's basketball media day at the O'Hare Marriott in Chicago on Sunday, Oct. 31. Contact the Big Ten (847-696-1010) for information.


MOTT, JIM

There is no greater authority on UW athletics than former Sports Information Director Jim Mott. His association with the sports infor-

mation office began as a student assistant in 1953. He was named assistant SID a year later and was appointed director in 1966, a position he held until his retirement in 1990. He is a past president of the College Sports Information Directors of America and is a member of that organization's Hall of Fame. Mott still attends all home football and men's basketball games.

NEW DUDS

The Badgers will usher in the new millennium in new uni-



Dick Vitale's debut with ESPN was a Wisconsin-DePaul game in 1979.

forms this season. The Reebok-issued home uniforms will be predominantly white with cardinal trim. Cardinal stripes down the sides of the shorts will have "Badgers" inscribed in white lettering. A small, cardinal "motion W" logo will appear in a white box on the front of the cardinal waistband. The front of the jerseys will read "Wisconsin" along with a number in the same fonts as last season's uniforms. The jerseys

also will include a cardinal insert (stripe) down both sides. The road uniforms will feature a color scheme reversed from the home uniforms.

ON, WISCONSIN

The tune was originally composed in 1909 by Chicago's William Purdy, and the words were written by Carl Beck. Purdy and Beck had been fraternity brothers at Hamilton College (Clinton, N.Y.) and were roommates in Chicago. Purdy was going to submit the song for a \$100 prize the University of Minnesota was offering for a new football song. When Beck heard the music, he offered to write words and suggested that Purdy offer it to Wisconsin, where Beck had once studied. The song was an instant hit on campus and spread throughout the world. It was especially popular with military bands.

Some 2,500 schools and colleges have adopted the music and changed the words to suit their needs. "On, Wisconsin" was sung for the first time at the 1909 homecoming football game vs. Minnesota.

The music was adapted by current Band Director Michael Leckrone in 1969. The original version had been played virtually unchanged since its inception. "I got a lot of flak for that," Leckrone said. "The old version was one you had to wait on. I wanted to generate immediate crowd reaction, so I stepped it up a bit."



SAY CHEESE!

The Badgers will face each of the other three Division I programs in the state of Wisconsin (Marquette, UW-Milwaukee and UW-Green Bay) this season for the first time since 1994-95. Wisconsin will host Marquette and UW-Green Bay and will travel to UW-Milwaukee for the first time since 1920. The game against UW-Green Bay will mark the first time Badger coach Dick Bennett has faced the program he led prior to coming to Madison. Wisconsin leads the all-time series with each of its state Division I rivals, including a 56-49 edge over Marquette, 15-1 over UW-Milwaukee and 5-0 over UW-Green Bay.

STILL TOGETHER

Wisconsin's coaching staff, including head coach Dick Bennett and assistant coaches Brad Soderberg, Shawn Hood and Brian Hecker, is entering its fifth consecutive year together in 1999-2000. The quartet has been intact longer than any other current coaching staff in the Big Ten.

TAKING A STAND

When Wisconsin played its first game in the Kohl Center on January 17, 1998, a new tradition took hold among Badger basketball fans. At the beginning of that 56-33 win over Northwestern, the crowd stood at the opening tip and remained standing until the Wildcats scored (at 18:41 on a free throw by Joe Branch). In a game against UW-Milwaukee last season the Badgers opened up a 21-0 lead before the Panthers finally scored with 11:01 remaining in the first half.

2002 REGIONAL

The University of Wisconsin will host the 2002 NCAA Tournament Midwest Regional (third and fourth rounds) at the 17,142-seat Kohl Center on Friday and Sunday, March 22 and 24. The last men's NCAA Tournament action in Madison was the 1969 Mideast Regional held at the UW Field House. Purdue defeated Marquette, 75-73 (OT), in the regional title game to move on to the Final Four in Louisville.

VARSITY

The traditional arm-waving at the end of the song, "Varsity," was the 1934 brainstorm of band leader Ray Dvorak. He saw Pennsylvania students wave their caps after losing a game. Dvorak later instructed Wisconsin students to salute UW President Glenn Frank after each game.

WHY BADGERS?


The sports program's nickname, "Badgers," was borrowed from the state of Wisconsin. The territory was dubbed the "Badger State," not because of animals in the region, but rather an association with lead miners in the 1820s. Prospectors came to the state looking for minerals. Without shelter in the winter, the miners had to "live like badgers" in tunnels burrowed into hillsides.

WWW.WISC.EDU/ATH

That is the internet address of the University of Wisconsin's official athletics department web site. The site, which received more than seven million "hits" last January, contains constantly updated information on everything going on in Badger athletics.

YOU'VE SAID IT ALL!

An integral part of any Wisconsin band performance is the playing of the Bud song. The tune is a spinoff of the song "Budweiser, Here Comes the King," a jingle with words and music originally written by Steve Karmen for Budweiser beer commercials. Copyrighted by Elsmere Music, Inc. in 1971, the song has become legendary at the University of Wisconsin because of its polka-like rhythm. Band director Michael Leckrone said the song's popularity got started at a 1975 hockey game. "The crowd wanted to hear a polka," he said. "I didn't have any polkas. We had, just by accident, this beer commercial in the tunes we play. I told the band if we substituted the word 'Wisconsin' for 'Budweiser' it would work." The rest, as they say, is history.



MEDIA RELATIONS STAFF

STEVE MALCHOW
Director



Steve Malchow is in his 10th season as Director of Sports Information at the UW. He is in charge of publicity for all 11 Badger men's sports programs.

Malchow worked from 1979-89 at the University of Iowa as a student, graduate and full-time assistant in the Sports Information Office before accepting his post at the UW-Madison.

He is a member of the College Sports Information Directors of America (CoSIDA), which has honored more than 40 of his press guides for excellence. His 1985 football and basketball books were rated first and second in the nation, respectively.

The 1983 graduate of Iowa earned degrees in marketing, journalism and management sciences.

A native of Sioux City, Iowa, Steve is engaged to be married to Illinois SID Barbara Butler next May.

JUSTIN DOHERTY
Associate Director



Now in his sixth year as Associate SID at Wisconsin, Justin Doherty coordinates media relations for men's basketball and assists with football. He is editor of the football and basketball game programs and oversees publicity for several varsity sports.

Doherty came to Wisconsin after two-and-a-half years as SID at the University of North Dakota. He was assistant SID at Northern Michigan

(1990-92) and served as the primary media contact for the Wildcats' 1991 NCAA champion hockey team. Doherty earned a B.A. in journalism from Michigan State where he was a student assistant in the SID Office from '84-89.

A member of the College Sports Information Directors of America (CoSIDA), he serves on that organization's Academic All-America Committee. Doherty has earned nine national citations for publications excellence from CoSIDA, including a "Best in the District" honor for the 1998-99 Wisconsin Basketball Media Guide. A native of Southfield, Mich., Justin and his wife, Martha, have a daughter (Erin).

JULIE KLUGE
Assistant Director



Julie Kluge is in her 10th campaign as a full-time member of the UW Sports Information staff. She has worked for the UW Athletic Department since 1984.

Kluge directs publicity for the Badgers' nationally recognized hockey team, assists at UW football games and is serving as publicity director for the new Women's Western Collegiate Hockey Association. The 1988 UW-Madison graduate has B.S. degrees in zoology and secondary education.

Kluge is editor of both the Wisconsin hockey media guide and game program. Her hockey guides have been rated among the top five nationally each of the past nine years, including the 1994-95 and 1996-97 guides which were named "Best in the Nation" by CoSIDA. The '96-97 guide cover also earned top honors from CoSIDA.

She was an assistant director in

the publicity office of the WCHA (1989) and works annually for the NCAA at its national hockey championship.

A native of Benton, Wis., Kluge is a member of the CoSIDA Publication Awards Committee.

BRITT KINDER
Intern



Britt Kinder is in her second year as an intern in the SID office after four years as an undergraduate sports information student at Wisconsin. She handles publicity for track and field as well as assisting with football. The Platteville, Wis., native is a 1998 graduate of the UW-Madison with a B.A. in journalism and mass communications.

BRIAN LUCAS
Intern



Brian Lucas is in his first year as an intern in the Wisconsin Sports Information Office. He covers soccer and golf, as well as assisting with football and basketball.

Lucas came to the UW after serving as a sports information assistant at Marquette for one year where he covered men's and women's tennis, track and field, wrestling and golf, in addition to assisting with men's and women's basketball.

Lucas, a native of Oceanside, N.Y., is a 1998 graduate of Notre Dame.



COVERAGE GUIDELINES

GAME CREDENTIALS

Requests for credentials must be placed with Justin Doherty of the UW Sports Information Office in writing, at least one week in advance. Requests should be made on company letterhead. Upon receipt of applications, appropriate credentials are either mailed, or made available at the Sports Information Office or with the parking attendant (white vehicle) at the entrance to Lot 91 off of Bedford Street, just east of the Kohl Center.

Credentials will be issued according to the following priority guidelines: 1) National publications and newspapers filing for the following day's publication. 2) Newspapers designated by the visiting sports information director. 3) Television and radio stations originating a live broadcast. 4) Television and radio stations covering for nightly news. 5) All other requests will be evaluated on a space-available basis, with preferences given to those who regularly cover Wisconsin basketball.

Spouses, dates, children and other non-workers are not allowed in any of the media areas.

SCOUTING TICKETS

As per the Big Ten Conference's policy, professional basketball scouts must purchase tickets through the UW Ticket Office (1-800-GO-BADGERS or 608-262-1440).

PARKING

A limited number of media parking passes are available. They will be issued on a priority basis similar to the guidelines for the issuance of credentials. Media parking at the Kohl Center is on the East side of the building along Frances Street as well as in Lot 91. The media entrance is on the northeast corner of the Kohl Center.

VISITING RADIO

Each visiting radio station admitted for broadcast should contact the UW Sports Information Office at least one week prior to the game they wish to cover. If credentials are not mailed, they may be picked up at the Sports Information Office. Visiting radio talent works from a courtside location at the Kohl Center.

PHOTOGRAPHERS

The University of Wisconsin follows NCAA and Big Ten guidelines regarding event photography. Floor photo passes are limited to daily newspaper, wire service and television photographers. Photographers must display their credentials prominently at all times and must work from either the southeast or northwest corners of the baseline. Photographers are not permitted along the length of the floor.

PRACTICE COVERAGE

Wisconsin basketball practices on the main floor of the Kohl Center are open to the media. Members of the media are asked to watch Kohl Center practices from the auxiliary media area in the second level of the building. Practices in the Nicholas-Johnson Pavilion are also open and media are asked to watch from the designated seating on the south side of the facility. Still and video photographers shooting practice are asked to remain off the court and away from the vicinity of workouts. Gameday practice sessions are closed.

PLAYER INTERVIEWS

Badger players are normally available for interviews after practices once before each game during the season.

All interviews should be arranged through the Sports Information Office. Please contact Justin Doherty at the SID Office (608-262-1811) or prior to the end of practice to secure interviews. No interviews will be granted the day of a game, with the exception of postgame interviews.

Players' telephone numbers will not be made available to the media, and players have been instructed not to conduct interviews when contacted by phone without prior approval from a member of the Sports Information Office. For out-of-town reporters, requests for collect-call telephone interviews may be made



Coach Dick Bennett is available to the media at his weekly news conference, after Wisconsin practice sessions and after Badger games.





Wisconsin radio play-by-play partners Mike Lucas (left) and Matt Lepay work from a prime courtside location at the Kohl Center.

with Justin Doherty of the Sports Information Office.

COACH BENNETT INTERVIEWS

Head coach Dick Bennett will normally be available for interviews for approximately 15-20 minutes after practice once before each game.

Additionally, Bennett holds a weekly media conference throughout the season. These sessions are generally at 1 p.m. in the "W" Club Room in Camp Randall Stadium or the media room at the Kohl Center. Audio cuts from the conferences are available after 4 p.m. on Mondays by calling 608/263-3100 (option 3).

Contact Justin Doherty in the Sports Information Office to arrange an interview with Dick Bennett.

BIG TEN TELECONFERENCE

The Big Ten will hold a weekly teleconference with the league's head coaches beginning in January. Specific times were not available at the time this publication was printed. Contact Justin Doherty or the Big Ten Conference for details.

PRESS ROW SERVICES

The primary working area (approximately 50 seats) for the media at the Kohl Center is located at court level on the east side of the floor. There also is an auxiliary media area on the second level

(Section 208) of the Kohl Center that can accommodate an additional 32 seats. Television and radio broadcasters all work from the court level location.

Media are provided with several statistics monitors along the court level area. Halftime boxes and play-by-play are delivered to both working media locations by the Sports Information staff.

MEDIA WORKROOM

The Kohl Center is equipped with a large media workroom that contains the following:

- postgame interview area
- numerous working locations from which media can file stories
- platform for video cameras
- copy machine
- pre-game dining area
- kitchenette area where a pregame meal is served
- men's and women's restrooms.

Pregame notes, statistics and game programs are also available in the workroom.

Media may store personal belongings in the workroom from the time they arrive at the Kohl Center until after the game.

The workroom is located at the northeast corner of the arena with easy access to and from the court level press row. To access the workroom from outside the arena, just

enter through the media gate and proceed down the stairs on your right.

TELEPHONES

All requests for installation of phone lines should be made to Mike Huffman at the Kohl Center (608-265-4702). Cost per line per event is \$100 (\$140 for an unrestricted analog line or an ISDN line). Seating locations are determined by the UW Sports Information Office. Several courtesy phones in the media room will be made available by the UW Sports Information Office.

POSTGAME PROCEDURES

Head coaches and selected players will be made available in the media workroom's interview area following each home game.

Generally, the visiting coach and/or players will be available first, followed by Badger coach Dick Bennett and Wisconsin players.

Contact Justin Doherty of the Sports Information Office for postgame procedures on the road (vary from school to school).

The Wisconsin locker room is closed to the media at home and on the road.

IMPORTANT LOCATIONS

Sports Information Office — Located on the second floor of Camp Randall Stadium across from the McClain Indoor Practice Facility.

Media Workroom — Located at court level in the Kohl Center (northeast corner of the arena).

Media Parking — Located along Frances Street or in Lot 91 (east of the Kohl Center).

Wisconsin Locker Room — Located at court level in the Kohl Center (northwest corner of the arena).

Visitors Locker Room — Located at court level in the Kohl Center (southwest corner of the arena).

Nicholas-Johnson Pavilion (practice facility) — Attached to the west side of the Kohl Center.



REFERENCE

SPORTS INFORMATION OFFICE

Phone: 608-262-1811
 FAX: 608-262-8184
 Address: 1440 Monroe Street, Madison, WI 53711
 Kohl Center Press Row: 608-265-4333

Sports Information Director: Steve Malchow
 Malchow Home: 608-238-8199
 Associate SID (Basketball Contact): Justin Doherty
 Doherty Home: 608-663-4780
 Doherty E-mail: JMD@athletics.wisc.edu
 Assistant SID: Julie Kluge
 Kluge Home: 608-848-1840
 Secretary: Barb Wyatt
 Interns: Britt Kinder and Brian Lucas
 Students: Lauren Price, Carla Swinehart, Jen Forge,
 Patrick Herb

QUICK FACTS

Location: Madison, WI 53711
 Enrollment: 40,109
 Colors: Cardinal and White
 Nickname: Badgers
 Conference: Big Ten
 Home Arena: Kohl Center (17,142)
 1st Game in Kohl Center: 1/17/98 vs. Northwestern
 All-time Kohl Center Record: 13-7 (.650)
 First Year of Basketball: 1898-99
 All-time Record: 1,132-1,010 (.528)
 Chancellor: David Ward
 Director of Athletics: Pat Richter
 Phone: 608-262-1866
 Head Coach: Dick Bennett (5th year at Wisconsin)
 Overall College Record: 429-243 (.638)
 Overall Division I Record: 256-163 (.611)
 Record at Wisconsin: 69-54 (.561)
 1998-99 Record: 22-10 overall, 9-7 Big Ten (T3rd)
 Letterwinners Returning: 10
 Letterwinners Lost: 5
 Starters Returning: 3
 Starters Lost: 2

BASKETBALL OFFICE

Main Office Phone: 608-262-4597
 FAX: 608-262-4872
 Head Coach: Dick Bennett
 Assistant Coaches: Brad Soderberg, Shawn Hood and
 Brian Hecker
 Director of Basketball Operations: Paul Costanzo
 Office Secretary: Nancy DeCori
 Coach Bennett's Secretary: Barb Winterstein

FAX ON DEMAND

The Big Ten Conference and league schools offer 24-hour access to the latest news releases, statistics, notes and box scores via a fax-on-demand service. If media members do not want to access this service, there will be a \$10 charge to fax box scores. This service is for media use only. Information may be accessed by following these instructions:

- 1) Using the handset of your FAX machine, media members phone 1-800-300-2050 and enter a PIN number when prompted (media only may obtain a PIN number by calling 770-399-0096).
- 2) Input Big Ten access code 282
- 3) Choose from one of the following directories to receive Wisconsin basketball information:
 Entire release (3220)
 Statistics/Results (3221)
 Roster/Schedule (3222)
 Latest Game Report (3223)

OPPONENT SPORTS INFORMATION CONTACTS

School	Basketball SID	Office
Ball State	Joe Hernandez	765-285-8242
Illinois	Barbara Butler	217-333-1391
Indiana	TBA	812-855-9399
Iowa	Steve Roe	319-335-9411
Marquette	Kathleen Hohl	414-288-5287
Michigan	Tom Wytrot	734-647-1268
Michigan State	Matt Larson	517-355-2271
Minnesota	Bill Crumley	612-625-4090
Missouri	Chad Moller	573-882-2531
Northern Illinois	Michael Molde	815-753-1706
Northwestern	Kyle Coughlin	847-491-7503
Ohio State	Dan Wallenberg	614-292-6861
Penn State	Pat Donghia	814-865-1757
Princeton	Jerry Price	609-258-3569
Purdue	Andrew Punzal	765-494-3197
Rhode Island	Mike Ballweg	401-874-2401
South Florida	Michael Hogan	813-974-4092
Syracuse	Pete Moore	315-443-2608
Temple	Brian Kirschner	215-204-7445
Texas	Scott McConnell	512-471-1345
Wake Forest	Chris Kapo	336-774-9054
UW-Green Bay	Brian Nicol	920-465-2498
UW-Milwaukee	Traci Huntemann-Piatt	414-229-5674



TEAM TRAVEL HEADQUARTERS

Following is a list of hotels at which the Badgers will be staying on the road this season.

NABC Classic (Nov. 11-14, three nights)

Wyndham Hotel (East Syracuse, N.Y.)
Phone: 315-432-0200 FAX: 315-433-1210

Wake Forest (Nov. 29, one night)

Adams Mark (Winston-Salem, N.C.)
Phone: 336-725-3500 FAX: 336-728-4025

South Florida (Dec. 10-12, two nights)

Wyndham Harbour Island (Tampa, Fla.)
Phone: 813-229-5000 FAX: 813-229-5022

Indiana (Jan. 4, one night)

Courtyard By Marriott (Bloomington, Ind.)
Phone: 812-335-8000 FAX: 812-336-9997

Purdue (Jan. 14, one night)

Radisson Inn Lafayette (Lafayette, Ind.)
Phone: 765-447-0575 FAX: 765-447-0901

Penn State (Jan. 18, one night)

Toftrees Golf Resort (State College, Pa.)
Phone: 800-458-3602 FAX: 814-238-7093

Ohio State (Feb. 1, one night)

Holiday Inn on the Lane (Columbus, Ohio)
Phone: 614-294-4848 FAX: 614-294-5366

Minnesota (Feb. 4, one night)

Marriott City Center (Minneapolis, Minn.)
Phone: 612-349-4069 FAX: 612-349-9223

Michigan State (Feb. 18, one night)

Radisson Hotel (Lansing, Mich.)
Phone: 517-482-0188 FAX: 517-487-6646

Iowa (Feb. 22, one night)

Holiday Inn (Iowa City, Iowa)
Phone: 319-337-4058 FAX: 319-337-7037

Northwestern (Feb. 29, one night)

Omni Orrington (Evanston, Ill.)
Phone: 847-866-8700 FAX: 847-475-3957

Big Ten Tournament (March 8-12, four nights)

Omni Chicago (Chicago, Ill.)
Phone: 312-944-6664 FAX: 312-266-3017

The Badgers have additional road games at UW-Milwaukee on Nov. 23 and Northern Illinois on Dec. 14. The team will bus to those games on the days of those games.

WISCONSIN ON THE INTERNET

Wisconsin basketball information, as well as breaking news, statistics, photos, etc., on all other UW athletic teams, is available on the Department of Athletics' web site which is updated daily. The address is:

www.wisc.edu/ath/

MADISON TRAVEL INFORMATION

Hotels & Motels

The following hotels and motels are located within 10-15 minutes of the Wisconsin campus (area code is 608):

Best Western-Inn on the Park, 22 S. Carroll St.	257-8811
Best Western-Inn Towner, 2424 University Ave.	233-8778
Best Western-Midway, 3710 E. Washington Ave.	244-2424
Best Western-West Towne Suites, 650 Grand Canyon Dr.	833-4200
Budgetel, 8102 Excelsior Dr.	831-7711
Comfort Suites, 1253 John Q. Hammons Dr.	836-3033
Concourse Hotel, One W. Dayton St.	257-6000
Edgewater, 666 Wisconsin Ave.	256-9071
Fairfield Inn, 8212 Greenway Blvd.	831-1400
Hampton Inn East, 4820 Hayes Rd.	244-9400
Hampton Inn West, 516 Grand Canyon Dr.	833-3511
Holiday Inn Madison East, 3841 E. Washington Ave.	244-2481
Holiday Inn Southeast, 3521 Evan Acres Rd.	222-9121
Howard Johnson's, 525 W. Johnson St.	251-5511
Ivy Inn, 2355 University Ave.	233-9717
Madison Inn, 601 Langdon St.	257-4391
Marriott, 1313 John Q. Hammons Dr.	831-2000
Quality Inn South, 4916 E. Broadway Ave.	222-5501
Radisson Inn, 517 Grand Canyon Dr.	833-0100
Residence Inn, 501 D'Onofrio Dr.	833-8333
Sheraton Inn, 706 John Nolen Dr.	251-2300
University Inn, 441 N. State St.	257-4881

Airline Service

Madison is served by the Dane County Regional Airport, a 15-minute drive from the UW-Madison campus.

American Eagle	800-433-7300
ComAir (Delta)	800-354-9822
Midwest Express	800-452-2022
Northwest	800-225-2525
TWA Express	608-221-2000
USAir	800-245-1640
United	800-241-6522

Airport Auto Rental

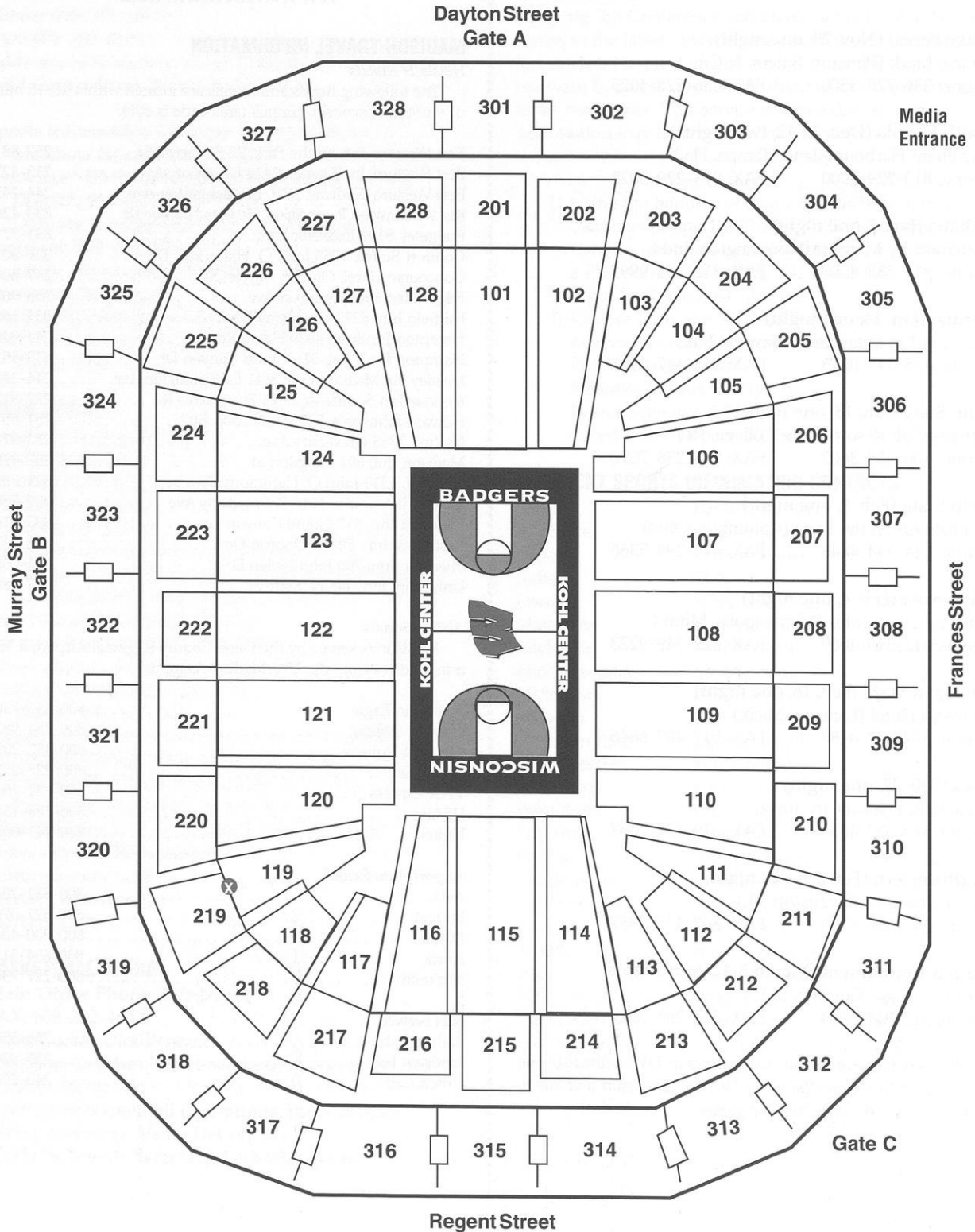
Avis	800-831-2847
Budget	800-527-0700
Dollar	800-800-4000
Hertz	800-654-3131
National	800-227-7368

Taxi Service

Badger Cab	256-5566
Madison Taxi	255-8294
Union Cab	242-2000



THE KOHL CENTER



PRIMARY MEDIA

Print

Wisconsin State Journal
P.O. Box 8058
Madison, WI 53708
(608) 252-6165
Fax: (608) 252-6119
Vic Feuerherd, beat
Tom Oates, columnist

Milwaukee Journal Sentinel
202 State Street, Ste. 202
Madison, WI 53703
Madison office: (608) 258-2271
Madison Fax: (608) 258-2279
Mark Stewart, beat
Michael Bauman, columnist
Dale Hofmann, columnist

Capital Times
P.O. Box 8060
Madison, WI 53708
(608) 252-6474
Fax: (608) 252-6445
Rob Schultz, beat
Mike Lucas, columnist/radio

On Wisconsin (on-line)
37201 Serenity Lane
Oconomowoc, WI 53066
(414) 225-5012
Fax: (414) 224-0291
Pat Stiegman, editor

Inside Wisconsin
P.O. Box 260257
Madison, WI 53726-0257
(608) 236-9465
Ronny Whitworth, beat
Tom Biersdorfer, beat

Badger Herald
550 State Street
Madison, WI 53703
(608) 257-4712, ext. 26
Fax: (608) 257-6899

Daily Cardinal
Vilas Hall
Madison, WI 53706
(608) 262-5857
Fax: (608) 262-0404

Appleton Post-Crescent
306 W. Washington
Appleton, WI 54912
(414) 733-4411
Fax: (920) 733-1945
Larry Gallup, sports editor

Kenosha News
715 58th Street
Kenosha, WI 53141
(414) 657-1000
Paul McKillip, beat

Green Bay Press-Gazette
435 E. Walnut Street
Green Bay, WI 54307
(920) 435-4411
Fax: (920) 431-8379
John Morton, sports editor

La Crosse Tribune
401 N. Third Street
La Crosse, WI 54601
(608) 782-9710
Sports editor

Dubuque Telegraph-Herald
Eighth & Bluff Streets
Dubuque, IA 52001
(319) 588-5611
Renny Zentz, sports editor

Janesville Gazette
One S. Parker Drive
Janesville, WI 53547
(608) 754-3311
John McPoland, beat

Wausau Daily Herald
P.O. Box 1286
Wausau, WI 54402
(715) 842-2101 or 845-0602
Jay Lillge, sports editor

Oshkosh Northwestern
P.O. Box 2926
Oshkosh, WI 54903
(920) 426-6659
Mike Sherry, sports editor

Racine Journal-Times
212 Fourth Street
Racine, WI 53403
(414) 634-3322
Susan Shemanske, sports editor

Eau Claire Leader Telegram
701 S. Farewell Street
Eau Claire, WI 54702
(715) 833-9208
Tad Reeve, sports editor

Capitol News Service
121 E. Main Street, Ste. 300
Madison, WI 53703
(608) 258-9977
Stan Milam, beat

Television

WISC (Ch. 3, CBS)
7025 Raymond Road
Madison, WI 53719
(608) 276-7400
Fax: (608) 271-0800
Eric Franke, sports reporter
COACHES' SHOW

WMTV (Ch. 15, NBC)
615 Forward Drive
Madison, WI 53711
(608) 274-7817
Fax: (608) 271-5194
Craig Coshun, sports director

WKOW (Ch. 27, ABC)
P.O. Box 100
Madison, WI 53701
(608) 274-6118
Fax: (608) 274-9569
Jay Wilson, sports director

WTMJ (Ch. 4, NBC)
720 E. Capitol Drive
Milwaukee, WI 53201
(414) 332-9611
Dennis Krause, sports director

WITI (Ch. 6, FOX)
9001 N. Green Bay Road
Milwaukee, WI 53217
(414) 355-6215
Tom Pipines, sports director

WISN (Ch. 12, ABC)
P.O. Box 402
Milwaukee, WI 53201
(414) 342-8812
Tom Sutton, sports director

WDJT (Ch. 58, CBS)
809 S. 60th Street
Milwaukee, WI 53214
(414) 220-8130
Sports Director

WHA (Ch. 21)
821 University Avenue
Madison, WI 53706
(608) 263-2121
Fax: (608) 263-9763
Deb Piper, producer delay TV

Wire Services

Associated Press (Milwaukee)
918 N. Fourth Street
Milwaukee, WI 53203
(414) 225-3580
Fax: (414) 225-3599
Greg Beacham, sports editor

Associated Press (Madison)
1901 Fish Hatchery Road
Madison, WI 53713
(608) 255-3679

Radio

WIBA
P.O. Box 99
Madison, WI 53701
(608) 274-5450
Fax: (608) 274-5521
Matt Lepad, radio play-by-play
Brian Posick, sports director
Van Stoutt, sports reporter

WHIT
5024 E. Lacy Road
Madison, WI 53711
(608) 271-6611
Mike Heller, sports reporter

WTDY
2740 Ski Lane
Madison, WI 53713
(608) 273-1000

WTMJ
720 E. Capitol Drive
Milwaukee, WI 53201
(414) 332-9611
Len Casper, sports director

Wisconsin Radio Network
302 E. Washington Ave., Ste. 102
Madison, WI 53703
(608) 251-3900
Mitch Nelles, sports reporter

Wheeler News Service
121 E. Main Street, Ste. 300
Madison, WI 53703
(608) 257-2614

WTLX
5315 Wall Street
Madison, WI 53718
(608) 245-9859



STAFF DIRECTORY

Management Team

Pat Richter (Wisconsin, 1964)	Director of Athletics.....	(608) 262-5068
Al Fish (Luther, 1973)	Assoc. AD/Administrative Officer	(608) 262-3157
Cheryl Marra (Slippery Rock, 1977)	Assoc. AD/Sports Administrator	(608) 263-3214
Mike Moss (Ohio, 1961)	Assoc. AD/Sports Administrator	(608) 262-0099
Jamie Pollard (UW-Oshkosh, 1987)	Associate AD/Chief Financial Officer	(608) 262-5449
Vince Sweeney (Wisconsin, 1979)	Assoc. AD/External Relations	(608) 262-5583

Departments

Tim Bald (Loras, 1980)	Director of Compliance	(608) 265-2973
Jim Bakken (Wisconsin, 1963)	Director of Community Relations	(608) 262-0119
John Chadima (Iowa, 1988)	Director of Facilities & Events	(608) 262-7974
John Dettmann (UW-Oshkosh, 1983)	Strength & Conditioning Coordinator	(608) 262-5613
Tam Flarup (Iowa State, 1975)	Director of Women's Sports Information.....	(608) 263-5502
Barry Fox (Wisconsin, 1974)	Director of Facilities	(608) 262-3631
Richard Franchak (Maryland-Baltimore Cnty., 1986)	Assistant AD.....	(608) 263-6688
Terry Gawlik (Southwestern University, 1981)	Assistant AD/Sports Administrator	(608) 265-4987
Dennis Helwig (Wisconsin, 1974)	Head Athletic Trainer.....	(608) 262-3798
Corbin Hunt (Lynchburg, 1988)	Director of Ticket Operations.....	(608) 262-1440
Duane Kleven (Wisconsin, 1961)	Director of Special Events	(608) 262-0553
Ann Larson (Wyoming, 1978)	Kohl Center General Manager	(608) 265-3997
Steve Malchow (Iowa, 1983)	Director of Men's Sports Information.....	(608) 262-1811
Kenna O'Connor (Illinois, 1984)	Director of Events	(608) 265-4129
Jim Roberts (North Dakota State, 1979)	Technical Systems Coordinator	(608) 262-5100
Mike Unitan (Wisconsin, 1992).....	Director of Marketing & Promotions.....	(608) 262-1812
Alan Zussman (Wisconsin, 1969)	Academic Affairs Director	(608) 262-0748

Head Coaches

Jane Albright (Appalachian St., 1981)	Women's Basketball	(608) 263-5506
Barry Alvarez (Nebraska, 1969).....	Football	(608) 262-1861
Kalekeni Banda (UMass, 1975)	Men's Soccer	(608) 262-7749
Dick Bennett (Ripon, 1965)	Men's Basketball	(608) 262-4597
Chris Clark (California, 1982)	Men's Crew.....	(608) 262-8521
Barry Davis (Iowa, 1987)	Wrestling	(608) 262-4399
Dean Duerst (Wisconsin, 1984)	Women's Soccer	(608) 265-2974
Karen Gallagher (Texas Women's, 1981)	Softball.....	(608) 265-6152
Eric Hansen (Iowa State, 1988).....	Men's & Women's Swimming	(608) 265-3336
Patti Henderson (Florida State, 1986)	Women's Tennis.....	(608) 263-6304
Pat Klingelhoets (Wisconsin, 1972)	Men's Tennis	(608) 262-0997
Mary Lockyer (UMass, 1991)	Women's Open-Weight Crew.....	(608) 263-6422
Ed Nuttycombe (VPI, 1978)	Men's Track	(608) 262-4397
Julie Sasner (Harvard, 1988)	Women's Ice Hockey	(608) 262-0101
Jeff Sauer (Colorado College, 1965)	Men's Ice Hockey.....	(608) 262-3932
Jerry Schumacher (Wisconsin, 1993)	Men's Cross Country	(608) 262-5729
Maren Watson (Minnesota, 1984).....	Women's Lightweight Crew	(608) 265-6642
Peter Tegen (Koln, 1965)	Women's Track & Cross Country.....	(608) 263-5109
Dennis Tiziani (Northland, 1964)	Men's & Women's Golf	(608) 249-1000
Pete Waite (Ball State, 1981)	Volleyball.....	(608) 263-5670



BADGERS ON T.V.



Coshun



Yoder



Stout



Zussman

Television Coverage

Nearly every one of Wisconsin's regular-season games will be televised live either locally, regionally or nationally in 1999-2000.

WMTV sports director Craig Coshun heads this year's announce team for local telecasts. He is paired on local telecasts with Steve Yoder, who was head coach of the Badgers from 1982-92.

The Badgers are scheduled for at least four live national television appearances in 1999-2000, including three on ESPN and one on ESPN2.

The Dick Bennett Show

"The Dick Bennett Show" airs in Madison and on a statewide network. Hosted by longtime voice of the Badgers, Matt Lepay, the 30-minute program features insights, interviews, highlights and viewer questions. Check local listings for the times in your area.

UW on WPT

In addition to the live telecasts, several home games will also be aired on a tape-delay basis on the state-wide Wisconsin Public Television network. WIBA Radio's Van Stout and UW academic and student affairs director Alan Zussman handle the announcing duties. WPT will be televising the following games this season:

12/3 Rhode Island	1/13 Ohio State
12/8 UW-Green Bay	2/16 Michigan
12/23 Marquette	3/4 or 3/5 Indiana
1/8 Illinois	


Wayne Larivee (left) and Greg Kelser form the announce team for ESPN Plus at a game at the Kohl Center last season. Nearly every Wisconsin game will be televised this season, including four national T.V. appearances.




BADGERS ON RADIO

Wisconsin Radio Network

City	Station	Frequency
Amery	WXCE	1260 am
Antigo	WRLO	105.3 fm
Appleton	WHBY	1150 am
Ashland	WATW/WBSZ	1400 am/93.3 fm
Beaver Dam	WBEV/WXRO	1430 am/95.3 fm
Beloit	WBEL	1380 am
Berlin	WISS	1090 am/102.3 fm
Black River Falls	WWIS	1260 am/99.7 fm
Dodgeville	WDMP	810 am
Duluth, Minn.	WDMS	710 am
Eau Claire	WBIZ	1400 am
Fond du Lac	KFIZ	107.1 fm
Green Bay	WDUZ	1400 am
Hayward	WRLS	92.3 fm
Janesville	WCLO	1230 am
Kenosha	WLIP	1050 am
La Crosse	WKBH	1570 am/105.5 fm
Lancaster	WLGR	1280 am/97.7 fm
Madison	WIBA/WOLX	1310 am/94.9 fm
Manitowoc	WOMT	1240 am
Mauston	WRJC	1270 am
Medford	WIGM	1490 am/99.3 fm
Milwaukee	WTMJ	620 am
Monroe	WEKZ	1260 am
Platteville	WTOQ	1590 am
Portage	WPDR	1350 am
Prairie du Chien	WPRE	980 am/94.3 fm
Reedsburg	WRDB	1400 am
Rhineland	WOBT	1240 am
Rice Lake	WJMC	1240 am
Richland Center	WRCO	1450 am/100.9 fm
River Falls	WEVR	1550 am/106.3 fm
Shawano	WTCH	960 am/99.3 fm
Sheboygan	WHBL	1330 am
Sparta	WKLJ	1290 am
Spencer	WOSQ	92.3 fm
Stevens Point	WSPO	1010 am/104.9 fm
Sturgeon Bay	WDOR	910 am/93.9 fm
Viroqua	WVRQ	1360 am/102.3 fm
Waupaca	WDUX	800 am/92.7 fm
Wausau	WSAU	550 am
West Bend	WBKV	1470 am
Wisconsin Rapids	WFHR	1320 am



Matt Lepay



Mike Lucas

Radio Coverage

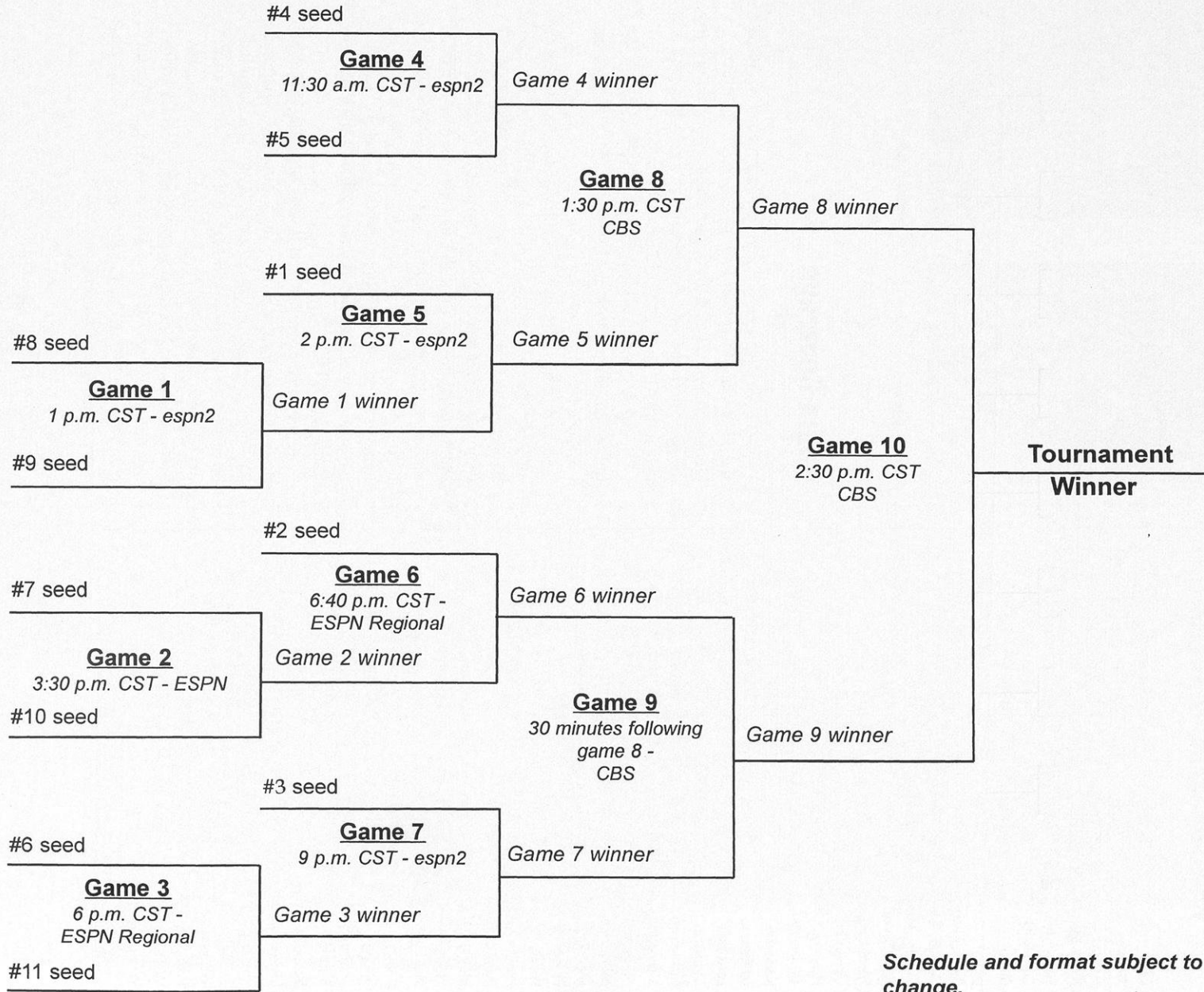
Exclusive coverage of Badger basketball can be heard on the 43-station Wisconsin Radio Network. The Athletic Department and Learfield Communications entered into an agreement for radio broadcast rights for Wisconsin football and basketball prior to the 1994 season.

WIBA (1310 AM) and WOLX (94.9 FM) are the rights holders in the Madison market, and WTMJ (620 AM) carries the games in Milwaukee.

Entering his 12th season handling play-by-play duties for Wisconsin basketball is Matt Lepay. He has also called Badger football the past six seasons. A 1984 graduate of Ohio State, Lepay was Sports Director at WTSO in Madison before joining WIBA in 1994. He previously served as Sports Director at WNCI in Columbus, and prior to that worked at stations in Athens and Piqua, Ohio. Lepay also provides frequent sports reports for WISC-TV. Lepay is host of the Dick Bennett Show, both on WIBA Radio and WISC-TV.

Joining Lepay on the broadcast is Mike Lucas, long-time sports columnist at the *Capital Times*, who handles color commentary on Wisconsin basketball and football broadcasts. Lucas, who worked on the broadcast team for the Badgers' delay television package on the Wisconsin Public Television Network before assuming color commentary duties on the radio, also provides daily sports commentaries on WIBA. He has reported on Badger sporting events for the *Capital Times* since 1971.





Schedule and format subject to change.

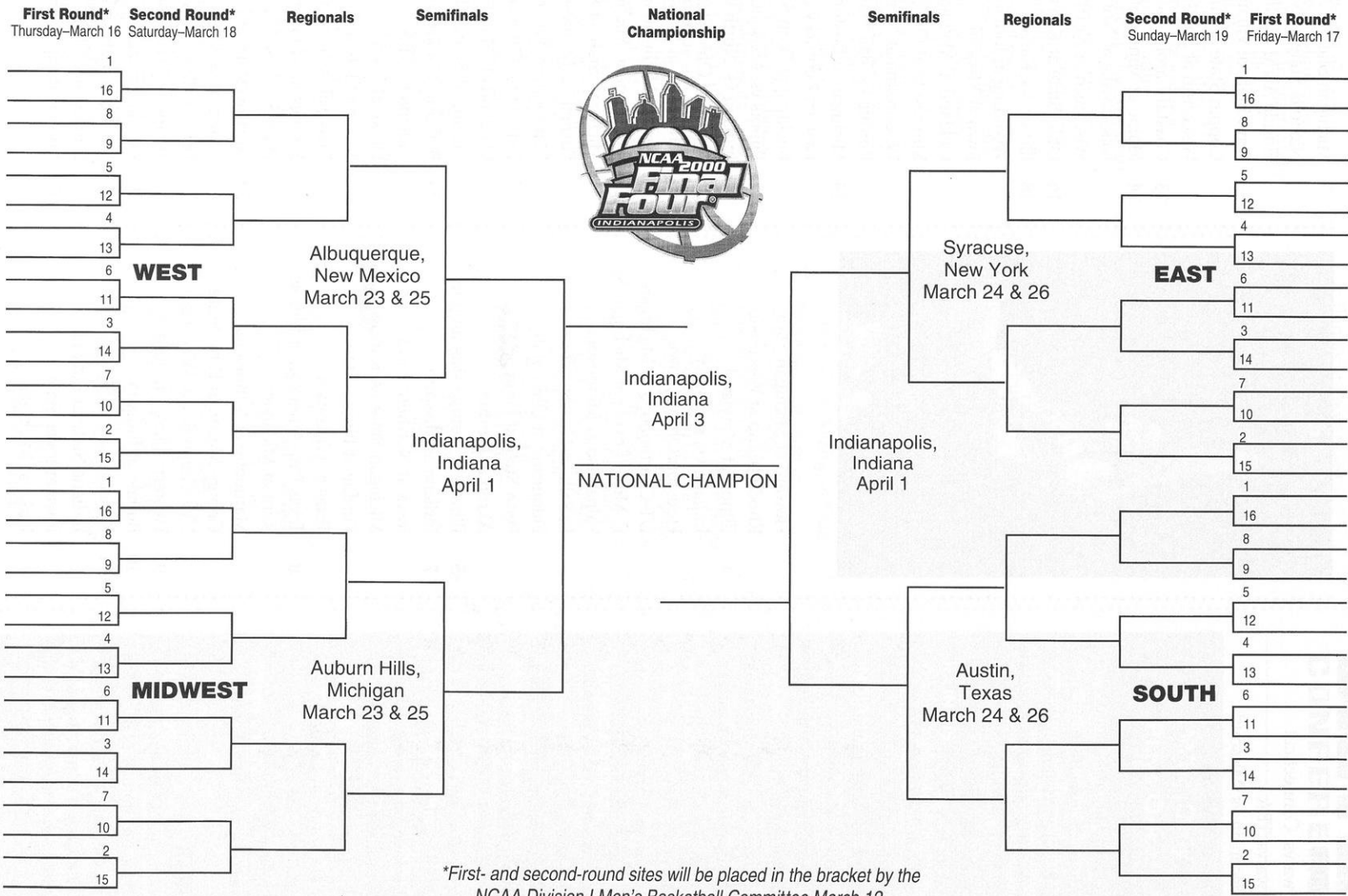
BIG TEN TOURNAMENT



2000 NCAA Division I Men's BASKETBALL CHAMPIONSHIP

NCAA TOURNAMENT

Media Information



*First- and second-round sites will be placed in the bracket by the NCAA Division I Men's Basketball Committee March 12.

© 1985, 1998 National Collegiate Athletic Association
No commercial use without the NCAA's written permission

NCAA 13604-6/99


BIG TEN SCHEDULE

NOVEMBER

- 11 Iowa vs. Connecticut
- 12 Iowa vs. TBA
Wisconsin vs. Missouri
- 13 Wisconsin vs. Syracuse/Princeton
- 16 Notre Dame at Ohio State
- 18-
- 26 Ohio State at Preseason NIT
- 19 Western Illinois at Illinois
Indiana at Texas Tech
Oakland at Michigan
- 20 Texas-Arlington at Minnesota
Ball State at Wisconsin
- 21 Eastern Illinois at Iowa
- 22 Illinois at Bradley
Toledo at Michigan State
Lehigh at Penn State
Purdue vs. Chaminade
- 23 Detroit at Michigan
Chicago State at Northwestern
Purdue vs. TBA
Wisconsin at UW-Milwaukee
- 25 Michigan State vs. Providence
- 24 Loyola, MD at Penn State
Purdue vs. TBA
- 26 Indiana vs. Temple
Michigan State vs. TBA
Northwestern vs. Evansville
- 27 Iowa at Creighton
Western Michigan at Michigan
Michigan State vs. TBA
Morehead State at Minnesota
Northwestern vs. TBA
Boston College at Penn State
- 28 Northwestern vs. TBA
- 29 Vermont at Ohio State
- 30 Illinois vs. Duke
Notre Dame at Indiana
Iowa at Maryland
Virginia at Minnesota
Wisconsin at Wake Forest

DECEMBER

- 1 Michigan at Georgia Tech
Michigan State at N. Carolina
Florida State at Northwestern
Clemson at Penn State
North Carolina State at Purdue
- 3 Texas Southern at Iowa



- Howard at Michigan State
- Rhode Island at Wisconsin
- 4 Illinois at Maryland
Indiana vs. Kentucky
Houston/Ohio at Iowa
UT-Chattanooga at Michigan
E. Mich./Loyola at Michigan St.
Valparaiso at Minnesota
LaSalle at Northwestern
Duquesne at Ohio State
Penn State at Penn
Akron at Purdue
- 5 Illinois at George Washington
- 7 Indiana at Missouri
Iowa at Northern Iowa
Michigan State vs. Kansas
Purdue at Illinois State
Texas at Wisconsin
- 8 Texas Pan-American at Illinois
Kent at Michigan
Marquette at Minnesota
George Mason at Penn State
UW-Green Bay at Wisconsin
- 9 Western Illinois at Purdue
- 10 Buffalo at Indiana
- 11 Kansas State at Illinois
Indiana State at Indiana
Iowa at Iowa State
Duke at Michigan

- Michigan State at Arizona
- Nicholls State at Northwestern
- Florida A&M at Ohio State
- Penn State at Villanova
- Coppin State at Purdue
- Wisconsin at South Florida
- 13 Coastal Carolina at Ohio State
- 14 Maine at Minnesota
Jacksonville at Northwestern
Wisconsin at Northern Illinois
- 16 Ohio State at Kansas
- 18 Illinois vs. Kansas
Wyoming at Indiana
Iowa at Missouri
Oakland at Michigan State
Minnesota at Oregon
W. Carolina at Northwestern
Purdue vs. Ball State
- 19 Michigan at Boston College
Eastern Kentucky at Ohio State
Bucknell at Penn State
- 21 Illinois vs. Missouri
Indiana vs. North Carolina
- 22 Toledo at Ohio State
Penn State at Temple
Central Michigan at Purdue
- 23 Duquesne at Michigan
Michigan State at Kentucky
Furman at Minnesota
Marquette at Wisconsin
- 27 Indiana vs. Canisius
Oakland at Ohio State
Purdue at Santa Clara
- 28 Bethune-Cookman at Illinois
Indiana vs. TBA
Drake at Iowa
Towson State at Michigan
Miss. Valley State at Michigan St.
Minnesota at Georgia
Penn State vs. Manhattan
- 29 Northwestern at USC
American at Ohio State
Penn State vs. TBA
Temple at Wisconsin
- 30 Loyola Chicago at Illinois
Michigan State at Wright State
Purdue at UCLA
- 31 Minnesota at Nebraska



JANUARY

- 2 Colorado State at Michigan
Oakland at Northwestern
- 3 Murray State at Purdue
- 5 Wisconsin at Indiana
Northwestern at Iowa
Michigan at Minnesota
Penn State at Michigan State
- 6 Ohio State at Illinois
- 8 Illinois at Wisconsin
Indiana at Penn State
Michigan State at Iowa
Michigan at Purdue
Pepperdine at Northwestern
- 9 Minnesota at Ohio State
- 11 Indiana at Michigan State
- 12 Purdue at Illinois
Iowa at Minnesota
- 13 Penn State at Northwestern
Ohio State at Wisconsin
- 15 Minnesota at Indiana
Iowa at Penn State
Ohio State at Northwestern
Wisconsin at Purdue
- 16 Illinois at Michigan
- 18 Iowa at Indiana
- 19 Northwestern at Michigan
Purdue at Minnesota
Wisconsin at Penn State
- 20 Michigan State at Ohio State
- 22 Penn State at Illinois
Indiana at Purdue
Michigan at Iowa
Northwestern at Michigan St.
Minnesota at Wisconsin
Ohio State at St. John's
- 25 Michigan at Indiana
- 26 Illinois at Iowa
Minnesota at Penn State
Purdue at Wisconsin
- 27 Michigan State at Northwestern
- 29 Iowa at Wisconsin
Northwestern at Minnesota
Purdue at Ohio State
- 30 Illinois at Michigan State

FEBRUARY

- 1 Michigan State at Michigan
- 2 Minnesota at Illinois
Penn State at Indiana
Northwestern at Purdue
Wisconsin at Ohio State
- 3 Kansas at Iowa
Penn State at Indiana

- 5 Indiana at Northwestern
Purdue at Iowa
Connecticut at Michigan State
Wisconsin at Minnesota
- 6 Ohio State at Michigan
Illinois at Penn State
- 8 Michigan State at Purdue
- 9 Michigan at Illinois
Indiana at Minnesota
Iowa at Ohio State
Rice at Northwestern
- 12 Iowa at Illinois
Michigan State at Wisconsin
Purdue at Northwestern
Penn State at Ohio State
- 13 Indiana at Michigan
- 15 Ohio State at Michigan State
- 16 Iowa at Purdue
Michigan at Wisconsin
Northwestern at Penn State
- 17 Illinois at Minnesota
- 19 Illinois at Northwestern
Ohio State at Indiana
Penn State at Michigan
Wisconsin at Michigan State
Minnesota at Purdue
- 22 Indiana at Illinois
- 23 Wisconsin at Iowa
Michigan State at Penn State
Minnesota at Seton Hall
Northwestern at Ohio State
- 24 Purdue at Michigan
- 26 Michigan State at Indiana
Michigan at Northwestern
- 27 Illinois at Ohio State
Minnesota at Iowa
Penn State at Purdue
- 29
or 1 Indiana at Purdue
Iowa at Michigan

MARCH

- 1
- or 2 Minnesota at Michigan State
Wisconsin at Northwestern
Ohio State at Penn State
- 4
- or 5 Northwestern at Illinois
Penn State at Iowa
Minnesota at Ohio State
Indiana at Wisconsin
Michigan at Michigan State
- 9-
- 12 Big Ten Tournament
(United Center, Chicago)



Who Only Plays Once?

The current 16-game format for Big Ten Conference games dictates that each league member will play four other conference foes only once in a given season. Here's the breakdown for the 2000 Big Ten season.

ILLINOIS

Wisconsin (a), Purdue (h), Michigan State (a), Indiana (h)

INDIANA

Iowa (h), Northwestern (a), Ohio State (h), Illinois (a)

IOWA

Northwestern (h), Michigan State (h), Indiana (a), Purdue (a)

MICHIGAN

Minnesota (a), Ohio State (h), Wisconsin (a), Penn State (h)

MICHIGAN STATE

Iowa (a), Illinois (h), Purdue (a), Minnesota (h)

MINNESOTA

Michigan (h), Penn State (a), Northwestern (h), Michigan State (a)

NORTHWESTERN

Iowa (a), Minnesota (a), Indiana (h), Wisconsin (h)

OHIO STATE

Purdue (h), Michigan (a), Iowa (h), Indiana (a)

PENN STATE

Wisconsin (h), Minnesota (h), Michigan (a), Purdue (a)

PURDUE

Illinois (a), Ohio State (a), Michigan State (h), Penn State (h)

WISCONSIN

Illinois (h), Penn State (a), Michigan (h), Northwestern (a)



RULES EVOLUTION

(Year indicates the season rule went into effect; 1921 is 1920-21 season)

1891 — The 13 original rules of basketball are written down by Dr. James Naismith in December, 1891, in Springfield, Mass.

1895 — The free throw line is moved from 20 to 15 feet.

1896 — A field goal changes from three to two points, and free throws from three to one point.

1909 — A dribbler is permitted to shoot. The dribble is defined as the "continuous passage of the ball," making the double dribble illegal. Also, a second referee is added for games in an effort to curb the rough play.

1911 — No coaching is allowed during the progress of the game by anybody connected with either team.

1914 — The bottom of the net is left open.

1921 — A player can re-enter the game once. Before this rule, if a player left the game, he could not re-enter the rest of the game.

1924 — The player fouled must shoot his own free throws. Before this rule, one person usually shot all his team's free throws.

1929 — The charging foul by the dribbler is introduced.

1931 — A "held ball" may be called when a closely guarded player is withholding the ball from play for five seconds. The result will be a jump ball.

1933 — The 10-second center line is introduced to cut down on stalling ... no player can stand in the free throw lane with the ball more than three seconds.

1934 — A player may re-enter the game twice.

1936 — No offensive player can remain in the free throw lane, with or without the ball, for more than three seconds ... after a made free throw, the team scored upon shall put the ball in play at the end of the court where the goal had been scored.

1938 — The center jump after every goal scored is eliminated.

1940 — Teams have the choice of whether to take a free throw or take the ball out-of-bounds at midcourt. If two or more free throws are awarded, this option applies to the last throw.

1943 — Any player who is eligible to start an overtime period will be allowed an extra personal foul, upping the total so disqualification is on the fifth foul.

1945 — Defensive goaltending is banned ... five personal fouls now disqualifies a player. An extra foul is not permitted in overtime games ... unlimited substitution is introduced ... it becomes a violation for an offensive player to remain in the free throw lane for more than three seconds.

1947 — Transparent backboards are authorized.

1949 — Coaches are allowed to speak to players during a timeout.

1952 — Games are to be played in four 10-minute quarters. Before this, games were played in two 20-minute halves.

1953 — Teams can no longer waive free throws in favor of taking the ball out-of-bounds ... the one-and-one free-throw rule is introduced, although the bonus is used only if the first shot missed. The rule will be in effect the entire game except the last three minutes, when every foul is two shots.

1955 — The one-and-one free throw is changed so that the bonus shot is given only if first shot is made ... games are changed back to being played in two 20-minute halves.

1956 — The two-shot penalty in the last three minutes of the game is eliminated. The one-and-one is now in effect the entire game.

1957 — The free throw lane is increased from six feet to 12 feet ... grasping the basket is now classed as a technical foul under unsportsmanlike tactics.

1958 — Offensive goaltending is now banned, as an addition to the original 1945 rule ... a ball that passes over the backboard, either front-to-back or back-to-front, is now considered out of bounds ... on uniforms, the use of single digit numbers one and two and any digit greater than five is prohibited.

1965 — Coaches must remain seated on the bench except while the clock is stopped or to direct or encourage players on the court. This rule is to help keep coaches from inciting undesirable crowd reactions toward the officials.

1968 — The dunk is made illegal during the game and pregame warm-up.

1973 — The free throw on the first six common fouls each half by a team is eliminated ... freshmen become eligible to play varsity basketball under the bylaws of the NCAA.

1977 — The dunk is made legal again.

1982 — The jump ball is used only at the beginning of the game and the start of each overtime. An alternating arrow will indicate possession in jump-ball situations during the game.

1983 — When the closely guarded five-second count is reached, it is no longer a jump-ball situation. It is a violation, and the ball is awarded to the defensive team out of bounds.

1985 — The coaching box is introduced, whereby a coach and all bench personnel must remain in the 28-foot-long coaching box unless seeking information from the scorer's table.

1986 — The 45-second clock is introduced ... if a shooter is fouled intentionally and the shot missed, the penalty will be two shots and possession of the ball out of bounds to the team that was fouled ... the head coach may stand throughout the game, while all other bench personnel must remain seated.

1987 — The three-point field goal is introduced and set at 19 feet-9 inches from the center of the basket.

1988 — Each intentional personal foul carries a two-shot penalty plus possession of the ball.

1991 — Three free throws are awarded when a shooter is fouled during an unsuccessful three-point try.

1992 — The shot clock is reset when the ball strikes the basket ring, not when a shot leaves the shooter's hands as it had been ever since the rule was introduced in 1986.

1994 — The shot clock is reduced to 35 seconds from 45 ... the game clock will be stopped after successful field goals in the last minute of the game and the last minute of any overtime period with no substitution allowed ... the five-second dribbling violation when closely guarded is eliminated.

1995 — Scoring is restricted to a tap-in when three-tenths (.3) of a second or less remain on the game clock or shot clock.

1996 — Teams are allowed one 20-second timeout per half. This was an experimental rule in the 1994-95 season.

1997 — In games not involving commercial electronic media, teams are entitled to four full-length timeouts and two 20-second timeouts per game. In games involving commercial electronic media, teams are entitled to two full-length timeouts and three 20-second timeouts per game.

1999 — In a held ball situation initiated by the defense, the ball shall be awarded to the defensive team. Previously, possession was awarded by the direction of the possession arrow.

2000 — The "held ball rule" passed in 1999 is reversed ... uniform numbers 1 and 2 are now legal ... each team will now have five 30-second timeouts per game instead of two full timeouts and three 20-second timeouts.


Meet the Badgers



8

Eight seniors and juniors dot the 1999-2000 Wisconsin roster as the Badgers embark upon the fifth year of the Dick Bennett era, following a historic '98-99 campaign in which the program won a school-record 22 games and qualified for its third postseason berth in four years.

◀ Junior guard Mike Kelley is the reigning Big Ten Defensive Player of the Year.



The question now is, can they be better this season?

The Wisconsin basketball program broke new ground in 1998-99. Included on the list of accomplishments:

- winning a school-record 22 games and qualifying for its second NCAA Tournament in three years
- being ranked as high as 11th by the Associated Press and running up winning streaks of 10 games in non-conference play and seven games in Big Ten action
- leading the Big Ten in scoring defense for the third straight season and ranking second nationally
- playing against a schedule that ranked as the sixth-toughest in the nation.

The answers lie in a roster well-stocked in experience (eight seniors and juniors) and in players grounded in Coach Dick Bennett's principles of relentless defense and a sound offensive attack.

The Badgers closed out their memorable 1998-99 campaign on a sour note (a 43-32 loss to Southwest Missouri State in the first round of the NCAA Tournament), so that will provide added incentive for those players who return.

"I think we were all stung (by the tournament loss)," Bennett said. "We played three months of excellent basketball and then one month of poor basketball. The one month came at the end of the year and that really bothered us. I hope our players have taken that motivation into

the off-season."

Wisconsin lost a great deal of experience (all in its backcourt), including its top two scorers (Sean Mason and Ty Calderwood) as well as defensive standout Hennssy Auriantal and team captain David Burkemper. All four were seniors last season.

However, the Badgers return the 1999 Big Ten Defensive Player of the Year in junior guard Mike Kelley, the team's top three-point shooter in senior guard Jon Bryant and their entire front-court in juniors Andy Kowske, Mark Vershaw, Maurice Linton and sophomore Charlie Wills. Added to this group will be returning guards Duany Duany and Travon Davis, as well as a solid recruiting class.

BACKCOURT

Certainly the losses of last season's four senior guards will be felt.

Mason averaged a team-high 16.8 points per game on the way to A.P. honorable mention all-America and second-team all-Big Ten honors. Calderwood ran the show from the point, was the team's second leading scorer (9.3), paced the squad in assists (3.3 per game) and earned third-team all-conference acclaim. Auriantal, an excellent defender, was injured much of the second half of the season, a loss that proved signifi-

cant. Burkemper, though he played sparingly, was a solid leader.

"The backcourt, on paper, appears to have taken a major hit," Bennett said. "But I think our guards this season will be more a part of the whole. The scoring will come a bit from everyone rather than us setting things up for the guards. I think we could be a bit stronger defensively because both Roy Boone and Mike Kelley are good defenders, not to mention Duany and Travon, who have improved."

Kelley, tabbed the league's top defender by the Big Ten coaches, enters his junior season with 63 career games (including 52 starts) under his belt. He tied with Ohio



State's Scoonie Penn for third in the Big Ten (all games) in steals (1.94/game) last season and set a school record with an outstanding 4.3-to-1 assist-to-turnover ratio. He also earned academic all-Big Ten honors.

"Mike will very likely run the show this season," Bennett said. "He has good leadership skills. He is not what you'd call a great penetrator, but he is very sound with the ball and has a better shot than people realize. His greatest strength is his ability to go out and defend anyone — big or small — off the ball."

A good bet to join Kelley in the backcourt is newcomer Roy Boone, a 6-3 transfer from Coffeyville Community College in Kansas.

"Roy is our best athlete and is very explosive," Bennett said. "He can get to the rim and has developed his offensive tools very nicely. He can be an excellent defender, particularly against the ball."


Joining Kelley and Boone is a trio of capable players who bring a variety of strengths to the table. Fifth-year senior Duany Duany, who played in 21 games last season and averaged 2.5 points, has been in the program since the fall of 1995.

"Duany has done a little bit of everything, from playing a lot — and even starting — to not playing at all," Bennett said. "He has worked hard in the off-season and will have a nice opportunity to get significant minutes."

Senior Jon Bryant played his first season at Wisconsin last year after transferring from St. Cloud State. Bryant was a nice addition, leading the Badgers in three-point shooting (.387) and finishing sixth in the Big Ten in three-point field goal percentage (.403) in league games. His solid first year in Madison included a 22-point performance at Iowa.

"Jon was effective as a long-range shooter last year and I expect he will be again this season," Bennett said. "He is stronger, is a decent defender, moves well without the ball and has improved his ball-handling. He will be a key contributor."

Sophomore point guard Travon Davis played a total of just 37 minutes in 12 appearances last season.



Andy Kowske was the Badgers' leader last season in field goal percentage, rebounding and blocked shots.

Davis can get into the lane and spent his rookie year learning behind the veterans. He went to Europe last summer with the Big Ten's foreign touring team.


"Travon is our best penetrator with the ball and he runs the team well on the full court," Bennett said. "He has worked to get better defensively. He could find himself in a playing role. He is probably our only pure point guard."

Two others looking to make backcourt contributions are sophomore John Moriarity and freshman Kirk Penney. Moriarity played sparingly in only seven games a year ago, but continues to improve. The 6-5 Penney, a native of Auckland, New Zealand, comes to the Badgers with a reputation as a fine scorer. A key to his development will be his ability to learn Bennett's defensive system.

"Last year our backcourt was clearly our strength," Bennett said. "I wouldn't necessarily say it will be our strength this season, but it could be a whole lot better than anyone realizes. It is an experienced group."

THE FRONT COURT

Whether or not Wisconsin's frontcourt becomes the strength of



Jon Bryant is one of the Big Ten's top three-point shooters.

the team in 1999-2000 remains to be seen. Without a doubt, however, the Badger forwards will be leaned upon more heavily to score. It appears they will be equipped to do so.

"Our frontcourt is a year older and one or two players deeper," Bennett said. "We're going to move Maurice Linton to more of a wing, but inside we'll have Charlie Wills, Andy Kowske, Mark Vershaw and Julian Swartz, who are all tough, strong kids. I think they will do a lot more scoring."

One of the Badgers' toughest and strongest players is Kowske, a 6-8 junior who has played in 63 games, including 45 starting nods. An academic all-Big Ten choice a year ago, Kowske led the Badgers in rebounding (4.9), field goal percentage (.574) and blocked shots (27). He started all 32 games in '98-99.

"Andy is one of our two or three best athletes," Bennett said. "He can run forever, he jumps well and he's got good quickness. His finishing skills are improving and that is the area he needs to address. He's going to get a lot of opportunities because he is always around the ball."

The 6-9 Vershaw, who like Kowske is a junior and has played in 63 games in his first two years with



the Badgers, possesses fine all-around offensive skills. The Badgers' top returning scorer, he averaged 7.2 points, 3.0 rebounds and 1.8 assists per game as a sophomore in '98-99.

"Mark is our most-gifted offensive player," Bennett said. "He has moves that I haven't even seen yet. He needs to improve his explosiveness and increase his strength as much as possible. If he can do those things, he could really have a fine year."

Wills, a 6-8 redshirt freshman last season, contributed nicely in his first year of action, averaging 4.5 points and 3.3 rebounds. He played in all 32 games, including 15 starts.

"Charlie had a fine freshman year and he continues to improve," Bennett said. "He does a little bit of everything and that includes hitting the perimeter shot. He rebounds hard, runs hard, defends hard and screens hard. He is a valuable player for us."

The 6-7 Linton, a junior with 53 career appearances (nine starts) to his credit, will move to a small forward spot this season. He averaged 2.3 points and 2.3 rebounds while playing in all 32 games a year ago.

"Maurice is making the move to the perimeter, which is where he ended up his freshman year," Bennett said. "He has increased his shooting range and is working on getting stronger. He always has had a good feel for the game and that is why I think he could be a major player in our plans."

Two other forwards looking to make an impact are 6-6 freshman Julian Swartz and 6-8 junior Robert Smith. Swartz was the 1998-99 state player of the year in Wisconsin. Smith sat out last season after transferring to Wisconsin from UW-Whitewater.

THE SCHEDULE

Wisconsin, which played a schedule rated sixth-toughest (Sagarin) in the nation last season, will tackle another grueling slate in 1999-2000.

The Badgers' non-conference ledger includes games with Rhode Island, Temple, Texas, Wake Forest, Missouri, *Syracuse or Princeton,

South Florida, UW-Green Bay and Marquette. This season will mark the first time since 1994-95 that the Badgers will face each of the state of Wisconsin's other three Division I programs.

Wisconsin then will embark upon the always-difficult Big Ten portion of the schedule. This season the

Badgers will only face Penn State (home), Northwestern (home), Illinois (away) and Michigan (away) one time each.

** Wisconsin opens the 1999 NABC Classic vs. Missouri and will play either Syracuse or Princeton in the next round.*

Some Numbers on the Badgers

- 11:** Number of 1999 NCAA Tournament participants the Badgers could face this season.
- 6:** Number of teams with new head coaches against whom Wisconsin will play in 1999-2000. They are Missouri, UW-Milwaukee, Rhode Island, Marquette, Minnesota and Iowa.
- 17.3:** Average number of wins per season for the Badgers during the Dick Bennett era. That average is the highest in school history.
- 3:** Number of times under Bennett that the Badgers have led the Big Ten in scoring defense.
- 2:** Number of former Badgers currently playing in the NBA. The two are Michael Finley of the Dallas Mavericks and Paul Grant of the Milwaukee Bucks.
- 4:** Number of Big Ten opponents the Badgers face only once this season. They are: Illinois, Michigan, Penn State and Northwestern.
- 1132:** All-time victories for Wisconsin in its 101-year basketball history.
- 55.2:** Average number of points per game allowed by the Badgers last season. That figure ranked second nationally behind Princeton.
- 3:** Number of times during the Dick Bennett era that Wisconsin has broken the existing school record for total home attendance in a season.
- 11.8:** Wisconsin's Big Ten-best and school-record average number of turnovers per game last season.
- 1:** Players on the Wisconsin roster who were not originally recruited by Dick Bennett's staff. That player is Duany Duany.
- 8:59:** Amount of time, to start the game, that the Badgers held UW-Milwaukee scoreless in the meeting between the two schools last season.
- 1:** Married players in the Big Ten this season. Badger junior Mark Vershaw is that player, having married his high school sweetheart last summer.
- 5:** The Wisconsin basketball staff is now beginning its fifth season together. It has been intact as a staff longer than any other coaching staff currently in the Big Ten.



ROSTERS

Alphabetical

No.	Name	Pos.	Ht.	Wt.	Cl./El.	Hometown (High School/Last School)
32	Roy Boone	G	6-3	190	Jr./Jr.	Madison, WI (East/Coffeyville CC)
10	Jon Bryant*	G	6-2	185	Sr./Sr.	Plymouth, MN (Armstrong/St. Cloud State)
2	Travon Davis*	G	5-10	180	So./So.	Summit, IL (Nazareth Academy)
13	Duany Duany***	G	6-5	180	Sr./Sr.	Bloomington, IN (North)
44	Erik Faust*	F	6-7	215	Jr./So.	Arlington Heights, IL (Prospect)
22	Mike Kelley**	G	6-3	185	Jr./Jr.	Menomonee Falls, WI (Milwaukee Pius XI)
15	Andy Kowske**	F	6-8	230	Jr./Jr.	Brookfield, WI (Whitefish Bay Dominican)
5	Maurice Linton**	F	6-8	215	Jr./Jr.	Calumet City, IL (Thornwood)
30	Dave Mader	F/C	6-11	240	Fr./Fr.	Appleton, WI (East)
14	John Moriarity*	G	6-5	180	Jr./So.	Oostburg, WI (HS)
20	Kirk Penney	G	6-5	205	Fr./Fr.	Auckland, New Zealand (Westlake)
21	Robert Smith	F	6-8	215	Sr./Jr.	Madison, WI (LaFollette/UW-Whitewater)
42	Julian Swartz	F	6-6	215	Fr./Fr.	Waukesha, WI (South)
50	Mark Vershaw**	F	6-9	235	Jr./Jr.	East Peoria, IL (HS)
40	Charlie Wills*	F	6-8	230	Jr./So.	Angola, IN (HS)

Numerical

No.	Name	Pos.	Ht.	Wt.	Cl./El.	Hometown (High School/Last School)
2	Travon Davis*	G	5-10	180	So./So.	Summit, IL (Nazareth Academy)
5	Maurice Linton**	F	6-8	215	Jr./Jr.	Calumet City, IL (Thornwood)
10	Jon Bryant*	G	6-2	185	Sr./Sr.	Plymouth, MN (Armstrong/St. Cloud State)
13	Duany Duany***	G	6-5	180	Sr./Sr.	Bloomington, IN (North)
14	John Moriarity*	G	6-5	180	Jr./So.	Oostburg, WI (HS)
15	Andy Kowske**	F	6-8	230	Jr./Jr.	Brookfield, WI (Whitefish Bay Dominican)
20	Kirk Penney	G	6-5	205	Fr./Fr.	Auckland, New Zealand (Westlake)
21	Robert Smith	F	6-8	215	Sr./Jr.	Madison, WI (LaFollette/UW-Whitewater)
22	Mike Kelley**	G	6-3	185	Jr./Jr.	Menomonee Falls, WI (Milwaukee Pius XI)
30	Dave Mader	F/C	6-11	240	Fr./Fr.	Appleton, WI (East)
32	Roy Boone	G	6-3	190	Jr./Jr.	Madison, WI (East/Coffeyville CC)
40	Charlie Wills*	F	6-8	230	Jr./So.	Angola, IN (HS)
42	Julian Swartz	F	6-6	215	Fr./Fr.	Waukesha, WI (South)
44	Erik Faust*	F	6-7	215	Jr./So.	Arlington Heights, IL (Prospect)
50	Mark Vershaw**	F	6-9	235	Jr./Jr.	East Peoria, IL (HS)

Coaches and Support Staff


Head Coach: Dick Bennett
 Assistant Coaches: Brad Soderberg, Shawn Hood, Brian Hecker
 Director of Basketball Operations: Paul Costanzo
 Athletic Trainer: Andy Winterstein
 Strength and Conditioning Coach: Scott Hettenbach
 Associate SID (Basketball Contact): Justin Doherty

Pronunciation Guide

Travon Davis — truh-VON
 Duany Duany — DWAY-nee
 Erik Faust — FOWST
 Andy Kowske — KOW-skee
 Mark Vershaw — VER-shaw




T.V./RADIO ROSTER




2 Travon Davis

G, So., 5-10, 180
Summit, Ill.




5 Maurice Linton

F, Jr., 6-8, 215
Calumet City, Ill.




10 Jon Bryant

G, Sr., 6-2, 185
Plymouth, Minn.




13 Duany Duany

G, Sr., 6-5, 180
Bloomington, Ind.




14 John Moriarity

G, So., 6-5, 180
Oostburg, Wis.




15 Andy Kowske

F, Jr., 6-8, 230
Brookfield, Wis.




20 Kirk Penney

G, Fr., 6-5, 205
Auckland, New Zealand




21 Robert Smith

F, Jr., 6-8, 215
Madison, Wis.




22 Mike Kelley

G, Jr., 6-3, 185
Menomonee Falls, Wis.




30 Dave Mader

F/C, Fr., 6-11, 240
Appleton, Wis.




32 Roy Boone

G, Jr., 6-3, 190
Madison, Wis.




40 Charlie Wills

F, So., 6-8, 230
Angola, Ind.




42 Julian Swartz

F, Fr., 6-6, 215
Waukesha, Wis.



44 Erik Faust

F, So., 6-7, 215
Arlington Hts., Ill.



50 Mark Vershaw

F, Jr., 6-9, 235
East Peoria, Ill.



ROSTER ANALYSIS

Returning Players (10)

No.	Name	Pos.	Ht.	Wt.	Cl./El.	1998-99 Statistics			Other	
						GP-S	Pts.	Reb.		
10	Jon Bryant*	G	6-2	185	Sr./Sr.	31-0	6.3	1.3	0.5	team's top 3-pt. shooter
2	Travon Davis*	G	5-10	180	So./So.	12-0	1.1	0.6	0.5	14 FTAs in 12 minutes
13	Duany Duany***	G	6-5	180	Sr./Sr.	21-0	2.5	0.9	0.2	5th-year senior in '99-00
44	Erik Faust*	F	6-7	215	Jr./So.	6-0	1.0	0.3	0.2	played 10 minutes
22	Mike Kelley**	G	6-3	185	Jr./Jr.	32-23	4.4	2.7	2.7	1.9 spg., 4.3-1 ast.-TO
15	Andy Kowske**	F	6-8	230	Jr./Jr.	32-32	6.0	4.9	0.3	team's leading rebounder
5	Maurice Linton**	F	6-8	215	Jr./Jr.	32-5	2.3	2.3	0.9	73% FT shooter
14	John Moriarity*	G	6-5	180	Jr./So.	7-0	0.6	0.4	0.1	played 14 minutes
50	Mark Vershaw**	F	6-9	235	Jr./Jr.	32-14	7.2	3.0	1.8	most assts. among forwards
40	Charlie Wills*	F	6-8	230	Jr./So.	32-15	4.5	3.3	0.7	53% FG shooter

Non-returning Players (5)

No.	Name	Pos.	Ht.	Wt.	Cl./El.	1998-99 Statistics			Why Left	
						GP-S	Pts.	Reb.		
5	Hennsny Auriantal	G	6-1	185	Sr./Sr.	24-7	3.8	1.4	1.4	graduated
25	David Burkemper	G	6-1	198	Sr./Sr.	9-1	0.7	0.4	0.2	graduated
12	Ty Calderwood	G	6-0	178	Sr./Sr.	32-31	9.3	2.9	3.3	graduated
11	Sean Mason	G	6-2	182	Sr./Sr.	32-32	16.8	4.3	1.9	graduated
34	Maurice Sessoms	F	6-8	235	Fr./Fr.	7-0	0.0	0.4	0.0	transferred

Newcomers (5)

No.	Name	Pos.	Ht.	Wt.	Cl./El.
32	Roy Boone	G	6-3	190	Jr./Jr.
30	Dave Mader	F	6-11	240	Fr./Fr.
20	Kirk Penney	G	6-5	205	Fr./Fr.
21	Robert Smith	F	6-8	215	Sr./Jr.
42	Julian Swartz	F	6-6	215	Fr./Fr.

Miscellaneous Roster Information

BY CLASS

Seniors — 2 (Jon Bryant, Duany Duany)

Juniors — 6 (Roy Boone, Mike Kelley, Andy Kowske, Maurice Linton, Robert Smith, Mark Vershaw)

Sophomores — 4 (Travon Davis, Erik Faust, John Moriarity, Charlie Wills)

Freshmen — 3 (Dave Mader, Kirk Penney, Julian Swartz)

BY LOCATION

Wisconsin — 7 (Roy Boone, Mike Kelley, Andy Kowske, Dave Mader, John Moriarity, Robert Smith, Julian Swartz)

Illinois — 4 (Travon Davis, Erik Faust, Maurice Linton, Mark Vershaw)

Indiana — 2 (Duany Duany, Charlie Wills)

Minnesota — 1 (Jon Bryant)

New Zealand — 1 (Kirk Penney)




BADGER TRIVIA

Name	Favorite Movie	Toughest Opposing Arena	They Attended My High School	Greatest Invention of 20th Century	Favorite Foods	Favorite Actors	Greatest Athlete of 20th Century	Person I Admire Most	I've Met
2 Travon Davis	Bad Boys	Indiana	Me	Cell Phone	Grandma's Fried Chicken	M. Lawrence J. Lopez	Michael Jordan	My Family	Master P
5 Maurice Linton	Belly	Michigan State	Cliff Floyd Reggie Torian	Caller I.D.	My Mother's	A. Sandler L. Fishburne	Michael Jordan	My Mother	The Late Harold Washington
10 Jon Bryant	Donnie Brasco	Michigan State	—	Television	Lasagna	—	—	My Parents	Terry Porter
13 Duany Duany	Scarface	Minnesota	My brothers and sisters	Computers	Mom's chili	Al Pacino D. Washington	Jackie Joyner Kersee	My Parents	Muhammad Ali
14 John Moriarity	Star Wars	Indiana	Dean Vander Plas	Television	Pizza	—	Michael Jordan	My Father	The Rock
15 Andy Kowske	Tombstone and Seven	Michigan State	Jay Guldinger	Computer Mapping	Wiener schnitzel	T.L. Jones and N. Cage	M. Jordan and Paul Molitor	My Dad	Donna Shalala
20 Kirk Penney	There's Something About Mary	—	—	The 3-point Line	Roast Lamb	S. Connery and R. DeNiro	—	—	Clyde Drexler
21 Robert Smith	Goonies	—	—	My Mom	Stuffing & Turkey	M. Lawrence	Michael Jordan	God and My Parents	Scottie Pippen
22 Mike Kelley	Swingers	Hawaii-Hilo	Joe Chnelich	Caller I.D.	Steak	Kevin Spacey	Marty Conlon	My Parents	Steve Stricker
30 Dave Mader	Star Wars Trilogy	—	—	The Internet	Pizza	Chris Farley	Michael Jordan	Jesus Christ	George Karl
32 Roy Boone	Above the Rim	—	Donald Hayes	—	Pizza	M. Lawrence	Tim Duncan	Michael Jordan	Dick Bennett
40 Charlie Wills	Stand By Me	Indiana	—	Semiconductor	Lasagna	Harrison Ford and C. Zetta-Jones	Walter Payton	Mark Vershaw	Chris Webber
42 Julian Swartz	Hoosiers	—	John Anderson	Television	Crab Legs	Adam Sandler	Michael Jordan	My Family	Julius Erving
44 Erik Faust	The Matrix	Indiana	Dave Kingman	The Juiceman II	Philly Steak Sandwich	Kevin Spacey and Katie Holmes	Michael Jordan	My Parents	Michael Jordan
50 Mark Vershaw	Hoosiers	Michigan State	Joe Girardi	Computer	Pizza	Robin Williams	Babe Ruth	My Parents	Stone Cold Steve Austin



JON BRYANT

Sr., G, 6-2, 185, Plymouth, Minn. (Armstrong)



1998-99

One of team's top perimeter shooting threats ... team's leading scorer off the bench (6.3 ppg.) ... team's leading three-point shooter (.387) ... ranked sixth in league games in three-point field goal percentage (.403) ... had stretch of Big Ten games during which he hit 26-42 (.619) from field, including 15-28 (.536) three-pointers ... made at least one three-pointer in eight of last nine games ... UW career-high 22-points at Iowa that included 6-11 (.545) three-point shooting ... made 5-8 from three-point range vs. Illinois ... made three three-point field goals in a game eight times ... career-high 28 minutes at Ohio State ... played in 31 of team's 32 games and is one of only 29 players in school history to have played in at least 31 games in a season.

1997-98

Transferred to Wisconsin and sat out as mandated by NCAA rules.

BEFORE WISCONSIN

Two-year letterwinner at NCAA Division II St. Cloud State ... as a sophomore in 1996-97, he was an all-North Central Conference (NCC) selection and team MVP after averaging 17.3 points per game and shooting .481 from the field, including .468 from three-point range ... led conference in three-point shooting (.489) in league games ... registered career-high 40 points in a win over league-rival North Dakota ... all-NCC academic honorable mention choice ... named NCC Freshman of the Year in 1995-96 after averaging 8.4 points per game and shooting a school-record .574 from three-point range ... nation's third-leading three-point shooter in Division II as a freshman.

HIGH SCHOOL

Four-year starter who graduated as school's all-time leader in points, assists, free-throw shooting and three-point shooting ... three-time all-Classic Lake Conference selection ... captained team as a senior when he averaged 19 points, 5.0 assists and 3.0 steals per game ... shot 55 percent from field, including 45 percent from three-point range, as a senior ... named to *Minneapolis Star Tribune* all-Metro team and *St. Paul Pioneer Press* all-State squad ... named to Associated Press honorable mention all-state unit ... also a three-year starter in baseball, he earned all-conference and all-region honors on the diamond ... honors student.

PERSONAL

Born Sept. 9, 1976, in Plymouth, Minn. ... parents are Linda and Doug Bryant ... major is consumer science ... attended same high school as former Badgers Jason Johnsen and Grant Johnson, as well as current UW football player Dague Retzlaff.

CAREER HIGHS (at Wisconsin)

- Points
22 at Iowa (1.23.99)
- Field Goals
8 at Iowa (1.23.99)
- Field Goal Attempts
14 at Iowa (1.23.99)
- 3-Point Field Goals
6 at Iowa (1.23.99)
- 3-Point Field Goal Attempts
11 at Iowa (1.23.99)
- Free Throws
2, twice; MR at Northwestern (1.16.99)
- Free Throw Attempts
2, twice; MR at Northwestern (1.16.99)
- Rebounds
5 vs. N. Illinois (12.2.98)
- Assists
2, twice; MR vs. Iowa (3.5.99)
- Blocked Shots
1 at Marquette (12.23.98)
- Steals
2, four times; MR vs. Minnesota (1.30.99)
- Minutes
28 at Ohio St. (2.24.99)

Don't Take "No" for an Answer

Jon Bryant didn't and now he is one of the Big Ten's top three-point shooters.

Drawing little interest from Division I schools following a stellar prep career, Bryant enrolled at Division II St. Cloud State where he was named the conference's freshman of the year.

Bryant then called UW Coach Dick Bennett about transferring to Wisconsin. Bennett, who already had a full roster, encouraged Bryant to remain at St. Cloud. As a sophomore Bryant averaged 17.3 points per game and was named all-conference.

He called Bennett again and this time the Badger coach told him to come to Madison. Bryant sat out his first year at Wisconsin before blossoming into one of the Big Ten's top perimeter threats.

The Numbers on Bryant

40 — Points scored by Bryant in a game against North Dakota during his sophomore year at St. Cloud State.

13 — Three-point field goals made by Bryant during a three-game stretch of Big Ten games last season.

23 — Bryant's age. He is Wisconsin's oldest player (just ahead of Duany).





Bryant's Career Statistics (at Wisconsin)

Year	G-GS	MIN	FG-FGA	PCT	3P-3PA	PCT	FT-FTA	PCT	O-D	REB	AVG	PF-D	AT	TO	BK	ST	PTS	AVG
98-99	31-0	516-16.6	72-161	.447	46-119	.387	4-5	.800	8-32	40	1.3	26-0	17	8	1	15	194	6.3
Totals	31-0	516-16.6	72-161	.447	46-119	.387	4-5	.800	8-32	40	1.3	26-0	17	8	1	15	194	6.3


Bryant's Big Ten Statistics

Year	G-GS	MIN	FG-FGA	PCT	3P-3PA	PCT	FT-FTA	PCT	O-D	REB	AVG	PF-D	AT	TO	BK	ST	PTS	AVG
98-99	16-0	273-17.1	45-93	.484	29-72	.403	4-4	1.000	6-13	19	1.2	12-0	6	1	0	8	123	7.7
Totals	16-0	273-17.1	45-93	.484	29-72	.403	4-4	1.000	6-13	19	1.2	12-0	6	1	0	8	123	7.7



TRAVON DAVIS

So., G, 5-10, 180, Summit, Ill. (Nazareth Academy)



Paying His Dues

Travon Davis came to Wisconsin knowing that the Badgers were loaded with guards and that his playing time as a freshman would be limited.

Knowing and experiencing, however, are two different things.

"It was harder than I expected, coming from high school where I played the entire game, to sitting on the bench the entire game my freshman year," Davis says.

But Davis persevered and is now ready to make an impact with the Badgers in 1999-2000. He enjoyed a solid performance, under the watchful eye of UW Coach Dick Bennett, in a six-game stint over the summer with the Big Ten's Foreign Tour squad.

"My father told me to take things one step at a time," Travon says. "I'm taking his advice."

SUMMER OF 1999

Averaged 4.0 points, 2.5 rebounds and 3.7 assists during six-game stint in Austria with Big Ten's Foreign Tour team in August ... team was coached by Wisconsin's Dick Bennett.

1998-99

True freshman appeared in 12 games ... averaged one free throw attempt for every 2.6 minutes of playing time (best ratio on team) ... season-high five points in win over Nebraska at Top of the World Classic in Fairbanks, Alaska ... saw three minutes of action in NCAA Tournament game vs. Southwest Missouri State.

HIGH SCHOOL

Three-year starter and four-year varsity player for Coach Phil Cahill at Nazareth Academy ... two-time conference player of the year, team captain and *Chicago Sun-Times* all-area choice ... finished career as school's No. 2 all-time scorer ... as a senior, he averaged 24.3 points and 6.7 rebounds per game en route to a "Mr. Basketball" nomination, all-America mention from *Street & Smith's* and second-team all-state acclaim from *Champaign News-Gazette* ... all-tournament team member for third straight season at St. Rita's Thanksgiving tourney and for second straight year at York High School holiday tournament ... team was 19-9 and won Private League title his senior year ... averaged 23.6 points, 8.4 rebounds, 3.0 assists and 2.0 steals as a junior ... scored at least 40 points in four different games his junior year.

PERSONAL

Born July 13, 1980 in Hinsdale, Ill. ... parents are Charlette and Anthony Davis ... major is business marketing ... father was a guard at Marquette from 1977-81.

CAREER HIGHS

Points

5 vs. Nebraska (11.22.98)

Field Goals

1, twice; MR vs. Nebraska (11.22.98)

Field Goal Attempts

4 vs. Loyola Chicago (11.14.98)

3-Point Field Goals

1, twice; MR vs. Nebraska (11.22.98)

3-Point Field Goal Attempts

2 vs. Loyola Chicago (11.14.98)

Free Throws

2, three times; MR vs. SW Missouri State (3.12.99)

Free Throw Attempts

4 vs. UW-Milwaukee (11.16.98)

Rebounds

2 vs. Loyola Chicago (11.14.98)

Assists

2 vs. Loyola Chicago (11.14.98)

Blocked Shots

0

Steals

1 vs. Loyola Chicago (11.14.98)

Minutes

11 vs. Loyola Chicago (11.14.98)


The Numbers on Davis

2 — Davis has switched his uniform to No. 2 from the No. 4 he wore as a freshman.

2.6 — Travon attempted one free throw for every 2.6 minutes of playing time last season.

1.7-1 — Davis compiled a 1.7-to-1 assist-to-turnover ratio during the Big Ten Foreign Team tour last summer.





Davis' Career Statistics

Year	G-GS	MIN	FG-FGA	PCT	3P-3PA	PCT	FT-FTA	PCT	O-D	REB	AVG	PF-D	AT	TO	BK	ST	PTS	AVG
98-99	12-0	37-3.1	2-12	.167	2-4	.500	7-14	.500	0-7	7	0.6	5-0	6	5	0	1	13	1.1
98-99	12-0	37-3.1	2-12	.167	2-4	.500	7-14	.500	0-7	7	0.6	5-0	6	5	0	1	13	1.1


Davis' Big Ten Statistics

Year	G-GS	MIN	FG-FGA	PCT	3P-3PA	PCT	FT-FTA	PCT	O-D	REB	AVG	PF-D	AT	TO	BK	ST	PTS	AVG
98-99	3-0	7-2.3	0-0	.000	0-0	.000	2-2	1.000	0-2	2	0.7	2-0	1	2	0	0	2	0.7
98-99	3-0	7-2.3	0-0	.000	0-0	.000	2-2	1.000	0-2	2	0.7	2-0	1	2	0	0	2	0.7



DUANY DUANY

Sr., G, 6-5, 180, Bloomington, Ind. (North)



Family Ties

Now this is a family that plays together.

Badger senior Duany Duany, who enters his fifth and final year at Wisconsin, is just one of several siblings and relatives playing college basketball this season.

Duany's younger brother, Kueth, is a red-shirt freshman at Syracuse and the two could meet if the Badgers and Orangemen play in the NABC Classic. Duany's two sisters also play college hoops (Nyagon is a senior at Bradley and Nok is a freshman at Georgetown). Furthermore, a pair of cousins (Emanuel and Ger) play at Williams College in Massachusetts and Lakeland JC in Illinois, respectively.

As for Duany, he will be looking for a more consistent contribution this season. With 79 games under his belt, he is the team's most experienced player.

CAREER

Has played in 79 games, including 12 starts ... ranks 10th on school's all-time three-point field goal attempts list with 196.

1998-99

Played in 21 of team's 32 games ... season-high eight points vs. Northern Illinois ... had six points and three rebounds in 13 minutes vs. Fresno State ... solid nine minutes vs. Minnesota with four points, one assist and one steal.

1997-98

Played in 29 games, including three starts ... averaged 4.5 points and 1.7 rebounds ... career highs in points (20), rebounds (eight), steals (three), blocked shots (three) and minutes (35) in win over Coppin State ... scored 13 points in win over No. 18 Oklahoma and at Ball State.

SUMMER 1997

Averaged 5.2 points and 2.2 rebounds for Big Ten All-Star touring team that played six games in England, France and Germany.

1996-97

Played in 27 of 28 games and started nine times ... averaged 5.1 points, 1.4 rebounds and 17 minutes per game ... career-high 20 points (7-9 field goals, including 5-5 three-pointers) in win at Illinois ... his 1.000 three-point field goal percentage vs. Illini tied Big Ten record ... tallied pair of three-point field goals and two steals (one with 22 seconds left to clinch win) at Penn State ... registered 11 points and four rebounds in 26 minutes in first career start vs. UNC-Wilmington ... scored in double figures five times.

1995-96

Broke bone in right foot in practice on Nov. 25 and redshirted ... played in two games at Maui Invitational and averaged 7.5 points in 22 minutes of action.

HIGH SCHOOL

First-team all-state and a member of the Indiana all-star team as a senior ... named team MVP as junior and senior ... school's all-time leading scorer and rebounder ... averaged 20.4 points, 10 rebounds, 3.0 assists and 2.0 blocks as a senior ... team was 17-5 in his last season ... averaged 24.3 points and eight rebounds as a junior when team was 12-8 ... tabbed Best Offensive Player at Las Vegas Invitational and MVP of Windy City Classic as a junior ... garnered all-state honors as a junior ... four-year starter ... member of National Honor Society.

PERSONAL

Born Nov. 2, 1976, in Juba, Sudan ... parents are Wal and Julia Duany ... major is behavioral science and law ... earned nickname "Doc" from grade school coach who referred to the way Duany "operated on opposing defenses" ... has "double name" because family tradition has it that family name is given as the first name to the first-born son ... mother (higher education) and father (political science) are both professors at Indiana University, who brought their family to the United States in 1983.

CAREER HIGHS

Points

20, twice; MR vs. Coppin State (12.20.97)

Field Goals

7, twice; MR vs. Coppin State (12.20.97)

Field Goal Attempts

14 vs. Coppin State (12.20.97)

3-Point Field Goals

5 at Illinois (1.25.97)

3-Point Field Goal Attempts:

8, twice; MR vs. Northwestern (1.17.98)

Free Throws

5 vs. Coppin State (12.20.97)

Free Throw Attempts

7 vs. Coppin State (12.20.97)

Rebounds

8 vs. Coppin State (12.20.97)

Assists

2, three times; MR at Ball State (12.13.97)

Blocks

3 vs. Coppin State (12.20.97)

Steals

3, twice; MR vs. Coppin State (12.20.97)

Minutes

35 vs. Coppin State (12.20.97)


The Numbers on Duany

5 — Number of three-point field goals (on five attempts) Duany made in a win at Illinois in 1997.

1 — Duany is the only player on the UW roster who was not recruited by Dick Bennett's staff.

15 — Number of three-point field goals Duany needs to crack the UW's career list.





Duany's Career Statistics

Year	G-GS	MIN	FG-FGA	PCT	3P-3PA	PCT	FT-FTA	PCT	O-D	REB	AVG	PF-D	AT	TO	BK	ST	PTS	AVG
95-96	2-0	22-11.0	4-7	.571	3-4	.750	4-4	1.000	0-3	3	1.5	1-0	0	0	0	0	15	7.5
96-97	27-9	459-17.0	47-142	.331	28-86	.326	15-34	.441	3-36	39	1.4	31-0	11	29	1	6	137	5.1
97-98	29-3	422-14.6	48-150	.320	16-81	.198	18-27	.667	18-32	50	1.7	27-0	10	23	9	8	130	4.5
98-99	21-0	123-5.9	18-43	.419	9-25	.360	7-10	.700	3-16	19	0.9	9-0	5	10	3	2	52	2.5
Totals	79-12	1027-13.0	117-342	.342	56-196	.286	44-75	.587	24-87	111	1.4	68-0	26	62	13	16	334	4.2


Duany's Big Ten Statistics

Year	G-GS	MIN	FG-FGA	PCT	3P-3PA	PCT	FT-FTA	PCT	O-D	REB	AVG	PF-D	AT	TO	BK	ST	PTS	AVG
95-96	Missed entire Big Ten season while redshirting																	
96-97	18-6	316-17.6	34-107	.318	20-64	.313	11-27	.407	2-26	28	1.6	22-0	6	16	1	6	99	5.5
97-98	16-1	214-13.4	19-71	.268	10-40	.250	9-12	.750	10-14	24	1.5	19-0	5	15	4	3	57	3.6
98-99	12-0	69-5.8	6-19	.316	4-14	.286	5-6	.833	1-6	7	0.6	2-0	4	5	1	1	21	1.8
Totals	46-7	599-13.0	59-197	.299	34-118	.288	25-45	.556	13-46	59	1.3	43-0	15	36	6	10	177	3.8



MIKE KELLEY

Jr., G, 6-3, 185, Menomonee Falls, Wis. (Milwaukee Pius XI)



The Minister of Defense

The keys to being a great defender? Mike Kelley will tell you they are 1) being in position and 2) anticipating once you're there.

Those who've watched the '99 Big Ten Defensive Player of the Year in action might also add that it takes hustle, heart and good hands.

Kelley, whose father, Tim (a former college point guard), "made sure the first word I said was 'ball,'" was being recruited by a few "mid-major" schools when UW Coach Dick Bennett offered him a scholarship during the summer of 1996. Kelley jumped at the chance and has been a thorn in the side of Wisconsin opponents ever since.

"If you're in the right spot, and you have the anticipation, you're going to be able to get into the passing lanes and pick one off," Kelley says.

CAREER

Ranks sixth on school's all-time steals list with 120.

1998-99

Named Big Ten Defensive Player of the Year by league's coaches ... named to academic all-Big Ten team ... co-winner (with Andy Kowske) of team's Badger Award ... team-high 62 steals rank fourth on UW single-season list ... tied for third (with Scoonie Penn) in Big Ten in steals per game (1.94) in overall games and was second in league games (2.38) ... school-record assist-to-turnover ratio of 4.3-to-1 overall ... Big Ten leader in assist-to-turnover ratio (6.25-to-1) in league games ... committed only eight turnovers in 16 Big Ten games (averaged 31.6 minutes per contest) ... had nine games when he played at least 30 minutes and did not commit a turnover ... his eight steals at Illinois State were third-most in UW history and tied (with 10 others) for third-most in Big Ten history ... tied school record (with Ty Calderwood) for fewest games (49) needed to reach 100 career steals ... played in single-season school record-tying 32 games ... season-high 11 points in win over Michigan State ... impressive performance in win at Iowa with six assists and no turnovers in 39 minutes of action.

1997-98

Played in all 31 games, including 29 starts ... thrust into starting role when senior Ty Calderwood went down with knee injury ... first UW freshman guard to start a season-opener since Rick Olson in 1982 ... averaged 4.2 points, 2.0 rebounds, 1.8 assists and 1.9 steals ... second on team in minutes played (868) ... set UW freshman record for steals with 58 (then fifth on UW season chart) and ranked sixth in Big Ten in steals (all games) ... fourth in league in steals in conference games ... team's second-leading free throw shooter (.789) ... made all five of his FG attempts and scored 11 points in Big Ten Tournament game vs. Illinois ... career-high 13 points vs. Iowa ... then career-high four steals vs. Penn State and UW-Milwaukee.

HIGH SCHOOL

First-team all-state as a senior by Associated Press and *Milwaukee Journal Sentinel* ... named Gatorade Wisconsin Player of the Year ... Metro Conference Player of the Year and MVP for team that was 19-6 and shared league title in 1996-97 ... played for South squad in state Division I all-star game ... averaged 15.8 points, 5.4 assists, 4.8 steals and 5.0 rebounds per game as a senior ... second-team all-conference and honorable mention all-state as a junior after averaging 10 points, 5.0 assists and 4.0 steals per game for team that compiled 24-2 record on way to league and state titles ... as a sophomore, he earned second-team all-league acclaim while averaging 6.0 points, 5.0 assists and 4.0 steals per game ... first freshman ever to play varsity basketball at Pius XI ... team was 66-10 in his last three years.

PERSONAL

Born August 17, 1978, in Milwaukee, Wis. ... parents are Jane and Timothy Kelley ... major is consumer science ... father was a four-year starter at point guard at Regis University ... sister, Katie, attended UW-Madison from 1990-95 ... played AAU ball with fellow Badger junior Andy Kowske ... a former Marquette ball boy.

CAREER HIGHS

Points

13 vs. Iowa (2.3.98)

Field Goals

5, twice; MR at Marquette (12.23.98)

Field Goal Attempts

8 vs. Pacific (11.28.97)

3-Point Field Goals

3 vs. Michigan (12.31.97)

3-Point Field Goal Attempts

3, five times; MR vs. Iowa (2.3.98)

Free Throws:

7 vs. Michigan State (1.6.99)

Free Throw Attempts

8 vs. Michigan State (1.6.99)

Rebounds

7 vs. Northwestern (2.10.99)

Assists

6 at Iowa (1.23.99)

Blocked Shots

1, 10 times; MR at Michigan State (2.21.99)

Steals

8 at Illinois State (12.5.98)

Minutes

39 at Iowa (1.23.99)


The Numbers on Kelley

9 — Number of games last season in which Kelley played at least 30 minutes without committing a turnover.

64 — Number of steals Kelley needs to become school record holder.

7 — Number of games in which Kelley has recorded at least four steals, including eight at Illinois St. in '98-99.





Kelley's Career Statistics

Year	G-GS	MIN	FG-FGA	PCT	3P-3PA	PCT	FT-FTA	PCT	O-D	REB	AVG	PF-D	AT	TO	BK	ST	PTS	AVG
97-98	31-29	868-28.0	44-108	.407	11-38	.289	30-38	.789	12-51	63	2.0	102-8	55	39	4	58	129	4.2
98-99	32-23	891-27.8	45-94	.479	3-14	.214	49-65	.754	12-74	86	2.7	86-3	86	20	6	62	142	4.4
Totals	63-52	1759-27.9	89-202	.441	14-52	.269	79-103	.767	24-125	149	2.4	188-11	141	59	10	120	271	4.3


Kelley's Big Ten Statistics

Year	G-GS	MIN	FG-FGA	PCT	3P-3PA	PCT	FT-FTA	PCT	O-D	REB	AVG	PF-D	AT	TO	BK	ST	PTS	AVG
97-98	16-16	448-28.0	23-54	.426	10-25	.400	16-19	.842	9-28	37	2.3	51-2	29	18	1	33	72	4.5
98-99	16-15	506-31.6	19-44	.432	1-7	.143	35-43	.814	7-41	48	3.0	43-2	50	8	4	38	74	4.6
Totals	32-31	954-29.8	42-98	.429	11-32	.344	51-62	.823	16-69	85	2.7	94-4	79	26	5	71	146	4.6



ANDY KOWSKA

Jr., F, 6-8, 230, Brookfield, Wis. (Whitefish Bay Dominican)



A Roadmap for Success

Green Bay Packer coaching legend Vince Lombardi has been credited with saying, "the difference between good and great is a little extra effort."

Andy Kowske seems intent upon proving Lombardi right.

Kowske, a tough, intense player whose hobby is cartography, knows his road to success will be marked by hard work. In fact, Kowske was in the Kohl Center weight room the day after the Badgers returned from Charlotte, N.C., after losing in the first round of the '99 NCAA Tournament.

Kowske worked all summer on his offensive game and showed signs that his efforts paid off during the Big Ten touring team's six-game stint in Austria last summer. An excellent athlete, Kowske will be counted upon heavily in 1999-2000.

SUMMER OF 1999

Played for Coach Dick Bennett on Big Ten Foreign Tour team that compiled a 3-3 record in Austria ... Kowske averaged 7.8 points and a team-high 7.3 rebounds for that club.

1998-99

Named academic all-Big Ten ... winner of team's Scholar-Athlete Award ... co-winner (with Mike Kelley) of team's Badger Award ... team leader in rebounding (4.9), field goal percentage (.574) and blocked shots (27) ... his .574 field goal percentage was fifth-highest ever in a season at Wisconsin ... tied for 14th in league in rebounding in Big Ten games (5.1) ... one of two players (Sean Mason was the other) to start all 32 games ... his 32 games played and 32 starts both tied UW single-season records ... named Chevrolet Player of the Game after career-high 15 points vs. Michigan State in Big Ten Tournament semifinal ... five double-figure scoring efforts ... 13 points and eight rebounds at Ohio State ... career-high 13 rebounds at Michigan in Big Ten opener.

1997-98

Played in 31 games, including 13 starts ... started nine of last 10 games ... averaged 5.1 points and 3.9 rebounds ... tied for team lead with 18 blocked shots ... field goal percentage (.496) was second-best on team ... team's second-leading rebounder ... career-high 12 points at Pepperdine ... career-best 10 rebounds at Fresno State ... registered four double-figure scoring efforts.

HIGH SCHOOL

Earned first-team all-state acclaim as a senior from *Milwaukee Journal Sentinel* ... CNI Suburban Milwaukee Player of the Year in '96-'97, he averaged 14.9 points, 7.4 rebounds, 3.5 blocked shots and shot 71 percent from the field for team that was 23-3 and won conference and state titles ... named to state all-tournament team ... two-time first-team all-conference choice ... played for South team in state Division II all-star game ... honorable mention all-area as a junior after averaging 13 points and nine rebounds per game ... averaged 15 points and 10 rebounds as a sophomore and earned second-team all-conference kudos ... second-team all-conference and honorable mention all-area as a freshman ... school's career scoring (1,320) and shot-blocking (278) leader ... first basketball player in 20 years at Dominican to start every game (96) over a four-year career ... three-year varsity baseball player.

PERSONAL

Born Sept. 18, 1978 in Milwaukee, Wis. ... parents are Roseann and Mike Kowske ... major is business real estate ... three prep teammates — Nick Knuth (UW-Parkside), Nick Neubauer (UW-Parkside) and Derek Berger (Carthage College) — currently play college basketball ... member of National Honor Society and Dominican Student Council ... an AAU teammate of fellow Badgers Mike Kelley and John Moriarity ... has an interest in cartography (map-making) and, in fact, sends away for maps to all of the cities where the Badgers play ... that "hobby" came in handy his freshman season when he helped direct the UW's lost bus driver to the airport in Columbus, Ohio, after the Badgers' win over the Buckeyes.

CAREER HIGHS

Points
15 vs. Michigan State (3.6.99)
Field Goals
6, twice; MR vs. Michigan State (3.6.99)
Field Goal Attempts
11 at Ohio State (2.24.99)
3-Point Field Goals
0
3-Point Field Goal Attempts
0
Free Throws
4, four times; MR vs. Ohio State (2.25.98)
Free Throw Attempts
7, twice; MR vs. Iowa (2.3.98)
Rebounds
13 at Michigan (12.30.98)
Assists
3 at Michigan (2.28.98)
Blocked Shots
3, four times; MR at Penn State (1.13.99)
Steals
2, five times; MR vs. Northwestern (2.10.99)
Minutes
37, at Michigan (12.30.98)

The Numbers on Kowske

63 — Number of consecutive games in which Kowske has appeared for the UW. He has never missed a game.

9.0 — Kowske's career scoring average against Michigan State. He has averaged 5.6 points per game overall in his first two years as a Badger.

3.4 — Kowske's grade-point average.





Kowske's Career Statistics

Year	G-GS	MIN	FG-FGA	PCT	3P-3PA	PCT	FT-FTA	PCT	O-D	REB	AVG	PF-D	AT	TO	BK	ST	PTS	AVG
97-98	31-13	582-18.8	58-117	.496	0-0	.000	41-61	.672	38-82	120	3.9	71-3	14	30	18	10	157	5.1
98-99	32-32	782-24.4	85-148	.574	0-0	.000	23-52	.442	59-98	157	4.9	85-4	10	35	27	16	193	6.0
Totals	63-45	1364-21.7	143-265	.540	0-0	.000	64-113	.566	97-180	277	4.4	156-7	24	65	45	26	350	5.6


Kowske's Big Ten Statistics

Year	G-GS	MIN	FG-FGA	PCT	3P-3PA	PCT	FT-FTA	PCT	O-D	REB	AVG	PF-D	AT	TO	BK	ST	PTS	AVG
97-98	16-6	312-19.5	28-62	.452	0-0	.000	19-29	.655	18-45	63	3.9	45-3	7	20	7	5	75	4.7
98-99	16-16	410-25.6	38-77	.494	0-0	.000	6-15	.400	29-52	81	5.1	45-3	3	20	14	9	82	5.1
Totals	32-22	722-22.6	66-139	.475	0-0	.000	25-44	.568	47-97	144	4.5	90-6	10	40	21	14	157	4.9



MAURICE LINTON

Jr., F, 6-8, 215, Calumet City, Ill. (Thornwood)



Linton Loves the U.C.

Maurice Linton's first two seasons at Wisconsin have been marked by both high and low points. The 6-8 junior will look for more consistency in 1999-2000.

One event, however — the Big Ten Tournament — seems to bring out the best in the Calumet City, Ill. native.

As a freshman, Linton started the UW's first-ever conference tournament game at the United Center in Chicago. He registered 12 points and five rebounds and notched a game-winning, nine-foot jumper with 3.7 seconds left to play against Penn State.

Last season, Linton started the Badgers' league tourney opener against Iowa and contributed six points, a career-high five assists and four rebounds in a career-high 33 minutes.

1998-99

Played in single-season school record-tying 32 games ... started five of last eight games, including both Big Ten Tournament contests ... career-high 33 minutes and career-high five assists in Big Ten Tournament win over Iowa ... career-high four blocked shots vs. Penn State ... career-high eight rebounds in season-opener vs. Loyola Chicago ... season-high eight points vs. UW-Milwaukee.

SUMMER OF 1998

Played in seven games for Big Ten All-Star team that toured Belgium, the Netherlands and Germany in August.

1997-98

Played in 21 games, including four starts ... started last three games of the season and shot 50 percent from the field while averaging nine points and 5.3 rebounds in those games ... career highs of 15 points and seven boards at Michigan ... made game-winning, nine-foot jumper with 3.7 seconds left in Big Ten Tournament game vs. Penn State ... started and played 26 minutes vs. Pacific in Big Island Invitational.

HIGH SCHOOL

Four-year varsity basketball letterwinner ... earned Illinois Basketball Coaches Association all-state honors as well as all-conference and all-area acclaim after averaging 17 points, nine rebounds and three assists per game as a senior ... an all-conference choice as a junior when he averaged 14 points and eight rebounds.

PERSONAL

Born April 21, 1979 in Chicago, Ill. ... mother's name is Cynthia ... major is consumer science ... attended same high school as former Badger track star Reggie Torian and Florida Marlin Clifford Floyd.

CAREER HIGHS

Points
15 at Michigan (2.28.98)
Field Goals
6 at Michigan (2.28.98)
Field Goal Attempts
10 vs. Penn State (3.5.98)
3-Point Field Goals
1 at Purdue (1.31.98)
3-Point Field Goal Attempts
1, three times; MR vs. Michigan State (2.21.98)
Free Throws
5 vs. Michigan State (2.21.98)
Free Throw Attempts
6 vs. Michigan State (2.21.98)
Rebounds
8 vs. Loyola Chicago (11.14.98)
Assists
5 vs. Iowa (3.5.99)
Blocked Shots
4 vs. Penn State (2.13.99)
Steals
2, twice; MR vs. Northwestern (2.10.99)
Minutes
33 vs. Iowa (3.5.99)


The Numbers on Linton

4 — Number of Linton's nine career starts that have come in the Big Ten Tournament.

30 — Linton's 30 assists last season were the second-most among Badger forwards.

4 — Linton's four blocked shots vs. Penn State last season were a career high and the most by a Badger in '98-99.





Linton's Career Statistics

Year	G-GS	MIN	FG-FGA	PCT	3P-3PA	PCT	FT-FTA	PCT	O-D	REB	AVG	PF-D	AT	TO	BK	ST	PTS	AVG
97-98	21-4	205-9.8	20-51	.392	1-3	.333	12-19	.632	8-21	29	1.4	17-0	8	18	2	0	53	2.5
98-99	32-5	402-12.6	29-67	.433	0-0	.000	16-22	.727	25-47	72	2.3	57-0	30	31	10	10	74	2.3
Totals	53-9	607-11.5	49-118	.415	1-3	.333	28-41	.683	33-68	101	1.9	74-0	38	49	12	10	127	2.4


Linton's Big Ten Statistics

Year	G-GS	MIN	FG-FGA	PCT	3P-3PA	PCT	FT-FTA	PCT	O-D	REB	AVG	PF-D	AT	TO	BK	ST	PTS	AVG
97-98	12-1	90-7.5	11-26	.423	1-3	.333	10-14	.714	3-12	15	1.3	10-0	3	9	1	0	33	2.8
98-99	16-3	178-11.1	11-25	.440	0-0	.000	6-9	.667	6-23	29	1.8	27-0	9	7	7	5	28	1.8
Totals	28-4	268-9.6	22-51	.431	1-3	.333	16-23	.696	9-35	44	1.6	37-0	12	16	8	5	61	2.2



JOHN MORIARITY

So., G, 6-5, 180, Oostburg, Wis. (Oostburg)



Moriarity Looking to Contribute

Sophomore John Moriarity enjoyed a fine high school career, playing for his father at Oostburg High. John's squad won the state title during his sophomore year.

But now, entering his third year at Wisconsin, he is looking to make a more consistent contribution to the Badgers. He spent the summer working on his strength and aggressiveness and has made improvements in both of those areas.

John, a friend of fellow Badger Andy Kowske since the fifth grade, has something in common with another player who attended his high school. Dean Vander Plas, an Oostburg alum, played for Dick Bennett at UW-Green Bay and, in fact, was a member of the first Phoenix squad to play in the NCAA tournament in 1991.

1998-99

Appeared in seven games and played a total of 14 minutes ... scored four points (two each vs. Nebraska and Illinois) and grabbed three rebounds.

1997-98

Sat out season as a redshirt.

HIGH SCHOOL

Twice named all-area, all-conference and honorable mention all-state for the Flying Dutchmen ... *Sheboygan Press* Area Player of the Year as a senior after averaging 15.6 points, 4.9 rebounds and shooting 49 percent from the field and 90 percent from free throw line ... played for South team in Division 3 All-Star game and was Wisconsin Basketball Coaches Association State All-Academic team member as a senior ... '96-97 squad was 21-3 and advanced to sectional finals after winning conference and regional titles ... averaged 18.5 points, 5.9 rebounds and 4.5 assists as a junior, while leading team to 21-4 record, conference and regional titles, and a berth in sectional finals ... as a sophomore he averaged 12.3 points and was named honorable mention all-conference for a team that was 24-2 and won Division 3 state championship ... earned spot on state all-tournament team.

PERSONAL

Born Nov. 26, 1978 in Sheboygan, Wis. ... parents are Mary and John Moriarity ... undecided on major ... father played basketball at UW-La Crosse from 1964-68 ... mother attended UW-Madison.

CAREER HIGHS

- Points
2, twice; MR vs. Illinois (1.20.99)
- Field Goals
1, twice; MR vs. Illinois (1.20.99)
- Field Goal Attempts
1, three times; MR vs. Illinois (1.20.99)
- 3-Point Field Goals
0
- 3-Point Field Goal Attempts
1 vs. Fresno State (12.27.98)
- Free Throws
0
- Free Throw Attempts
0
- Rebounds
1, three times; MR vs. Fresno State (12.27.98)
- Assists
1 vs. Nebraska (11.22.98)
- Blocked Shots
0
- Steals
0
- Minutes
5 vs. Northern Illinois (12.2.98)


The Numbers on Moriarity

2 — Moriarity's first two points as a collegian came in Wisconsin's victory over Nebraska last season.

7 — Number of Wisconsin natives on the 1999-2000 Badger roster, including Moriarity.

5 — John played a career-high five minutes in a win against Northern Illinois last season.





Moriarity's Career Statistics

Year	G-GS	MIN	FG-FGA	PCT	3P-3PA	PCT	FT-FTA	PCT	O-D	REB	AVG	PF-D	AT	TO	BK	ST	PTS	AVG
98-99	7-0	14-2.0	2-3	.667	0-1	.000	0-0	.000	1-2	3	0.4	2-0	1	0	0	0	4	0.6
Totals	7-0	14-2.0	2-3	.667	0-1	.000	0-0	.000	1-2	3	0.4	2-0	1	0	0	0	4	0.6


Moriarity's Big Ten Statistics

Year	G-GS	MIN	FG-FGA	PCT	3P-3PA	PCT	FT-FTA	PCT	O-D	REB	AVG	PF-D	AT	TO	BK	ST	PTS	AVG
98-99	2-0	4-2.0	1-1	1.000	0-0	.000	0-0	.000	0-0	0	0.0	0-0	0	0	0	0	2	1.0
98-99	2-0	4-2.0	1-1	1.000	0-0	.000	0-0	.000	0-0	0	0.0	0-0	0	0	0	0	2	1.0



MARK VERSHAW

Jr., F, 6-9, 235, East Peoria, Ill. (East Peoria)



"I Now Pronounce You ..."

... the only married men's basketball player in the Big Ten Conference this season.

Vershaw, the Badgers' leading returning scorer from last season, tied the knot with his high school sweetheart, Natalie, on July 31, 1999. Mark's wife is a teacher in nearby Stoughton, Wis. Fellow Badgers John Moriarity (groomsman) and Charlie Wills (greeter) were in the wedding. Also in attendance were Andy Kowske and coaches Dick Bennett and Shawn Hood. The couple honeymooned for a week in the Bahamas.

Vershaw will be looking to utilize his considerable all-around skills this season as he and the other veteran Badger forwards become what should be a strength at Wisconsin in 1999-2000.

1998-99

Started 14 times and played in single-season school record-tying 32 games ... team's leading free throw shooter (.813) and third-leading scorer (7.2 ppg.) ... fourth on team in assists with 56 (1.8 per game) ... eight double-figure scoring games this season ... UW was 5-0 when he scored 11 or more points ... led UW with season high-tying 16 points off bench vs. Penn State ... eight points, eight rebounds and career-high five assists in win over Minnesota.

1997-98

Played in 31 games, including four starts ... averaged 5.3 points and 2.7 rebounds ... third on team with 52 assists ... career highs in points (18) and minutes played (31) vs. 20th-ranked Temple ... registered 12 points in win over 24th-ranked Illinois State ... scored in double figures four times ... career-high four assists on three occasions ... career-high eight rebounds at Northwestern ... only forward on team with more assists than turnovers.

HIGH SCHOOL

Rated among top 50 players nationally in most rankings of incoming freshmen ... Class AA all-state selection as a senior by the Illinois Basketball Coaches Association (IBCA), *Chicago Tribune*, *Chicago Sun Times*, *Champaign News Gazette* and Associated Press ... played for South squad in IBCA's Class "AA" all-star game ... team co-captain as junior and senior ... set 10 school records, including career points and rebounds ... four-time all-conference and all-area choice, he also was four-time team MVP ... team compiled 76-10 record in his last three years and won Mid-Illini Conference and regional titles in each of his final three seasons ... averaged 15.0 points, 7.0 rebounds and 4.4 assists as a senior for team that was 24-5 ... team was 26-2 his junior year as he averaged 14.7 points, 6.8 rebounds and 5.4 assists per game and earned third-team all-state honors ... averaged 15.0 points, 6.0 rebounds and 5.2 assists as sophomore as team compiled 26-3 record.

PERSONAL

Born June 3, 1979 in Peoria, Ill. ... parents are Micheline and Thomas Vershaw ... major is history ... brother, Jim, played basketball at Bradley ... two former prep teammates — Korey Coon (Illinois Wesleyan) and Jason Jenkins (Valparaiso) — are now playing college basketball ... National Honor Society member in high school.

CAREER HIGHS

- Points
18 vs. Temple (12.6.97)
- Field Goals
6, twice; MR vs. Penn State (2.13.99)
- Field Goal Attempts
11 vs. Penn State (2.13.99)
- 3-Point Field Goals
1, four times; MR vs. UW-Milwaukee (2.18.98)
- 3-Point Field Goal Attempts
2 at Penn State (1.13.99)
- Free Throws
6, four times; MR at Michigan State (2.21.99)
- Free Throw Attempts
7 vs. Marquette (11.14.97)
- Rebounds
8, twice; MR vs. Minn. (1.30.99)
- Assists
5 vs. Minnesota (1.30.99)
- Blocked Shots
2, three times; MR vs. Ohio State (1.2.99)
- Steals
2, twice; MR vs. Pepperdine (12.12.98)
- Minutes
40 vs. Ohio State (1.2.99)


The Numbers on Vershaw

108 — Vershaw's career assist total, second-most among returning Badgers behind guard Mike Kelley.

.230 — Increase in Vershaw's free throw percentage between his freshman (.583) and sophomore (.813) years.

7.2 — Vershaw's scoring average last season, tops among returning Badgers.





Vershaw's Career Statistics

Year	G-GS	MIN	FG-FGA	PCT	3P-3PA	PCT	FT-FTA	PCT	O-D	REB	AVG	PF-D	AT	TO	BK	ST	PTS	AVG
97-98	31-4	649-20.9	59-134	.440	4-10	.400	42-72	.583	34-49	83	2.7	48-0	52	45	8	10	164	5.3
98-99	32-14	809-25.3	84-185	.454	0-3	.000	61-75	.813	37-60	97	3.0	54-0	56	47	11	8	229	7.2
Totals	63-18	1458-23.1	143-319	.448	4-13	.308	103-147	.701	71-109	180	2.9	102-0	108	92	19	18	393	6.2


Vershaw's Big Ten Statistics

Year	G-GS	MIN	FG-FGA	PCT	3P-3PA	PCT	FT-FTA	PCT	O-D	REB	AVG	PF-D	AT	TO	BK	ST	PTS	AVG
97-98	16-2	316-19.8	25-70	.357	3-6	.500	17-30	.567	16-21	37	2.3	26-0	25	21	3	5	70	4.4
98-99	16-11	462-28.9	47-101	.465	0-3	.000	34-40	.850	19-33	52	3.3	31-0	35	28	6	4	128	8.0
Totals	32-13	778-24.3	72-171	.421	3-9	.333	51-70	.729	35-54	89	2.8	57-0	60	49	9	9	198	6.2



CHARLIE WILLS

So., F, 6-8, 230, Angola, Ind. (Angola)



Where There's a Wills ...

It was certainly difficult for Charlie Wills to sit out his first year at Wisconsin as a redshirt. But Wills is expecting to see the benefits of that year and so will Badger fans.

After a solid freshman year in 1998-99, Wills said he expects no sophomore slump and he credits the red-shirt year for that. He says he was able to adjust and focus off the court and that has helped him on the court, too.

Wills was busy over the summer. In addition to working on his jump shot, off-the-dribble quickness and strength and balance, he got engaged (Nancy) on July 18. Where did Charlie pop the question? Overlooking the Grand Canyon, of course! The couple plans to marry once they are both out of school.

1998-99

Started 15 times and played in single-season school record-tying 32 games ... second on team in field goal percentage (.531) ... shot .769 from free throw line ... scored in double figures three times, including career-high 14 points off bench vs. Penn State ... averaged 8.5 points and team-best 6.5 rebounds in two games at Big Ten Tournament ... clutch 16-footer with 28 seconds left helped secure win over Purdue.

1997-98

Sat out season as a redshirt.

HIGH SCHOOL

School's career scoring leader ... two-year team captain and four-year basketball letterwinner ... earned first-team all-state, all-area and all-conference honors as a senior after averaging 20.5 points, eight rebounds and four blocked shots per game, and shooting 60 percent from the field and 81 percent from the free throw line ... played for Indiana in Indiana-Kentucky All-Star games, as well as in Wendy's Classic, which features top players from Indiana, Illinois, Michigan and Ohio ... joined Indiana recruit Luke Recker and Duke recruit Shane Battier on Wendy's Classic all-tournament team ... as a junior, he averaged 22.3 points and 9.3 rebounds per game to earn third-team all-state and first-team all-conference honors ... first junior in school history to surpass 1,000-point mark for his career ... first-team all-conference as a sophomore when he averaged 14.3 points and 7.9 rebounds ... an accomplished cross country runner, he lettered for four years and was a three-time, first-team all-conference selection ... earned two letters in track and one in baseball.

PERSONAL

Born August 8, 1978 in Angola, Ind. ... parents are Laura and Bill Wills ... undecided on major ... engaged to be married (Nancy).

CAREER HIGHS

Points

14 vs. Penn State (2.13.99)

Field Goals

5 vs. Iowa (3.5.99)

Field Goal Attempts

6, five times; MR vs. SW

Missouri State (3.12.99)

3-Point Field Goals

0

3-Point Field Goal Attempts

2 at Temple (12.9.98)

Free Throws

6, twice; MR vs. Penn State

(2.13.99)

Free Throw Attempts

8, twice; MR at Illinois State

(12.5.98)

Rebounds

7, twice; MR vs. Iowa (3.5.99)

Assists

3 at Temple (12.9.98)

Blocked Shots

1, five times; MR vs.

Michigan State (3.6.99)

Steals

2 vs. Virginia (11.21.98)

Minutes

32 vs. Virginia (11.21.98)


The Numbers on Wills

.590 — Wills' field goal percentage in Big Ten games last season.

3-0 — Wisconsin's record in games in which Wills scored in double figures (at Rhode Island and vs. Penn State and Iowa).

6.5 — Wills' team-high rebounding average in two games at the 1999 Big Ten Tournament.





Wills' Career Statistics

Year	G-GS	MIN	FG-FGA	PCT	3P-3PA	PCT	FT-FTA	PCT	O-D	REB	AVG	PF-D	AT	TO	BK	ST	PTS	AVG
98-99	32-15	602-18.8	52-98	.531	0-3	.000	40-52	.769	35-71	106	3.3	67-1	21	30	5	13	144	4.5
Totals	32-15	602-18.8	52-98	.531	0-3	.000	40-52	.769	35-71	106	3.3	67-1	21	30	5	13	144	4.5

Wills' Big Ten Statistics

Year	G-GS	MIN	FG-FGA	PCT	3P-3PA	PCT	FT-FTA	PCT	O-D	REB	AVG	PF-D	AT	TO	BK	ST	PTS	AVG
98-99	16-2	241-15.1	23-39	.590	0-0	.000	17-18	.944	14-24	38	2.4	35-0	7	12	2	4	63	3.9
Totals	16-2	241-15.1	23-39	.590	0-0	.000	17-18	.944	14-24	38	2.4	35-0	7	12	2	4	63	3.9



ERIK FAUST

So., F, 6-7, 215, Arlington Hts., Ill.
(Prospect)

1998-99


Joined Badgers as a walk-on and appeared in six games ... scored two points each against Loyola Chicago, Northern Illinois and Fresno State.

HIGH SCHOOL

Earned all-conference and all-area honors as a senior after averaging 16 points and eight rebounds while team won league title ... posted averages of 10 points and seven boards as a junior ... two-time letterwinner in volleyball and earned all-conference and all-area kudos as team finished fourth in state ... prep basketball coach was Dominic Canon.

PERSONAL

Born March 2, 1979 in Park Ridge, Ill. ... parents are Peggy and Dietmar Faust ... major is finance ... father played basketball at DePaul from 1965-67 ... prep teammate, Mike Reuter, plays basketball at Carthage College.



ROBERT SMITH

Jr., F, 6-8, 215, Madison, Wis.
(LaFollette/UW-Whitewater)

1998-99

Sat out season as mandated by NCAA rules after transferring from UW-Whitewater.

BEFORE WISCONSIN


Played 1997-98 season at UW-Whitewater and averaged 6.0 points and 3.6 rebounds per game in 24 appearances (11.5 min. per game) as a sophomore ... season-high 21 points vs. UW-Oshkosh and "double-double" (13-10) vs. UW-Platteville ... accumulated a 3.20 grade-point average.

HIGH SCHOOL

Two-year varsity player at Madison's LaFollette High ... all-city and all-conference selection as a senior after averaging team highs of 16 points and seven rebounds and shooting 60 percent from field and 75 percent from free throw line ... team captain as a senior ... career-high 29 points vs. Madison Memorial ... scored 19 points and grabbed nine rebounds in Reebok All-Star Classic in Milwaukee after his senior year ... averaged 13 points and five rebounds per game as a junior.

PERSONAL

Born June 30, 1978 in Madison, Wis. ... parents are Elizabeth and Daniel Smith ... a business major ... mother attended UW-Madison and sister, Elizabeth, currently attends UW-Madison ... prep teammates Ryan Lamphear (Edgewood) and Graham Dimer (UW-Whitewater) currently play college basketball.




ROY BOONE

**Jr., G, 6-3, 190, Madison, Wis.
(East/Coffeyville CC)**

BEFORE WISCONSIN

Played the last two seasons at Coffeyville (Kan.) Community College ... averaged 18 points and 7.5 rebounds per game as a sophomore after posting averages of 13.6 points and 6.5 boards as a freshman ... earned all-conference and all-region honors as sophomore ... team was a regional qualifier his sophomore year and he was an all-tournament selection.



HIGH SCHOOL

Two-time Big Eight Conference player of the year ... earned all-state honors as a senior from *Milwaukee Journal Sentinel* and Associated Press after averaging 28.4 points and 7.2 rebounds per game.

PERSONAL


Born Nov. 15, 1977 in Detroit, Mich. ... parents are Carman Boone and Roy Whitman ... undecided on major.

DAVE MADER

**Fr., F/C, 6-11, 240, Appleton, Wis.
(East)**

HIGH SCHOOL

Tabbed first-team all-conference and honorable mention all-state as a senior after averaging 13 points and eight rebounds per game for Coach Ron Parker's East squad ... grabbed school-record 17 boards in one game ... team was runner-up in sectional final ... played in WBCA all-star game ... averaged 11 points and 7.9 rebounds per game and was named league's defensive player of the year as a junior ... also earned second-team all-conference acclaim as a junior ... tallied 10 points and seven boards per contest as a sophomore.



PERSONAL

Born July 24, 1980 in Appleton, Wis. ... parents are Richard and Shirley Mader ... sister, Michelle, played basketball at Valparaiso (1988-92) ... late brother, Dan, played basketball at Lakeland College (1982-83) and UW-Oshkosh (1984-86) ... brother, Mike, played hoops at UW-Oshkosh (1988-91) ... four of Dave's prep teammates currently play college basketball ... undecided on major.




KIRK PENNEY

Fr., G, 6-5, 205, Auckland, New Zealand
(Westlake)

HIGH SCHOOL

Attended Westlake Boys High School and played for Coach Simon Dennen ... his primary pre-college basketball experience came as a member of teams (coached by Dick Bennett's son, Tony) that played against professional opposition in New Zealand ... named league's rookie of the year in '98-99 ... also played for New Zealand in the Under 20 Australian Championships last February where he averaged 32 points per game in six contests ... played four years of prep volleyball.



PERSONAL


Born Nov. 23, 1980 in Auckland, New Zealand ... parents are Paul and Marie Penney ... has one brother (Rodd, 21) and one sister (Lara, 22) ... major is landscape architecture.

JULIAN SWARTZ

Fr., F, 6-6, 215, Waukesha, Wis.
(South)

HIGH SCHOOL

Ranked among top 75 incoming freshmen nationally by most prep basketball analysts ... school's and county's career scoring leader (2,129 points) ... two-time, first-team all-state choice by *Milwaukee Journal Sentinel* ... four-time, first-team all-conference selection ... named Associated Press State Player of the Year after senior season in which he averaged 23.2 points and 7.0 rebounds, as well as shooting .652 from the field and .722 from the free throw line for Coach Tom Reigel's South squad ... team was 22-3, won league title and played its way to state tournament semifinals in 1998-99 ... scored 37 points in state tourney semifinal defeat ... as a junior he averaged 24.9 points and 8.5 rebounds per contest, while shooting .575 from the floor and .741 from the line ... as a sophomore playing for conference co-champion, he averaged 24.3 points and 9.2 boards in addition to connecting on 57 percent from the field and 77 percent from the free throw line ... as a freshman on the varsity squad, he poured in 21.1 points and pulled down 7.3 rebounds per game ... graduated in top five percent of his class and was a National Honor Society member as well as an academic all-stater ... was a second-team all-conference kicker as a freshman on the varsity football team.



PERSONAL

Born April 18, 1980 in Waukesha, Wis. ... parents are William and Kathleen Swartz ... father played basketball and ran track at the UW-River Falls from 1959-64 ... brother, Billy, starred in soccer, basketball and track and field at Ripon College and was named that school's male athlete of the year in 1998 ... brother, Todd, played football at UW-La Crosse from 1984-85 ... sister, Jacqueline, played basketball at Winona State ... cousin, Ann, and sister-in-law, Heidi, also attended UW-Madison ... prep teammate, Greg Monfre, is a freshman basketball player at UW-Green Bay ... a communications major.



GAME-BY-GAME STATS

JON BRYANT

1998-99

Opp.	MP	FG-A	3FG-A	FT-A	O-D-T	A	TO	B	S	TP
Loyola	18	1-5	1-4	0-0	0-0-0	1	0	0	0	3
UW-Milwaukee	9	0-0	0-0	0-0	0-0-0	0	0	0	0	0
New Mexico St.	19	3-7	3-6	0-0	1-1-2	0	0	0	0	9
Virginia	23	4-9	3-8	0-0	0-0-0	1	0	0	2	11
Nebraska	16	4-5	3-4	0-0	0-0-0	2	1	0	0	11
at Rhode Island	13	2-3	2-2	0-0	1-1-2	1	1	0	0	6
Northern Illinois	13	1-5	0-4	0-0	0-5-5	1	1	0	2	2
at Illinois State	19	2-4	1-2	0-0	0-3-3	1	0	0	0	5
at Temple	DNP									
Pepperdine	7	0-1	0-1	0-0	0-0-0	1	0	0	0	0
at Texas	9	0-1	0-0	0-0	0-2-2	0	0	0	0	0
at Marquette	16	5-7	1-3	0-1	0-2-2	0	0	1	2	11
Fresno State	16	1-5	0-3	0-0	0-2-2	0	1	0	1	2
at Michigan	13	1-6	0-5	0-0	0-0-0	1	0	0	1	2
Ohio State	4	1-2	1-2	0-0	0-0-0	0	0	0	0	3
Michigan State	17	3-5	1-3	2-2	1-1-2	1	0	0	0	9
Purdue	4	0-0	0-0	0-0	0-0-0	0	1	0	0	0
at Penn State	10	2-3	1-2	0-0	0-0-0	0	0	0	1	5
at Northwestern	19	4-6	2-3	2-2	1-0-1	0	0	0	0	12
Illinois	22	6-10	5-8	0-0	1-0-1	0	0	0	1	17
at Iowa	16	8-14	6-11	0-0	0-1-1	1	0	0	0	22
Minnesota	18	3-4	0-1	0-0	1-1-2	1	0	0	2	6
at Indiana	20	1-6	0-5	0-0	0-0-0	1	0	0	1	2
at Illinois	20	3-5	3-4	0-0	0-3-3	0	0	0	0	9
Northwestern	15	2-6	1-4	0-0	0-3-3	0	0	0	1	5
Penn State	17	3-4	2-3	0-0	0-1-1	0	0	0	1	8
at Michigan State	26	2-5	1-4	0-0	0-1-1	0	0	0	0	5
at Ohio State	28	3-9	3-9	0-0	0-1-1	0	0	0	0	9
Michigan	25	3-8	3-8	0-0	2-1-3	1	0	0	0	9
Iowa (BT)	20	3-5	2-3	0-0	0-1-1	2	0	0	0	8
Michigan State (BT)	21	0-6	0-3	0-0	0-0-0	1	2	0	0	0
SW Missouri St. (N)	24	1-5	1-4	0-0	0-2-2	0	1	0	0	3

TRAVONI DAVIS

1998-99

Opp.	MP	FG-A	3FG-A	FT-A	O-D-T	A	TO	B	S	TP
Loyola	11	1-4	1-2	0-1	0-2-2	2	1	0	1	3
UW-Milwaukee	1	0-0	0-0	1-4	0-1-1	0	0	0	0	1
New Mexico St.	DNP									
Virginia	DNP									
Nebraska	3	1-3	1-1	2-2	0-0-0	0	0	0	0	5
at Rhode Island	DNP									
Northern Illinois	7	0-2	0-1	0-1	0-0-0	1	1	0	0	0
at Illinois State	1	0-1	0-0	0-1	0-0-0	0	1	0	0	0
at Temple	DNP									
Pepperdine	DNP									
at Texas	DNP									
at Marquette	2	0-0	0-0	0-1	0-1-1	0	0	0	0	0
Fresno State	1	0-0	0-0	0-0	0-1-1	0	0	0	0	0
at Michigan	DNP									
Ohio State	DNP									
Michigan State	DNP									
Purdue	DNP									
at Penn State	DNP									
at Northwestern	DNP									
Illinois	5	0-0	0-0	2-2	0-0-0	0	2	0	0	2
at Iowa	1	0-0	0-0	0-0	0-1-1	0	0	0	0	0
Minnesota	DNP									
at Indiana	DNP									
at Illinois	DNP									
Northwestern	DNP									
Penn State	DNP									

at Michigan State	DNP									
at Ohio State	DNP									
Michigan	1	0-0	0-0	0-0	0-1-1	1	0	0	0	0
Iowa (BT)	DNP									
Michigan State (BT)	1	0-0	0-0	0-0	0-0-0	1	0	0	0	0
SW Missouri St. (N)	3	0-2	0-0	2-2	0-0-0	1	0	0	0	2

DUANY DUANY

1995-96

Opp.	MP	FG-A	3FG-A	FT-A	O-D-T	A	TO	BK	ST	TP
UCLA (Maui)	5	1-2	1-1	0-0	0-1-1	0	0	0	0	3
Chaminade (Maui)	17	3-5	2-3	4-4	0-2-2	0	0	0	0	12

1996-97

Opp.	MP	FG-A	3FG-A	FT-A	O-D-T	A	TO	BK	ST	TP
vs. Memphis	3	0-0	0-0	0-0	0-0-0	0	0	0	0	0
UNC-Wilmington*	26	4-7	3-5	0-0	0-4-4	1	2	0	0	11
at Temple*	15	0-2	0-1	0-0	0-2-2	0	2	0	0	0
UW-Milwaukee	18	2-5	0-2	0-0	0-1-1	2	2	0	0	4
at St. Bonaventure	3	0-1	0-1	0-0	0-1-1	0	0	0	0	0
Providence	28	1-7	1-4	2-2	0-1-1	2	3	0	0	5
Ball State	9	2-4	0-2	0-1	0-0-0	0	3	0	0	4
at Marquette*	33	4-8	4-6	2-2	1-1-2	0	1	0	0	14
at Minnesota*	15	1-5	0-3	0-0	0-2-2	1	3	0	1	2
Indiana	23	2-7	1-3	0-0	0-1-1	1	1	0	0	5
Michigan State	19	2-6	1-5	0-0	1-0-1	1	0	0	0	5
at Iowa	20	3-11	2-8	2-5	0-1-1	0	1	0	0	10
Penn State*	21	2-11	1-5	2-2	0-2-2	1	2	0	1	7
at Purdue*	25	2-8	1-4	3-5	0-1-1	1	0	0	1	8
at Illinois*	34	7-9	5-5	1-4	0-3-3	0	1	0	0	20
Northwestern*	25	2-9	0-4	0-1	1-2-3	0	0	0	0	4
at Ohio State*	18	0-6	0-3	0-0	0-2-2	0	1	0	0	0
Michigan	18	0-3	0-1	0-2	0-1-1	0	0	0	0	0
at Northwestern	11	3-4	3-4	0-0	0-3-3	0	1	1	0	9
Illinois	13	2-6	2-6	1-2	0-2-2	1	0	0	0	7
Purdue	6	0-0	0-0	0-0	0-0-0	0	1	0	0	0
at Penn State	17	4-7	2-4	0-0	0-3-3	0	2	0	3	10
Iowa	18	2-5	2-4	1-3	0-2-2	0	1	0	0	7
at Michigan State	14	0-3	0-2	1-3	0-1-1	0	0	0	0	1
at Indiana	15	2-7	0-3	0-0	0-0-0	0	2	0	0	4
Minnesota	4	0-0	0-0	0-0	0-0-0	0	0	0	0	0
vs. Texas (N)	8	0-1	0-1	0-2	0-0-0	0	0	0	0	0

1997-98

Opp.	MP	FG-A	3FG-A	FT-A	O-D-T	A	TO	BK	ST	TP
Marquette	8	1-2	0-0	0-0	1-1-2	0	0	0	0	2
Illinois State	DNP									
at Pepperdine	15	1-6	1-5	0-0	0-0-0	0	1	0	0	3
vs. Pacific	10	0-3	0-2	0-0	1-1-2	0	0	0	0	0
vs. Oklahoma	16	5-8	2-5	1-1	1-0-1	0	0	0	0	13
vs. Montana	14	2-7	0-3	2-3	0-0-0	1	0	0	1	6
Temple	8	0-4	0-4	0-0	1-1-2	0	0	0	0	0
Toledo	11	1-2	0-0	0-0	0-2-2	0	1	0	0	2
at Ball State	29	6-11	0-3	1-4	2-3-5	2	1	2	0	13
Coppin State*	35	7-14	1-5	5-7	1-7-8	1	0	3	3	20
Nevada*	24	2-12	0-6	0-0	1-2-3	0	1	0	1	4
at Fresno State	14	2-4	1-3	0-0	0-1-1	0	3	0	0	5
Michigan	7	1-4	1-2	0-0	0-1-1	0	2	1	0	3
at Ohio State	3	0-0	0-0	0-0	0-0-0	0	0	0	0	0
at Michigan State	3	0-0	0-0	0-0	0-0-0	0	1	0	0	0
Penn State	22	3-7	1-3	0-0	0-0-0	0	3	1	1	7
Northwestern	13	3-10	2-8	0-0	1-0-1	1	2	0	1	8
at Illinois	20	1-4	1-4	1-2	1-0-1	0	1	0	0	4
Indiana	14	1-7	0-2	2-4	1-1-2	0	0	0	0	4
at Minnesota	7	0-0	0-0	0-0	0-1-1	0	2	0	0	0



Meet the Badgers

at Purdue	20	2-11	1-6	0-0	2-1-3	1	1	0	0	5
Iowa	18	3-6	2-5	0-0	1-1-2	1	0	0	0	8
Illinois	21	1-5	0-2	2-2	1-1-2	0	0	1	1	4
at Northwestern*	27	1-6	0-2	4-4	2-2-4	0	0	1	0	6
at Penn State	9	0-2	0-1	0-0	0-1-1	1	0	0	0	0
UW-Milwaukee	DNP									
Michigan State	11	1-2	1-2	0-0	0-3-3	0	1	0	0	3
Ohio State	11	1-6	1-3	0-0	1-1-2	0	2	0	0	3
at Michigan	8	1-1	0-0	0-0	0-1-1	1	0	0	0	2
vs. Penn State (BT)	10	1-3	0-2	0-0	0-0-0	0	0	0	0	2
vs. Illinois (BT)	13	1-3	1-3	0-0	0-0-0	1	1	0	0	3

1998-99

Opp.	MP	FG-A	3FG-A	FT-A	O-D-T	A	TO	B	S	TP
Loyola	11	3-3	1-1	0-0	0-1-1	1	3	0	0	7
UW-Milwaukee	1	0-0	0-0	0-0	0-0-0	0	0	0	0	0
New Mexico St.	8	1-3	0-2	0-0	0-2-2	0	0	0	0	2
Virginia	DNP									
Nebraska	3	2-4	0-1	2-2	1-0-1	0	1	0	0	6
at Rhode Island	DNP									
Northern Illinois	12	3-7	2-4	0-2	0-3-3	0	0	2	0	8
at Illinois State	1	0-0	0-0	0-0	0-0-0	0	0	0	0	0
at Temple	DNP									
Pepperdine	DNP									
at Texas	DNP									
at Marquette	2	1-1	0-0	0-0	0-1-1	0	1	0	0	2
Fresno State	13	2-6	2-3	0-0	1-2-3	0	0	0	1	6
at Michigan	1	0-0	0-0	0-0	0-0-0	0	0	0	0	0
Ohio State	12	2-5	1-4	2-2	0-2-2	1	1	0	0	7
Michigan State	4	0-0	0-0	0-0	0-0-0	0	0	1	0	0
Purdue	5	0-0	0-0	0-0	0-0-0	0	0	0	0	0
at Penn State	4	0-1	0-1	0-0	0-0-0	0	0	0	0	0
at Northwestern	DNP									
Illinois	11	1-3	0-1	2-2	1-1-2	0	1	0	0	4
at Iowa	1	0-0	0-0	0-0	0-0-0	0	0	0	0	0
Minnesota	9	1-2	1-2	1-2	0-0-0	1	0	0	1	4
at Indiana	8	0-4	0-2	0-0	0-1-1	1	1	0	0	0
at Illinois	3	0-0	0-0	0-0	0-1-1	0	1	0	0	0
Northwestern	DNP									
Penn State	DNP									
at Michigan State	DNP									
at Ohio State	6	1-2	1-2	0-0	0-0-0	0	1	0	0	3
Michigan	5	1-2	1-2	0-0	0-1-1	1	0	0	0	3
Iowa (BT)	DNP									
Michigan State (BT)	DNP									
SW Missouri St. (N)	3	0-0	0-0	0-0	0-1-1	0	0	0	0	0

ERIK FAUST

1998-99

Opp.	MP	FG-A	3FG-A	FT-A	O-D-T	A	TO	B	S	TP
Loyola	2	1-1	0-0	0-0	0-2-2	0	0	0	0	2
UW-Milwaukee	DNP									
New Mexico St.	DNP									
Virginia	DNP									
Nebraska	DNP									
at Rhode Island	DNP									
Northern Illinois	3	1-1	0-0	0-0	0-0-0	0	0	0	0	2
at Illinois State	DNP									
at Temple	DNP									
Pepperdine	DNP									
at Texas	DNP									
at Marquette	1	0-0	0-0	0-0	0-0-0	0	0	0	0	0
Fresno State	1	0-0	0-0	2-2	0-0-0	0	0	0	0	2
at Michigan	DNP									
Ohio State	DNP									
Michigan State	DNP									
Purdue	DNP									
at Penn State	DNP									
at Northwestern	DNP									
Illinois	3	0-2	0-0	0-1	0-0-0	1	0	0	0	0
at Iowa	1	0-0	0-0	0-0	0-0-0	0	0	0	0	0
Minnesota	DNP									
at Indiana	DNP									

at Illinois	DNP
Northwestern	DNP
Penn State	DNP
at Michigan State	DNP
at Ohio State	DNP
Michigan	DNP
Iowa	DNP
Michigan State	DNP
SW Missouri St.	DNP

MIKE KELLEY

1997-98

Opp.	MIN	FG-A	3FG-A	FT-A	O-D-T	A	TO	BK	ST	PTS
Marquette*	31	0-4	0-0	1-2	1-5-6	3	3	0	0	1
Illinois State*	35	3-5	0-0	0-0	0-2-2	0	3	0	0	6
at Pepperdine*	25	0-3	0-3	0-1	0-2-2	5	1	0	1	0
vs. Pacific*	31	3-8	0-1	0-0	0-1-1	2	0	0	1	6
vs. Oklahoma*	28	1-2	0-0	4-5	0-1-1	1	1	1	3	6
vs. Montana*	31	4-6	1-1	0-1	1-3-4	2	2	0	3	9
Temple*	33	0-4	0-2	0-0	0-0-0	1	1	1	0	0
Toledo*	29	2-2	0-0	3-3	0-0-0	5	1	0	3	7
at Ball State*	31	2-3	0-0	2-2	0-0-0	0	2	1	0	6
Coppin State	19	0-1	0-1	3-4	0-1-1	0	1	0	3	3
Nevada	25	1-5	0-3	0-0	1-1-2	1	1	0	3	2
at Fresno State*	30	0-3	0-0	0-0	0-3-3	5	0	0	1	0
Michigan*	30	4-5	3-3	1-1	0-4-4	1	1	1	3	12
at Ohio State*	27	3-5	2-3	0-0	0-2-2	1	0	0	3	8
at Michigan State*	21	1-3	1-1	1-2	0-1-1	2	1	0	1	4
Penn State*	32	2-2	1-1	2-2	0-3-3	3	0	0	4	7
Northwestern*	37	1-2	0-1	2-2	0-1-1	2	1	0	3	4
at Illinois*	34	3-5	0-2	0-0	0-1-1	3	3	0	3	6
Indiana*	33	0-2	0-1	0-0	1-3-4	0	1	0	1	0
at Minnesota*	24	0-1	0-1	0-0	0-0-0	3	0	0	3	0
at Purdue*	32	0-2	0-1	0-0	0-1-1	2	1	0	1	0
Iowa*	23	3-7	1-3	6-6	1-3-4	0	1	0	3	13
Illinois*	32	1-4	0-2	0-0	2-0-2	1	2	0	1	2
at Northwestern*	21	1-4	0-1	0-0	1-1-2	2	2	0	3	2
at Penn State*	21	1-3	0-0	0-0	1-1-2	1	1	0	0	2
UW-Milwaukee*	28	0-2	0-2	0-0	0-2-2	0	3	0	4	0
Michigan State*	32	0-1	0-1	1-2	1-2-3	2	0	0	3	1
Ohio State*	24	1-3	1-2	2-2	0-4-4	4	0	0	0	5
at Michigan*	26	2-5	1-2	1-2	2-1-3	2	4	0	1	6
vs. Penn State* (BT)	16	0-1	0-0	0-0	0-0-0	1	2	0	1	0
vs. Illinois* (BT)	29	5-5	0-0	1-1	0-2-2	0	0	0	2	11

1998-99

Opp.	MP	FG-A	3FG-A	FT-A	O-D-T	A	TO	B	S	TP
Loyola	16	0-1	0-1	0-0	0-2-2	2	0	0	2	0
UW-Milwaukee	22	0-0	0-0	4-7	0-4-4	4	0	0	0	4
New Mexico St.	19	1-2	0-0	0-0	1-3-4	5	1	0	0	2
Virginia*	20	1-4	0-1	0-0	0-1-1	0	1	0	0	2
Nebraska	17	4-4	0-0	0-0	1-0-1	2	1	0	4	8
at Rhode Island	19	2-3	0-0	3-4	1-4-5	0	1	0	2	7
Northern Illinois	17	2-4	0-0	2-2	0-1-1	2	0	1	1	6
at Illinois State*	28	0-2	0-0	1-2	0-2-2	4	0	0	8	1
at Temple*	36	3-5	2-2	1-2	1-3-4	5	2	0	2	9
Pepperdine*	34	1-3	0-0	3-4	1-1-2	1	0	0	2	5
at Texas*	29	3-3	0-0	0-0	0-5-5	1	1	0	0	6
at Marquette*	33	5-6	0-0	0-0	0-3-3	4	0	0	1	10
Fresno State*	21	2-5	0-1	0-1	0-1-1	2	1	1	1	4
at Michigan*	35	0-3	0-1	4-4	1-3-4	2	0	1	2	4
Ohio State*	34	1-3	0-0	4-4	2-2-4	2	1	0	6	6
Michigan State*	38	2-4	0-2	7-8	0-4-4	5	0	0	3	11
Purdue*	35	1-1	0-0	2-2	0-1-1	3	1	0	5	4
at Penn State*	26	1-4	0-1	4-4	0-3-3	4	1	0	3	6
at Northwestern*	23	2-2	0-0	2-3	1-0-1	2	1	1	1	6
Illinois*	33	2-4	0-1	3-3	0-3-3	4	0	0	3	7
at Iowa*	39	1-3	0-0	1-3	0-1-1	6	0	0	2	3
Minnesota*	27	0-1	0-0	1-2	0-2-2	4	0	0	0	1
at Indiana*	31	3-3	1-1	0-0	0-3-3	4	0	0	1	7
at Illinois*	34	1-5	0-1	1-1	0-3-3	3	1	1	1	3
Northwestern*	34	0-1	0-0	2-2	2-5-7	2	0	0	2	2

Meet the Badgers

Penn State*	33	2-3	0-0	3-5	0-2-2	3	0	0	4	7
at Michigan State*	31	1-2	0-0	0-0	1-3-4	1	1	1	0	2
at Ohio State*	28	2-5	0-0	1-2	0-2-2	3	0	0	3	5
Michigan	25	0-0	0-0	0-0	0-4-4	2	2	0	2	0
Iowa (BT)	22	2-3	0-1	0-0	0-0-0	3	3	0	1	4
Michigan State (BT)	26	0-2	0-1	0-0	0-1-1	1	0	0	0	0
SW Missouri St.* (N)	26	0-3	0-0	0-0	0-2-2	0	1	0	0	0

ANDY KOWSKE

1997-98

Opp.	MIN	FG-A	3FG-A	FT-A	O-D-T	A	TO	BK	ST	TP
Marquette	13	1-2	0-0	1-2	1-1-2	1	1	1	0	4
Illinois State	14	3-5	0-0	0-1	1-1-2	0	1	0	0	6
at Pepperdine	17	4-6	0-0	4-5	2-2-4	0	1	0	2	12
vs. Pacific*	16	3-4	0-0	2-2	1-1-2	2	0	0	0	8
vs. Oklahoma*	12	0-0	0-0	0-0	0-1-1	0	1	0	0	0
vs. Montana	15	2-3	0-0	0-0	0-3-3	0	2	0	0	4
Temple	11	0-1	0-0	0-0	1-2-3	0	0	1	0	0
Toledo	30	3-7	0-0	3-7	2-4-6	1	0	2	0	9
at Ball State*	10	0-0	0-0	2-2	0-1-1	0	1	1	0	2
Coppin State	14	4-5	0-0	2-2	0-1-1	0	0	1	0	10
Nevada*	22	3-5	0-0	1-1	5-2-7	0	0	1	1	7
at Fresno State	16	2-3	0-0	3-4	2-8-10	0	2	1	1	7
Michigan	9	0-1	0-0	0-0	0-2-2	0	0	0	0	0
at Ohio State	9	1-2	0-0	0-0	1-1-2	1	1	0	0	2
at Michigan State	18	4-7	0-0	0-0	1-3-4	0	2	0	2	8
Penn State	13	2-3	0-0	0-0	0-3-3	0	0	0	1	4
Northwestern	18	2-2	0-0	2-4	1-3-4	0	1	0	1	6
at Illinois	17	1-2	0-0	1-2	0-3-3	0	1	0	0	3
Indiana	12	0-3	0-0	0-0	0-3-3	0	0	0	0	0
at Minnesota	20	0-1	0-0	0-2	0-4-4	0	1	1	0	0
at Purdue	23	2-5	0-0	0-0	1-1-2	1	2	0	0	4
Iowa*	24	2-4	0-0	4-7	2-2-4	0	0	0	0	8
Illinois*	28	4-9	0-0	2-3	1-4-5	0	2	3	1	10
at Northwestern*	20	3-8	0-0	0-0	3-5-8	1	3	0	0	6
at Penn State*	31	3-7	0-0	4-5	2-5-7	1	2	2	0	10
UW-Milwaukee*	24	3-6	0-0	1-2	2-3-5	1	0	2	0	7
Michigan State*	26	2-3	0-0	2-2	1-4-5	0	4	0	0	6
Ohio State	24	1-2	0-0	4-4	3-2-5	0	0	1	0	6
at Michigan*	21	1-3	0-0	0-0	2-0-2	3	1	0	0	2
vs. Penn State* (BT)	26	0-4	0-0	3-4	1-5-6	0	1	1	0	3
vs. Illinois* (BT)	31	2-4	0-0	0-0	2-2-4	2	0	0	1	4

1998-99

Opp.	MP	FG-A	3FG-A	FT-A	O-D-T	A	TO	B	S	TP
Loyola*	23	2-3	0-0	1-2	1-5-6	0	1	0	1	5
UW-Milwaukee*	28	5-6	0-0	1-1	1-5-6	0	1	3	1	11
New Mexico St.*	21	4-4	0-0	0-4	2-0-2	0	0	1	0	8
Virginia*	27	5-5	0-0	3-4	3-6-9	0	2	3	0	13
Nebraska*	17	1-2	0-0	0-2	1-2-3	0	1	0	1	2
at Rhode Island*	28	1-4	0-0	0-0	1-5-6	0	3	1	2	2
Northern Illinois*	14	1-1	0-0	1-2	0-1-1	2	0	0	0	3
at Illinois State*	28	4-7	0-0	1-3	2-2-4	0	0	2	1	9
at Temple*	19	2-2	0-0	2-4	1-2-3	0	0	0	0	6
Pepperdine*	29	3-3	0-0	0-2	3-2-5	0	3	0	0	6
at Texas*	29	4-10	0-0	1-2	5-0-5	0	0	0	0	9
at Marquette*	22	3-4	0-0	0-0	2-2-4	1	1	0	0	6
Fresno State*	16	3-4	0-0	1-2	3-5-8	2	0	0	0	7
at Michigan*	37	1-5	0-0	3-6	6-7-13	0	3	0	0	5
Ohio State*	26	1-4	0-0	0-0	1-2-3	2	0	1	1	2
Michigan State*	34	4-7	0-0	2-2	1-5-6	0	2	0	1	10
Purdue*	24	2-3	0-0	0-0	3-2-5	0	4	2	2	4
at Penn State*	33	3-6	0-0	0-0	2-6-8	0	2	3	0	6
at Northwestern*	15	2-3	0-0	0-0	0-2-2	0	0	1	0	4
Illinois*	14	3-4	0-0	0-1	0-0-0	0	0	0	0	6
at Iowa*	22	2-3	0-0	0-2	3-3-6	0	1	0	1	4
Minnesota*	28	2-5	0-0	0-0	3-3-6	0	0	1	0	4
at Indiana*	26	4-6	0-0	0-0	2-3-5	0	1	2	1	8
at Illinois*	31	0-1	0-0	0-1	1-4-5	1	3	2	1	0
Northwestern*	23	2-2	0-0	0-0	0-2-2	0	1	0	2	4
Penn State*	13	0-1	0-0	0-0	1-0-1	0	2	0	0	0
at Michigan State*	26	3-8	0-0	0-0	1-2-3	0	1	1	0	6

at Ohio State*	30	6-11	0-0	1-1	2-6-8	0	0	0	0	13
Michigan*	28	3-8	0-0	0-2	3-5-8	0	0	1	0	6
Iowa* (BT)	22	2-2	0-0	3-6	0-5-5	1	1	2	0	7
Michigan State* (BT)	33	6-10	0-0	3-3	4-2-6	1	1	1	0	15
SW Missouri St.* (N)	18	1-4	0-0	0-0	1-2-3	0	1	0	1	2

MAURICE LINTON

1997-98

Opp.	MIN	FG-A	3P	3P	FTA	O-D-T	A	TO	BK	ST	TP
Marquette	3	0-0	0-0	0-0	0-0-0	0	0	0	0	0	0
Illinois State	4	0-0	0-0	0-0	0-0-0	1	1	0	0	0	0
at Pepperdine	2	0-0	0-0	0-0	0-0-0	0	0	0	0	0	0
vs. Pacific*	26	2-6	0-0	0-0	1-2-3	3	3	0	0	4	4
vs. Oklahoma	DNP										
vs. Montana	6	1-1	0-0	0-2	0-0-0	0	1	0	0	2	2
Temple	DNP										
Toledo	2	0-0	0-0	0-0	0-0-0	0	1	0	0	0	0
at Ball State	DNP										
Coppin State	DNP										
Nevada	DNP										
at Fresno State	DNP										
Michigan	1	0-1	0-0	0-0	0-0-0	0	0	0	0	0	0
at Ohio State	DNP										
at Michigan State	7	0-3	0-1	0-0	0-0-0	0	1	0	0	0	0
Penn State	5	1-2	0-0	0-0	0-0-0	0	0	0	0	2	2
Northwestern	2	0-1	0-0	0-0	0-0-0	0	0	0	0	0	0
at Illinois	1	0-0	0-0	0-0	0-0-0	0	0	0	0	0	0
Indiana	3	1-2	0-0	0-0	0-0-0	0	0	0	0	2	2
at Minnesota	1	0-0	0-0	0-0	0-0-0	0	0	0	0	0	0
at Purdue	4	1-3	1-1	1-2	0-0-0	0	2	0	0	4	4
Iowa	DNP										
Illinois	DNP										
at Northwestern	DNP										
at Penn State	14	1-2	0-0	1-2	1-2-3	0	0	1	0	3	3
UW-Milwaukee	15	1-4	0-0	0-0	2-0-2	0	0	1	0	2	2
Michigan State	16	0-1	0-1	5-6	1-2-3	1	1	0	0	5	5
Ohio State	7	1-3	0-0	0-0	0-2-2	0	1	0	0	2	2
at Michigan*	30	6-8	0-0	3-4	1-6-7	2	4	0	0	15	15
vs. Penn State* (BT)	30	5-10	0-0	2-3	2-3-5	1	1	0	0	12	12
vs. Illinois* (BT)	27	0-4	0-0	0-0	0-4-4	0	2	0	0	0	0

1998-99

Opp.	MP	FG-A	3FG-A	FT-A	O-D-T	A	TO	B	S	TP
Loyola	19	2-6	0-0	2-4	5-3-8	3	3	1	2	6
UW-Milwaukee	12	3-4	0-0	2-2	2-0-2	0	2	1	0	8
New Mexico St.	12	1-2	0-0	0-0	1-0-1	0	1	0	0	2
Virginia	5	0-1	0-0	0-0	0-1-1	0	0	0	0	0
Nebraska	19	1-2	0-0	0-0	2-2-4	1	1	0	0	2
at Rhode Island	13	0-2	0-0	0-0	1-3-4	1	1	0	0	0
Northern Illinois	19	3-4	0-0	0-0	3-2-5	2	2	0	1	6
at Illinois State	8	0-1	0-0	0-0	0-1-1	1	2	0	0	0
at Temple	14	1-2	0-0	4-4	1-1-2	0	1	0	0	6
Pepperdine	9	1-2	0-0	0-1	0-1-1	1	0	0	0	2
at Texas	3	0-0	0-0	0-0	0-0-0	0	0	0	0	0
at Marquette	10	0-1	0-0	0-0	0-1-1	3	2	0	0	0
Fresno State	23	3-6	0-0	0-0	2-3-5	3	1	0	0	6
at Michigan	2	0-0	0-0	0-0	0-1-1	0	1	0	0	0
Ohio State	16	2-4	0-0	2-2	0-4-4	1	0	0	1	6
Michigan State	9	1-2	0-0	0-0	0-0-0	1	1	0	0	2
Purdue	13	0-0	0-0	0-2	0-2-2	1	1	1	0	0
at Penn State	2	0-0	0-0	0-0	0-0-0	0	0	0	0	0
at Northwestern	9	1-2	0-0	0-0	0-0-0	1	0	0	1	2
Illinois	14	1-2	0-0	0-0	1-1-2	1	2	0	0	2
at Iowa	13	0-3	0-0	0-0	2-2-4	0	1	0	0	0
Minnesota	11	1-1	0-0	0-0	0-0-0	0	1	1	0	2
at Indiana	14	2-2	0-0	0-0	1-2-3	1	0	0	0	4
at Illinois	9	0-1	0-0	0-0	0-1-1	0	0	0	1	0
Northwestern*	24	2-4	0-0	2-2	1-3-4	1	0	1	2	6
Penn State*	22	1-3	0-0	2-3	0-6-6	1	0	4	0	4
at Michigan State*	4	0-0	0-0	0-0	0-0-0	0	0	0	0	0
at Ohio State	4	0-0	0-0	0-0	0-0-0	0	0	0	0	0
Michigan	12	0-1	0-0	0-0	1-1-2	1	0	0	0	0



Meet the Badgers

Iowa* (BT)	33	2-4	0-0	2-2	0-4-4	5	4	0	1	6
Michigan State* (BT)	17	0-4	0-0	0-0	1-2-3	1	3	1	0	0
SW Missouri St. (N)	6	1-1	0-0	0-0	1-0-1	0	1	0	1	2

JOHN MORIARITY

1998-99

Opp.	MP	FG-A	3FG-A	FT-A	O-D-T	A	TO	B	S	TP
Loyola	2	0-0	0-0	0-0	0-1-1	0	0	0	0	0
UW-Milwaukee	DNP									
New Mexico St.	DNP									
Virginia	DNP									
Nebraska	1	1-1	0-0	0-0	1-0-1	1	0	0	0	2
at Rhode Island	DNP									
Northern Illinois	5	0-0	0-0	0-0	0-0-0	0	0	0	0	0
at Illinois State	DNP									
at Temple	DNP									
Pepperdine	DNP									
at Texas	DNP									
at Marquette	1	0-0	0-0	0-0	0-0-0	0	0	0	0	0
Fresno State	1	0-1	0-1	0-0	0-1-1	0	0	0	0	0
at Michigan	DNP									
Ohio State	DNP									
Michigan State	DNP									
Purdue	DNP									
at Penn State	DNP									
at Northwestern	DNP									
Illinois	3	1-1	0-0	0-0	0-0-0	0	0	0	0	2
at Iowa	1	0-0	0-0	0-0	0-0-0	0	0	0	0	0
Minnesota	DNP									
at Indiana	DNP									
at Illinois	DNP									
Northwestern	DNP									
Penn State	DNP									
at Michigan State	DNP									
at Ohio State	DNP									
Michigan	DNP									
Iowa	DNP									
Michigan State	DNP									
SW Missouri St.	DNP									

MARK VERSHAW

1997-98

Opp.	MIN	FG-A	3FG-A	FT-A	O-D-T	A	TO	BK	ST	PTS
Marquette	22	0-3	0-1	3-7	1-5-6	1	2	0	1	3
Illinois State	28	4-4	0-0	4-6	1-2-3	3	2	0	0	12
at Pepperdine	19	2-6	0-0	0-2	1-1-2	2	0	1	1	4
vs. Pacific	25	2-4	0-1	0-0	4-0-4	1	4	0	0	4
vs. Oklahoma	13	2-2	0-0	2-2	0-1-1	1	0	0	0	6
vs. Montana	20	0-0	0-0	1-2	0-6-6	4	0	0	0	1
Temple	31	6-10	0-1	6-6	2-4-6	1	0	1	0	18
Toledo*	29	2-6	0-0	2-2	2-1-3	4	3	0	1	6
at Ball State	29	4-6	0-0	3-3	2-2-4	3	2	1	0	11
Coppin State	23	1-3	0-0	2-4	1-2-3	1	3	0	0	4
Nevada	30	3-6	0-0	2-4	2-1-3	3	2	1	0	8
at Fresno State*	28	5-8	0-0	0-4	0-2-2	2	3	1	1	10
Michigan*	24	1-3	0-1	0-1	0-1-1	3	0	0	0	2
at Ohio State	25	3-5	0-0	1-2	0-2-2	1	3	0	0	7
at Michigan State	25	3-6	0-0	2-4	3-0-3	2	3	0	0	8
Penn State	17	2-3	0-0	0-0	0-1-1	3	0	0	0	4
Northwestern	16	1-3	1-1	0-2	1-2-3	1	0	0	1	3
at Illinois	26	1-6	0-1	4-5	1-2-3	3	0	1	0	6
Indiana	20	1-5	0-0	4-4	0-2-2	4	2	0	0	6
at Minnesota	19	2-8	0-0	0-0	0-2-2	1	2	0	0	4
at Purdue	10	0-0	0-0	0-0	0-0-0	0	0	0	0	0
Iowa	19	3-5	1-1	0-1	3-2-5	2	5	0	1	7
Illinois	21	0-2	0-0	3-4	1-1-2	0	2	0	0	3
at Northwestern	23	4-9	1-1	0-0	4-4-8	1	1	1	0	9
at Penn State*	15	0-4	0-1	0-0	0-0-0	1	3	0	0	0
UW-Milwaukee	8	2-3	1-1	0-0	0-0-0	0	0	0	0	5
Michigan State	20	2-6	0-0	2-4	0-2-2	0	0	1	2	6
Ohio State	19	2-5	0-0	1-3	1-0-1	2	0	0	1	5
at Michigan	17	0-0	0-0	0-0	2-0-2	1	0	0	0	0

vs. Penn State (BT)	18	0-1	0-0	0-0	1-1-2	0	1	0	0	0
vs. Illinois (BT)	13	1-2	0-0	0-0	1-0-1	1	2	0	1	2

1998-99

Opp.	MP	FG-A	3FG-A	FT-A	O-D-T	A	TO	B	S	TP
Loyola*	20	1-4	0-0	2-2	1-0-1	1	1	0	1	4
UW-Milwaukee*	26	3-7	0-0	0-0	1-5-6	0	1	0	0	6
New Mexico St.*	27	2-8	0-0	3-4	0-1-1	1	1	0	0	7
Virginia	16	1-3	0-0	0-0	2-0-2	1	3	0	0	2
Nebraska	22	2-2	0-0	2-2	0-0-0	0	2	0	0	6
at Rhode Island	18	1-4	0-0	2-4	3-2-5	1	1	0	0	4
Northern Illinois	20	3-6	0-0	0-2	3-1-4	3	1	2	1	6
at Illinois State	13	0-2	0-0	2-2	1-0-1	0	1	0	0	2
at Temple	24	1-2	0-0	1-2	1-3-4	3	0	2	0	3
Pepperdine	25	5-8	0-0	6-6	1-3-4	0	1	0	2	16
at Texas	20	4-7	0-0	0-1	0-1-1	1	1	0	0	8
at Marquette	27	3-8	0-0	2-2	0-5-5	0	2	0	0	8
Fresno State	23	5-7	0-0	5-5	2-3-5	3	1	0	0	15
at Michigan	23	1-2	0-0	0-0	1-1-2	0	4	0	0	2
Ohio State*	40	2-5	0-0	2-3	1-2-3	1	2	2	0	6
Michigan State*	32	4-8	0-0	1-1	1-3-4	3	1	1	1	9
Purdue*	33	5-10	0-0	1-1	2-0-2	0	1	0	0	11
at Penn State*	29	1-7	0-2	4-4	0-5-5	1	0	0	0	6
at Northwestern*	34	2-7	0-0	1-3	1-4-5	4	1	0	0	5
Illinois*	27	4-6	0-0	6-6	3-3-6	3	1	0	1	14
at Iowa*	30	3-4	0-0	1-2	0-2-2	3	2	0	0	7
Minnesota*	34	4-8	0-0	0-0	2-6-8	5	2	0	0	8
at Indiana*	27	4-8	0-0	2-2	1-3-4	2	1	1	0	10
at Illinois*	29	3-5	0-0	1-2	2-0-2	1	5	0	0	7
Northwestern	21	3-6	0-0	4-4	1-0-1	2	1	0	0	10
Penn State	31	6-11	0-1	4-4	3-2-5	3	1	1	1	16
at Michigan State	27	2-5	0-0	6-6	0-0-0	2	1	0	1	10
at Ohio State	18	1-3	0-0	1-2	1-2-3	2	2	1	0	3
Michigan*	27	2-6	0-0	0-0	0-0-0	3	3	0	0	4
Iowa (BT)	17	0-3	0-0	0-1	1-0-1	1	1	0	0	0
Michigan State (BT)	24	4-8	0-0	0-0	2-2-4	2	1	1	0	8
SW Missouri St. (N)	26	2-5	0-0	2-2	0-1-1	4	1	0	0	6

CHARLIE WILLS

1998-99

Opp.	MP	FG-A	3FG-A	FT-A	O-D-T	A	TO	B	S	TP
Loyola	13	1-3	0-0	0-0	2-2-4	0	1	1	0	2
UW-Milwaukee	13	2-3	0-0	0-0	2-1-3	0	0	0	1	4
New Mexico St.	18	0-0	0-0	3-3	0-5-5	0	0	0	0	3
Virginia*	32	2-3	0-0	5-8	2-3-5	1	2	0	2	9
Nebraska*	26	3-6	0-0	0-0	3-4-7	1	4	0	1	6
at Rhode Island*	28	3-5	0-0	6-6	2-1-3	1	1	0	1	12
Northern Illinois*	20	1-2	0-0	0-0	0-2-2	1	0	0	0	2
at Illinois State*	31	2-3	0-0	5-8	3-2-5	1	1	0	0	9
at Temple*	23	1-5	0-2	1-2	1-1-2	3	4	0	0	3
Pepperdine*	17	0-4	0-1	0-0	1-3-4	1	1	0	0	0
at Texas*	28	0-1	0-0	0-2	0-2-2	0	1	0	1	0
at Marquette*	19	2-3	0-0	0-0	2-3-5	2	1	0	1	4
Fresno State*	17	2-3	0-0	0-0	1-2-3	0	1	0	0	7
at Michigan*	17	1-2	0-0	0-0	2-1-3	0	0	0	0	2
Ohio State	8	1-2	0-0	0-0	0-3-3	0	2	0	0	2
Michigan State	5	0-0	0-0	0-0	1-0-1	1	2	0	0	0
Purdue	11	2-2	0-0	2-2	0-0-0	0	1	0	0	6
at Penn State	15	3-4	0-0	0-0	1-0-1	0	1	0	0	6
at Northwestern	22	2-3	0-0	2-2	1-1-2	0	1	0	0	6
Illinois	20	2-2	0-0	2-2	2-3-5	2	1	0	1	6
at Iowa	12	1-1	0-0	0-0	1-3-4	0	1	1	0	2
Minnesota	7	0-1	0-0	2-2	0-0-0	0	0	0	0	2
at Indiana	13	1-4	0-0	0-0	1-1-2	1	1	1	0	2
at Illinois	12	1-1	0-0	0-0	0-1-1	2	0	0	0	2
Northwestern	13	1-3	0-0	1-2	2-4-6	0	1	0	1	3
Penn State	14	4-5	0-0	6-6	1-2-3	0	0	0	0	14
at Michigan State	23	1-2	0-0	2-2	1-1-2	0	1	0	1	4
at Ohio State*	27	0-1	0-0	0-0	0-4-4	1	0	0	0	0
Michigan	22	3-6	0-0	0-0	1-0-1	0	0	0	1	6
Iowa* (BT)	26	5-6	0-0	3-4	1-6-7	2	1	1	0	13
Michigan State* (BT)	19	2-6	0-0	0-0	0-6-6	0	0	1	1	4
SW Missouri St.* (N)	31	3-6	0-0	0-1	1-4-5	1	0	0	1	6

*starter



Personnel



DICK BENNETT

Head Coach

It only stands to reason that, after a while, teams take on the personality and characteristics of their coach. That being the case, followers of Wisconsin basketball are among the most fortunate fans in America.

The Badger basketball program is in the hands of fifth-year coach Dick Bennett, who starts his 24th season as a collegiate head coach in 1999-2000.

Bennett has been written and talked about by everyone from former players and fellow coaches to family members, administrators and the media. They use the same words and phrases again and again.

Humility. Toughness. Integrity. Competitive. Intense. Passionate. Fundamentally sound. A great teacher.

Bennett has stamped the Wisconsin program with these personal and professional traits and Badger basketball continues to reap the benefits.

- ▶ **Career Record: 429-243 (.638)**
- ▶ **Wisconsin Record: 69-54 (.561)**
- ▶ **5 NCAA Tournament Appearances**
- ▶ **3 NIT Appearances**
- ▶ **3 NAIA Tournament Appearances**
- ▶ **1999 James Naismith Coach of the Year Finalist**
- ▶ **1999 Associated Press Coach of the Year Top-10 Nominee**
- ▶ **1999 Clair Bee Award Finalist**

In his first season he masterfully guided a team most felt would struggle to win 10 games to a 17-15 overall record and an appearance in the second round of the National Invitation Tournament. The 1995-96 Badgers were just the seventh team in school history to win at least 17

games. Guiding the squad through numerous personnel hardships, Bennett set the Wisconsin record for victories in a season by a first-year coach. He became the first Badger coach since 1912 to win his Big Ten debut when Wisconsin defeated Michigan on Jan. 3, 1996.

Bennett endured no sophomore jinx in his second campaign. Rather, he coached the Badgers to the school's second NCAA tournament appearance in 50 years, the school's highest Big Ten win total (11) since 1941 and the UW's highest regular-season victory total (18) since 1915-16. The '96-97 Badgers finished first in the Big Ten and fourth nationally in both scoring defense and field goal percentage defense. The team put together the school's first six-game conference winning streak since 1951.

In 1997-98, with four true freshmen playing full-time and three starters missing from the previous year, the Badgers slipped to 12-19


Highly Regarded By His Peers

It has become abundantly clear over the years that Wisconsin's Dick Bennett is one of America's most highly respected college basketball coaches. Consider the following ...

Sports Illustrated polled 115 college basketball coaches during the 1998-99 season and asked the question, "If you could only go to one coaching clinic, whose would it be?" The top four vote-getters were:

1. Mike Krzyzewski, Duke
2. Rick Majerus, Utah
3. **DICK BENNETT, WISCONSIN**
Bob Knight, Indiana

In addition, the *Seattle Post-Intelligencer* conducted a survey of 113 college basketball coaches at the 1995 Final Four and found that Bennett's peers felt that only Krzyzewski, then-North Carolina coach Dean Smith and Knight ranked ahead of Bennett on the national scene when it comes to "strategizing the game." Bennett was also mentioned as someone other coaches would like to have seen as coach of the 1996 U.S. Olympic Team.



overall and 3-13 in the Big Ten.

Last season, however, the Badgers rebounded to become one of the best stories in college basketball. The team set a school record for wins in a season (22) and qualified for the NCAA tournament for the second time in three years. The Badgers tied for the school's best start (12-1) in 69 seasons and were ranked as high as 11th by the Associated Press. The squad put together winning streaks of 10 games during the non-conference season and seven games in conference action.

Bennett was a 1999 Naismith Coach of the Year Finalist, an Associated Press Coach of the Year top-10 nominee, a finalist for the Clair Bee Award and a finalist for Athletes In Action's Coach Wooden "Keys to Life" Award.

Last summer he coached the Big Ten Foreign Tour team during a six-game stint in Austria.

He is now the only coach in school history to have led the Badgers to at least 17 wins in three different seasons and the only coach to have guided the UW to three (two NCAA, one NIT) postseason tournament appearances. Bennett's Wisconsin squads have defeated 15 top-25 opponents, the most in school history. The Badgers' 69 wins under Bennett are the most for any four-year period in school history.

In his four seasons at Wisconsin, Bennett owns a 69-54 (.561) record. His 23-year career mark is 429-243 (.638).

Bennett's peers have confirmed the high regard in which he is held nationally.

Last season *Sports Illustrated* surveyed 115 college basketball coaches and asked them the question, "If you could only attend one coaching clinic, whose would it be?" The top four vote-getters were Duke's Mike Krzyzewski, Utah's Rick Majerus, Bennett and Indiana's Bob Knight.

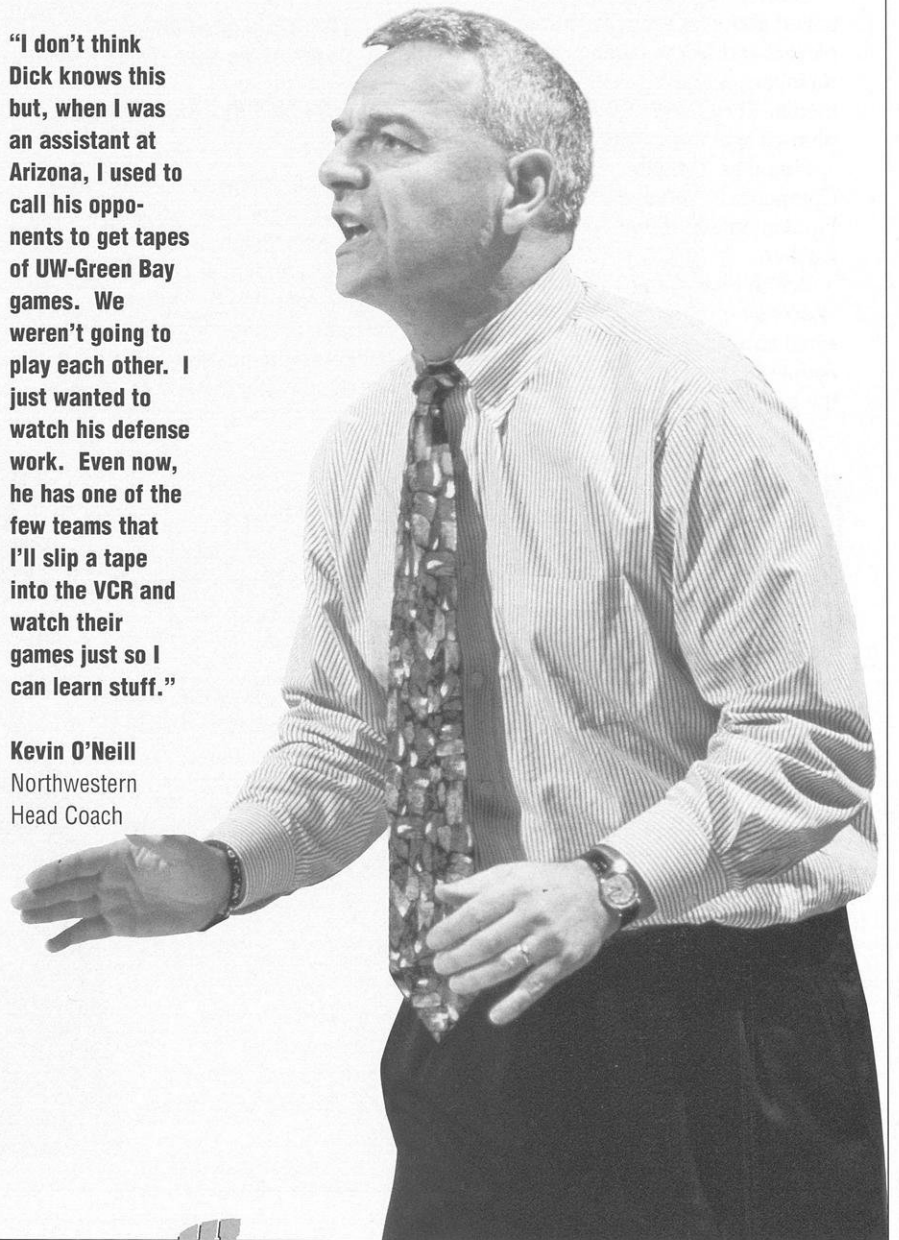
The *Seattle Post-Intelligencer* conducted a survey of 113 college basketball coaches at the 1995 Final Four and found that Bennett ranked No. 2 nationally when coaches were asked to "name the head coach who regularly does the best job under the most difficult circumstances." The survey also showed that Bennett's peers felt

UW's Bennett-Era Wins Over Top-25 Foes

Date	Opponent	A.P. Rank	Score	Site
March 5, 1999	Iowa	20	74-60	Chicago
Jan. 30, 1999	Minnesota	19	61-50	Madison
Jan. 23, 1999	at Iowa	14	72-52	Iowa City
Jan. 10, 1999	Purdue	9	61-56	Madison
Jan. 6, 1999	Michigan State	12	66-51	Madison
Dec. 9, 1998	at Temple	16	63-56	Philadelphia
Nov. 29, 1997	Oklahoma	18	75-64	Hilo, Hawaii
Nov. 18, 1997	Illinois State	24	80-66	Madison
March 6, 1997	Minnesota	2	66-65	Madison
Feb. 12, 1997	Illinois	20	62-45	Madison
Feb. 6, 1997	Michigan	13	58-53	Madison
Jan. 4, 1997	Indiana	12	71-58	Madison
March 6, 1996	Penn State	16	54-52	Madison
Jan. 13, 1996	Iowa	11	80-71	Madison
Jan. 3, 1996	Michigan	21	51-46	Madison

"I don't think Dick knows this but, when I was an assistant at Arizona, I used to call his opponents to get tapes of UW-Green Bay games. We weren't going to play each other. I just wanted to watch his defense work. Even now, he has one of the few teams that I'll slip a tape into the VCR and watch their games just so I can learn stuff."

Kevin O'Neill
Northwestern
Head Coach




"All he wanted you to be was the best you can be. I respect him more as a person and for what he tried to teach me about being a man than I do for what he taught me about basketball. If your best wasn't getting A's, then get B's and C's. Maximize your talent, no matter what it is. That's something, no matter what the situation, you can take with you. I'll take it to my grave."

Terry Porter, former Bennett player and currently of the San Antonio Spurs

"Dick Bennett is, in my opinion, one of the great coaches in this profession who started from the ground up. His players can appreciate a coach who can make the game of basketball a simple game. He dots all of the "i's" and crosses all of the "t's" for his players, which always leads to winning. He is someone who can motivate players from every level."

John Chaney
Temple Head Coach



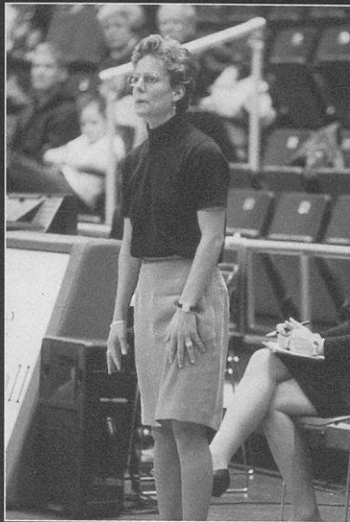
Dick Bennett is joined by two of his former players who went on to careers in the NBA. Terry Porter was an all-star with the Portland Trail Blazers and is now with San Antonio. Bennett's son, Tony, played three seasons with the Charlotte Hornets.

The Bennett Record

YEAR	SCHOOL	W	L	PCT.	POSTSEASON PLAY
1976-77	UW-Stevens Point	9	17	.346	
1977-78	UW-Stevens Point	12	14	.462	
1978-79	UW-Stevens Point	14	12	.538	
1979-80	UW-Stevens Point	18	10	.643	
1980-81	UW-Stevens Point	19	8	.704	
1981-82	UW-Stevens Point	22	6	.786	
1982-83	UW-Stevens Point	26	4	.867	NAIA Tournament Participant
1983-84	UW-Stevens Point	28	4	.875	NAIA Tournament Runner-up
1984-85	UW-Stevens Point	25	5	.833	NAIA Tournament Participant
9-year UW-Stevens Point Record		173	80	.684	
1985-86	UW-Green Bay	5	23	.179	
1986-87	UW-Green Bay	15	14	.517	
1987-88	UW-Green Bay	18	9	.667	
1988-89	UW-Green Bay	14	14	.500	
1989-90	UW-Green Bay	24	8	.750	NIT, 2nd Round
1990-91	UW-Green Bay	24	7	.774	NCAA Tournament, 1st Round
1991-92	UW-Green Bay	25	5	.833	NIT, 1st Round
1992-93	UW-Green Bay	13	14	.481	
1993-94	UW-Green Bay	27	7	.794	NCAA Tournament, 2nd Round
1994-95	UW-Green Bay	22	8	.733	NCAA Tournament, 1st Round
10-year UW-Green Bay Record		187	109	.632	
1995-96	Wisconsin	17	15	.531	NIT, 2nd Round
1996-97	Wisconsin	18	10	.643	NCAA Tournament, 1st Round
1997-98	Wisconsin	12	19	.387	
1998-99	Wisconsin	22	10	.688	NCAA Tournament, 1st Round
4-year Wisconsin Record		69	54	.561	
23-year Collegiate Record		429	243	.638	



Like Father, Like Daughter



One of the most interesting stories of the 1998-99 college basketball season developed when Dick Bennett and his daughter, Kathi, each guided their respective teams into the NCAA Tournament. Kathi, the head women's basketball coach at Evansville, and her father currently form the only father-daughter head coaching tandem in Division I basketball. They are believed to be the only father and daughter ever to coach their respective teams to NCAA Tournament berths in the same season.

that only Indiana's Bob Knight, North Carolina's Dean Smith and Duke's Mike Krzyzewski ranked ahead of him on the national scene when it comes to "strategizing the game." Bennett received votes when coaches were asked "whom would you like to see as coach of the 1996 U.S. Olympic men's basketball team?"

Bennett came to Wisconsin from UW-Green Bay, where he spent 10 seasons guiding the Phoenix into the national spotlight and solidifying his well-earned reputation for coaching overachievers.

He inherited a UWGB team that was 4-24 the year before he arrived and, after his first squad went 5-23, guided the Phoenix to a 15-14 mark in 1986-87. It was just three more years before Bennett and the Phoenix jumped into the national picture with a 24-8 mark in 1989-90. Bennett was named 1990 Mid-Continent Conference Coach of the Year and took the Phoenix to the second round of the National Invitation Tournament.

The 1990-91 campaign was an historic one for Bennett and the Phoenix. Led by Bennett's son, Tony, UW-Green Bay rolled to a 24-7 overall record and appeared in the school's first NCAA tournament, losing 60-58 in the first round against Michigan State. The Phoenix improved to 25-5 in 1991-92 and won their first regular-season conference title before falling in the first round of the NIT. Bennett was named Mid-Continent Conference and Kodak/NABC District 11 Coach of the Year in 1992.

Following a rebuilding campaign at UWGB in 1992-93, Bennett guided the Phoenix to back-to-back NCAA tournament appearances in his final two seasons. The 1993-94 squad was 27-7, won another conference title and shocked the college basketball world with a first-round NCAA tournament win over a 16th-ranked California squad that featured Jason Kidd and Lamond Murray. Bennett was tabbed Kodak/NABC District 11 Coach of the Year and *Basketball Times*

Midwest Coach of the Year that season. Bennett's Phoenix were 22-8 in 1994-95 and dropped a 49-48 decision to Big Ten champion Purdue in the first round of the '95 NCAA tournament.

Bennett's first collegiate head coaching position was at UW-Stevens Point in 1976-77. After Bennett's initial season at Stevens Point, the program's winning percentage increased each year for the next seven seasons. The only decrease in winning percentage came in Bennett's final season when the Pointers followed a 28-4 (.875) record with a 25-5 (.833) mark.

Bennett coached UW-Stevens Point to a 173-80 record in nine seasons. His last three Pointer squads, which featured guards Terry Porter (now of the NBA's San Antonio Spurs) and Brad Soderberg (now one of Bennett's assistant coaches at Wisconsin) were a combined 79-13 and made three straight appearances in the NAIA tournament. Bennett was named NAIA Coach of the Year after leading his 1983-84 UW-Stevens Point squad to a 28-4 record and second-place finish in the national tournament. Bennett was named Wisconsin State University Conference (WSUC) Coach of the Year in 1982 and 1985, as well as NAIA District 14 and NAIA Area IV Coach of the Year in 1985.

Dick Bennett's road to Madison began 34 years ago when he coached the 1965-66 freshman squad at West Bend (Wis.) High to a 9-3 mark. He spent 11 seasons coaching Wisconsin high school teams to a combined 168-60 record from 1965-76. In his last year on the prep level, Bennett's Eau Claire Memorial unit recorded a 22-3 mark en route to second place in the state tourney.


Bennett was born in Pittsburgh, Pa., on April 20, 1943. His family settled in Clintonville, Wis., in 1955 and he attended Ripon College, where he earned a bachelor's degree in physical education in 1965. During his years at Ripon, Bennett played four years each of basketball (guard), football (halfback, returner) and baseball (third baseman). He holds a master's degree in education (emphasis in professional development) from UW-Stevens Point.



Bennett and his wife, Anne, are the parents of three grown children. Kathi, a former all-state basketball player who guided UW-Oshkosh to the 1996 NCAA Division III women's basketball title, is the women's head basketball coach at Evansville (Dick and Kathi currently form the only father-daughter head basketball coaching tandem at the NCAA Division I level); Amy, who completed her undergraduate and graduate

studies at UW-Stevens Point, is a speech therapist in Green Bay; and Tony, who played for his father from 1988-92 and is UW-Green Bay's all-time leading scorer. Tony is currently a manager for the Badgers.

Dick's younger brother, Jack, is head men's basketball coach at UW-Stevens Point (the same position Dick held to begin his collegiate coaching career).



Bennett at a Glance

PERSONAL

Born April 20, 1943, in Pittsburgh

FAMILY

Wife: Anne; children: Kathi, Amy and Tony

EDUCATION

Bachelor's degree in physical education from Ripon College, 1965
Master's degree in education, UW-Stevens Point

COLLEGIATE COACHING EXPERIENCE

Head coach, Wisconsin-Stevens Point, 1976-85
Head coach, Wisconsin-Green Bay, 1985-95
Head coach, Wisconsin, 1995-present

COLLEGIATE COACHING RECORD

Wisconsin-Stevens Point: 173-80 (.684)
Wisconsin-Green Bay: 187-109 (.632)
Wisconsin: 69-54 (.561)
23-year career: 429-243 (.638)

HONORS AND ACHIEVEMENTS

1982 WSUC Coach of the Year
1984 NAIA Coach of the Year
1985 WSUC Coach of the Year
1985 NAIA Area IV Coach of the Year
1990 Mid-Continent Coach of the Year
1992 Mid-Continent Coach of the Year
1992 NABC District II Coach of the Year
1994 NABC District II Coach of the Year
1994 *Basketball Times* Midwest Coach of the Year
1999 Naismith Coach of the Year Finalist
1999 Associated Press Coach of the Year Top-10 Nominee
1999 Clair Bee Award Finalist

"He helped me get to a level that I don't think I could have reached playing for anyone else. He has a special gift for being able to draw every ounce of potential out of his players. That is his greatest strength as a coach."

Tony Bennett, Dick's son and a former Charlotte Hornet

A Talent For Turnarounds

During his 23-year collegiate coaching career, Dick Bennett has displayed a remarkable ability for reversing the fortunes of struggling basketball programs. The turnaround performances below speak for themselves.

UW-STEVENS POINT

1974-75 (Pre-Bennett)	6-20
1975-76 (Pre-Bennett)	10-16
1976-77	9-17
1977-78	12-14
1978-79	14-12
1979-80	18-10
1980-81	19-8


UW-GREEN BAY

1983-84 (Pre-Bennett)	9-19
1984-85 (Pre-Bennett)	4-24
1985-86	5-23
1986-87	15-14
1987-88	18-9
1988-89	14-14
1989-90	24-8

WISCONSIN

1992-93 (Pre-Bennett)	14-14
1993-94 (Pre-Bennett)	18-11
1994-95 (Pre-Bennett)	13-14
1995-96	17-15
1996-97	18-10
1997-98	12-19
1998-99	22-10





Bennett vs. Division I Opponents

Air Force.....	0-1	Mississippi Valley.....	1-0
Akron.....	4-3	Missouri-Kansas City.....	2-0
Austin Peay.....	2-0	Montana.....	1-0
Ball State.....	1-1	Morgan State.....	1-0
Bethune-Cookman.....	1-0	Nebraska.....	1-4
Boise State.....	2-1	Nevada.....	1-0
Bowling Green.....	2-0	New Mexico State.....	0-1
Brown.....	1-0	North Carolina-Wilmington.....	1-0
Butler.....	3-1	North Carolina State.....	1-0
California.....	1-0	Northeastern Illinois.....	1-0
Canisius.....	1-0	Northern Illinois.....	16-2
Central Michigan.....	4-1	Northern Iowa.....	12-2
Chicago State.....	7-4	Northwestern.....	6-5
Clemson.....	0-1	Ohio State.....	2-5
Cleveland State.....	12-8	Oklahoma.....	1-0
Colorado.....	2-1	Oregon.....	1-1
Colorado State.....	2-2	Pacific.....	0-1
Coppin State.....	1-0	Penn State.....	6-3
Creighton.....	1-0	Pepperdine.....	1-1
DePaul.....	1-0	Providence.....	0-2
Detroit.....	4-0	Purdue.....	3-5
East Carolina.....	1-0	Rhode Island.....	1-0
Eastern Illinois.....	14-7	St. Bonaventure.....	1-1
Eastern Washington.....	2-1	St. Louis.....	0-1
Evansville.....	0-3	San Francisco State.....	1-0
Florida State.....	0-1	Southeast Missouri.....	1-1
Fresno State.....	2-0	Southwest Missouri.....	0-13
Gonzaga.....	0-1	Southern Illinois.....	1-1
Howard.....	0-1	Southern Utah.....	1-0
Idaho State.....	0-1	Stephen F. Austin.....	1-0
Illinois.....	4-6	Syracuse.....	0-1
Illinois-Chicago.....	12-10	Temple.....	3-1
Illinois State.....	5-3	Texas.....	1-1
Indiana.....	1-5	Texas Southern.....	2-0
Indiana State.....	1-0	Toledo.....	3-0
Iowa.....	4-3	UCLA.....	0-1
Iowa State.....	0-1	Valparaiso.....	15-6
LaSalle.....	2-0	Villanova.....	0-1
Loyola Chicago.....	3-0	Virginia.....	1-0
Loyola-Marymount.....	0-2	Wake Forest.....	0-1
Manhattan.....	1-1	Western Illinois.....	17-4
Marquette.....	4-4	Wisconsin.....	0-3
Memphis.....	1-0	UW-Milwaukee.....	7-3
Miami (Fla.).....	1-1	Wright State.....	7-4
Michigan.....	2-5	Xavier.....	0-1
Michigan State.....	3-7	Youngstown State.....	4-0
Minnesota.....	3-3		

Bennett Era Team Defense Rankings at Wisconsin

FIELD GOAL PERCENTAGE

Year	FG%	Big Ten	NCAA
1995-96	.430	9th	—
1996-97	.378	1st	4th
1997-98	.425	5th	—
1998-99	.408	5th	—

SCORING DEFENSE

Year	PPG	Big Ten	NCAA
1995-96	64.8	4th	—
1996-97	55.3	1st	4th
1997-98	62.6	1st	19th
1998-99	55.2	1st	2nd

Bennett's Pros

PLAYER	COLLEGE	PRO CAREER
Terry Porter	UW-Stevens Point	NBA all-star and 14-year veteran
Tony Bennett	UW-Green Bay	Played three years for Charlotte
Logan	UW-Green Bay	Free agent who played for Los Angeles Clippers
VanderVelden		
Jeff Nordgaard	UW-Green Bay	Played for Milwaukee Bucks
Paul Grant	Wisconsin	Has played for Minnesota and Milwaukee



BRAD SODERBERG

Assistant Coach

Brad Soderberg, a guard with Dick Bennett's strongest UW-Stevens Point teams in the mid-1980s, is in his fifth season as an assistant to his college coach.

Soderberg, who was hired in April of 1995 after two seasons as head coach at South Dakota State, is responsible for recruiting and monitoring the academic progress of the Badgers, in addition to his coaching duties.

The 37-year-old Soderberg guided the Jackrabbits to a 36-18 (.667) record from 1993-95, including a 21-15 mark in the highly regarded NCAA Division II North Central Conference.


Soderberg served as head coach at Loras College in Dubuque, Iowa, from 1988-93 and led the Duhawks to a 79-45 (.637) record during his five-year stint. Loras was runner-up in the 1992 National Catholic Basketball Tournament and Soderberg was named tournament Coach of the Year. Soderberg served as assistant coach at Loras in 1987-88 before becoming head coach.

Prior to his arrival at Loras, Soderberg was an assistant coach at UW-Stevens Point (1984-85), graduate assistant at Colorado State (1985-86) and assistant coach at Fort Hays State (1986-87).

Soderberg is a 1985 graduate of UW-Stevens Point, where he was a guard and team captain for Bennett's 1984 NAIA national runner-up, a team that included Terry Porter, now with the NBA's San Antonio Spurs. Soderberg and Porter started all 32 games in the Pointers' backcourt in '83-84 and Soderberg was a first-team all-conference and all-NAIA District 14 selection. He earned the "Hustle Award" at the '84 NAIA Tournament. Soderberg shot 56 percent from the field and 83 percent from the free throw line in his two years at UW-Stevens Point.

A native of Stevens Point, Wis., Soderberg attended Pacelli High, where his father recently retired as head basketball coach. He has a bachelor's degree in physical education from UW-Stevens Point and a master's in physical education from Colorado State (1986).

Soderberg and his wife, Linda, have two sons, Kramer and Davis, and a daughter, Daley. Brad's sister, Megan, is a manager with the Wisconsin basketball team.



Soderberg at a Glance

PERSONAL

Born May 10, 1962, in Wausau, Wis.

FAMILY

Wife, Linda; sons, Kramer and Davis; daughter, Daley

EDUCATION

B.S., physical education, UW-Stevens Point, 1985;

M.S., physical education, Colorado State, 1986

COACHING EXPERIENCE

Assistant Coach, Wisconsin (1995-present); Head Coach, South

Dakota State (1993-95); Head Coach, Loras College (1988-93);

Assistant Coach, Loras College (1987-88); Assistant Coach, Fort Hays

State (1986-87); Grad. Assistant Coach, Colorado State (1985-86);

Assistant Coach, UW-Stevens Point (1984-85)

PLAYING EXPERIENCE

Ripon (1980-82); UW-Stevens Point (1982-84)



SHAWN HOOD

Assistant Coach

Though just 34 years old, assistant coach Shawn Hood brings a wealth of knowledge to the Badger basketball program as he begins his sixth season at Wisconsin and his 12th as an assistant on the collegiate scene.

Hood, who joined the Badger staff in August of 1994 after six years as an assistant coach at Cleveland State, has duties in recruiting and game scheduling, in addition to his coaching responsibilities.



Hood, who served as CSU's senior assistant in his last season, worked with the Vikings' guards during his tenure as an assistant coach and also had responsibilities for scheduling, recruiting, scouting and summer camps. He was responsible for the recruitment of Nike all-Americans Craig Caldwell and Reggie Welch and national top 50 player Jamal Jackson.

Hood was a four-year letterwinner at Cleveland State (1983-87), serving as the Vikings' captain his last two seasons. As a junior in 1985-86, he was a backup point guard on the CSU squad that finished 29-4 and earned the school's first NCAA Tournament bid. CSU posted an 83-79 victory over favored Indiana in the first round, then downed St. Joseph's 75-69 to advance to the "Sweet 16," where they lost 71-70 to David Robinson's Navy squad. Hood started on the 1987 CSU team that went 25-8 and advanced to the second round of the NIT.

Hood, who graduated with a degree in social services in 1988, ranks among the career top 10 in steals, assists and games played at CSU. He scored 529 points during his career.

As a prep at Don Bosco High in Boston, Hood led his team to a pair of state titles and became the first junior in school history to score 1,000 points.

Shawn and his wife, Kim, are the parents of two daughters, Brittany and Taylor, and a son, Brian.



Hood at a Glance

PERSONAL

Born March 13, 1965, in Boston, Mass.

FAMILY

Wife, Kim; daughters, Brittany and Taylor; son, Brian

EDUCATION

B.A., social services, Cleveland State, 1988

COACHING EXPERIENCE

Assistant Coach, Wisconsin (1994-present); Assistant Coach, Cleveland State (1988-94)

PLAYING EXPERIENCE

Cleveland State (1983-87)



BRIAN HECKER

Assistant Coach

Brian Hecker is now in his eighth season with the Wisconsin basketball program and his sixth as an assistant coach.


In addition to his coaching duties, Hecker directs the Badgers' summer camps and coaching clinics, handles the scouting of Badger opponents and coordinates underclass recruiting. He is also in charge of the team's video operations, as well as the Little Badgers.

Hecker served as the Badgers' administrative assistant his first two years at Wisconsin. He was responsible for coordinating all off-the-court activities for Coach Stu Jackson and the UW basketball program. He coordinated official recruiting visits, team travel, the basketball budget and video operation and co-directed Wisconsin's summer camps and coaching clinics.

Prior to his appointment at Wisconsin, he was a high school basketball coach at Nicolet High School in Milwaukee.

A native of Milwaukee, the 31-year-old Hecker earned a bachelor's degree in sports marketing/management from Indiana University in 1990. He is a member of the National Association of Basketball Coaches.

Hecker was married to the former Kari Arduser in May of 1998.



Hecker at a Glance

PERSONAL

Born June 9, 1968, in Milwaukee, Wis.

FAMILY

Wife, Kari

EDUCATION

B.A., sports marketing/management, Indiana, 1990

COACHING EXPERIENCE


Assistant Coach, Wisconsin (1994-present); Administrative Assistant, Wisconsin (1992-94); Assistant Coach, Milwaukee Nicolet High School (1990-91)



PAUL COSTANZO

Director of Basketball Operations

Paul Costanzo is in his second season as Director of Basketball Operations at Wisconsin after working his first three years as administrative assistant for the Badger basketball program. Costanzo came to the UW in May of 1995 after serving as associate head basketball coach at UW-River Falls since 1988.




Costanzo, a native of Scranton, Pa., coordinates travel, the Badgers' budget, day-to-day scheduling and on-campus recruiting. He also serves as co-director of the Badger basketball summer camps and is executive director of the Badger Basketball Booster Club.

Costanzo also served as head baseball coach at UW-River Falls from 1990-92. The team improved from five wins prior to Costanzo's arrival to one win short of a school record for victories during his tenure. The 1992 club reached the District 14 tournament semifinals. Prior to arriving at UW-River Falls, he was an assistant basketball coach and baseball coach at Verona High School (1985-88) and Madison Memorial High School (1984-85).

An associate member of the FileMaker Solutions Alliance, he has developed and marketed a computer package (under the title of Recruiting Pro Software) designed to assist in all phases of the collegiate recruiting process. He also is a member of the National Association of Basketball Coaches and the Wisconsin Basketball Coaches Association.

Costanzo majored in physics and chemistry at UW-Madison and UW-River Falls. He also is working on a master of arts in teaching with an emphasis in physics.

He and his wife, Heidi, live in Madison with their daughter, Vanessa, and son, Michael. Paul's cousin, Bill Ferrario, is the starting left guard on the Badger football team.



Costanzo at a Glance

PERSONAL

Born March 15, 1960, in Scranton, Pa.

FAMILY

Wife, Heidi; daughter, Vanessa, and son, Michael

EDUCATION

B.S., physics and chemistry, UW-River Falls, 1995

COACHING EXPERIENCE

Director of Basketball Operations, Wisconsin (1998-present); Administrative Assistant, Wisconsin (1995-98); Associate Head Basketball Coach, UW-River Falls (1993-95); Assistant Basketball Coach, UW-River Falls (1988-93); Head Baseball Coach, UW-River Falls (1990-92); Assistant Basketball Coach and Baseball Coach, Verona High School (1985-88); Assistant Basketball Coach, Madison Memorial High School (1984-85)



ANDY WINTERSTEIN

Athletic Trainer

The health and well-being of the UW basketball team is entrusted to Andy Winterstein, PhD., ATC. Andy is in his 14th year with the UW sports medicine staff as an athletic trainer.

Winterstein, 37, also holds an academic appointment as an assistant faculty associate in the Department of Kinesiology. He serves as the program director for the undergraduate athletic training education program, teaches courses in athletic training, supervises the academic progress of the graduate assistant athletic trainers and coordinates fundraising efforts for the sports medicine program.

A certified member of the National Athletic Trainers Association (NATA), the American College of Sports Medicine and the Wisconsin Athletic Trainers Association, Winterstein spent four seasons in the Houston Astros' organization as a minor league athletic trainer. He served as the athletic trainer for the 1991 Big Ten basketball all-star team that played in Scandinavia and again for the league's squad that toured Austria in 1999.

The Phoenix, Ariz., native earned a B.S. in secondary education/biological sciences from Arizona in 1984 and an M.S. in physical education with an emphasis in applied physiology and athletic training from Oregon in 1986. He finished his doctorate in educational administration at Wisconsin in 1994. Winterstein is active in many professional activities. He currently serves on the NATA Education Council Entry-Level Education Committee and serves as a guest reviewer for the *Journal of Athletic Training*.

Andy lives in Madison with his wife, Barb, who is a secretary in the Badger basketball office. He enjoys fly fishing, fly tying, reading and writing.



SCOTT HETTENBACH

Strength and Conditioning Coach


Scott Hettenbach is in his fifth full season as strength and conditioning coach for the Badger basketball team and his sixth year overall at Wisconsin.

A member of the National Strength and Conditioning Association, he also works with the Wisconsin football, swimming, diving, golf and track teams as a strength and conditioning coach. He is a certified strength and conditioning specialist.

Prior to coming to UW-Madison, Hettenbach coached four sports at Brookfield (Wis.) Central High School. Under his direction, the boys track squad won three conference titles.

Hettenbach, who is currently working on a master's degree in exercise science and sports administration, graduated from UW-La Crosse in 1987 with a bachelor's degree in business management and a minor in health. He was a hurdler with the UW-La Crosse track team for three seasons.


Hettenbach resides in Madison with his wife, JoDeen, son, Scott, 13, and 2-year-old daughter, Kaitlyn.



SUPPORT STAFF




Jim Bakken
Community Relations



Tim Bald
Director of Compliance



Nancy Bee
Basketball Game Mgr.




Tony Bennett
Basketball Team Manager



Nancy DeCori
Basketball Secretary




John Dettmann
Strength/Conditioning Coord.



John Finkler
Program Assistant



Barry Fox
Facilities Director



Richard Franchak
Assistant A.D.



Terry Gawlik
Assistant A.D.



1999-2000 Managers

FRONT ROW (L-R):

Megan Soderberg
Joe Robinson
Tom Rhodes
Nick Murphy
Lori Heckman


BACK ROW (L-R)

Ben Green
Adam Zingsheim
Ryan Dailey
Tony Bennett
Jacob Breunig


Wisconsin (1998-present)
(1993-98); Associate
Fell (1993-95); Assistant
(1988-93); Head Baseball
Assistant Basketball Coach
School (1985-88); Assistant
of High School (1984-85)




Personnel




Randy Handel
Athletic Development




Dennis Helwig
Head Athletic Trainer



Mike Huffman
Assoc. Facilities Director



Corbin Hunt
Dir. of Ticket Operations




Mike Jossie
Basketball Team Manager



Duane Kleven
Community Relations



Ann Larson
Supervisor, Facilities/Events



Kip Marvin
Personnel Director




Marija Neubauer
Athletic Development




Kenna O'Connor
Dir., Event Mgmt. Staff



Gary Poels
Basketball Equip. Mgr.




Jim Roberts
Technical Systems Dir.



Terry Schlatter
Athletic Equip. Supervisor




Megan Soderberg
Basketball Team Manager



Mike Unitan
Dir., Marketing/Promotions




Cindy Van Matre
Director of Licensing



Mike Vriesema
Basketball Video Coord.



Barb Winterstein
Basketball Secretary





Alan Zussman
Academic Affairs Director



DAVID WARD

Chancellor



David Ward was named chancellor of the University of Wisconsin-Madison in June 1993, becoming the 25th individual to serve as the university's chief executive. Ward had served previously as interim chancellor.

Ward has provided strong leadership in his efforts to improve the quality of undergraduate education. Changes inspired by Ward include: enhanced student advising, particularly for freshmen and sophomores; expanded course access; a core curriculum; and increased opportunities for undergraduates to conduct research.

The next step, according to Ward, is redefinition of undergraduate education, not simply through improvements of existing programs and processes, but by developing new ways for learning to occur on college campuses. To that end, he recently published a comprehensive strategic plan, outlining priorities for the next decade as the university works toward balancing its teaching, research and outreach missions. One way the university can unify its activities, Ward says, is by emphasizing learning as a central goal.

The development of campus

learning communities recently was echoed by the Kellogg Commission on the Future of State and Land-Grant Universities. In its first report, this 25-member group of university chief executives, on which Ward serves, called on public institutions to become "genuine learning communities" that are student-centered, support and inspire learners of all kinds, and sustain a healthy learning environment.

During his tenure, Ward has given new expression to The Wisconsin Idea, the venerable philosophical framework for the university's public service role. The Wisconsin Idea is embodied by a vast array of partnerships between the university and both the public and private sectors, says Ward, from economic development activity and sharing of faculty expertise, to educational collaborations with K-12 schools.

"The university's commitment to the citizens of Wisconsin is stronger than ever as we approach the 21st century," says Ward, who led the university in marketing its sesquicentennial in 1998-99.

Ward was born in Manchester, England, and received bachelor's and master's degrees from the University

of Leeds. He earned a Fulbright Travel award to the United States in 1960 and received a doctorate from the UW-Madison in 1963.

Ward served as chair of the geography department from 1974 to 1977 and as associate dean of the Graduate School from 1980 to 1987. He became vice chancellor for academic affairs at UW-Madison in 1989, and in 1991, Ward was also named provost, chief deputy to the chancellor. His UW-Madison faculty career spans more than 30 years, and he holds the Andrew Hill Clark Professorship of Geography.

As a scholar, Ward is a recognized authority in historical urban geography and has pioneered research on English and American cities during their rapid growth of the 19th and early 20th centuries. He is a past president of the Association of American Geographers. He has authored two books, edited two books and contributed many articles in leading academic journals. In recognition of his postdoctoral research, Ward was awarded an honorary degree by his undergraduate alma mater.



PAT RICHTER

Director of Athletics

In the ever-changing and challenging world of athletic administration, the steadying hand in charge of Wisconsin's thriving department is Director of Athletics Pat Richter.

Richter, the former Badger all-America gridiron star, three-sport letterman and successful business executive, is beginning his 11th season leading the sports program at his alma mater.

During his administration, the dean of Big Ten ADs ...

- inherited a division that was \$2.1 million in debt in 1990 and eliminated the red ink on the ledgers in less than four years.

- watched the football, men's and women's basketball and hockey squads set season attendance marks.


- oversaw plans for significant facility improvements, most notably the construction of the state-of-the-art Kohl Center and the Fetzer Academic Center.

On the field of play, the Badgers have been highly successful during Richter's administration.

The football squad has appeared in five bowls and won two Big Ten championships during the Barry Alvarez era. The 1998 club was the winningest (11-1) in UW history and once again caught the state's fancy as more than 50,000 Badger fans attended the '99 Rose Bowl.

Both the men's and women's basketball clubs, under the direction of Dick Bennett and Jane Albright, have excelled. Bennett's 1998-99 club set a school record for wins (22-10) and made its second NCAA tourney appearance in three seasons. Albright's teams have made post-season play four times and set home attendance records.

The varsity sports teams have continued the long-standing excellence that Badger fans have come to expect. Wisconsin has claimed three — hockey (1989-90), men's soccer (1995) and crew (1999) — national titles and 33 Big Ten championships during his tenure.



Larsen Photo

As a player, Richter earned all-America (1961-62) and academic all-America (1962) honors as an end.

In the first ever college football game between No. 1 and No. 2-ranked teams, Richter and his Badger teammates dropped a 42-37 decision to USC in one of the greatest Rose Bowls ever. He set a game-record with 11 receptions.

Richter led the Big Ten in receiving twice and his name is still prevalent in the Badger record books. As a senior, Richter won Wisconsin's 1963 Big Ten Medal of Honor.

Richter was recognized for his college gridiron exploits in 1997 with his induction into the National Football Foundation College Hall of Fame.

He also earned all-league honors in baseball, but the 6-foot-5 center received his scholarship at the UW for basketball.

Pat was a first-round draft pick of the Washington Redskins and played professionally from 1963-71. Richter earned his B.S. degree from the UW-Madison in landscape architecture (1964).

Upon retirement from the NFL, he returned to the UW-Madison to earn his law degree (1971). After working at a Madison law firm, he joined Oscar Mayer and was V.P. of personnel.

Richter was honored with an NCAA Silver Anniversary Award for

post-college achievements in 1988. He is a member of the Wisconsin State Athletic and Madison Sports Halls of Fame and the NFL Player Alumni Association. Pat was enshrined in the UW Athletic and Rose Bowl Halls of Fame in '91 and '94, respectively. In 1995, he became the second Badger to gain induction into the GTE Academic All-America Hall of Fame. The Sales & Marketing Executives of Madison named Richter their "Executive of the Year" in 1997.

Pat and his wife, Renee, have four sons: Scott (wife Khaki and grandson J.P.), Brad (wife Chrissy and grandson Max), Barry (wife Kim and grandson Blake) and Tim.

Richter at a Glance

EDUCATION

B.S., University of Wisconsin, 1964
J.D., University of Wisconsin, 1971

PROFESSIONAL CAREER

University of Wisconsin,
Director of Athletics, 1989-present
Oscar Mayer Corporation, 1972-90
Washington Redskins, 1963-71

HONORS

Madison Sports Hall of Fame, 1976
NCAA Silver Anniversary Award,
1988

Wisconsin State Athletic Hall of
Fame, 1988

UW-Madison Athletic Department
Hall of Fame, 1991

Rose Bowl Hall of Fame, 1994
GTE Academic All-America Hall of
Fame, 1996

National Football Foundation
College Hall of Fame, 1997

Madison Executive of the Year, 1997

COMMITTEES


NCAA Hockey Committee
Big Ten Compliance Committee

FAMILY

Wife, Renee, and sons Scott (wife
Khaki and grandson J.P.), Brad (wife
Chrissy and grandson Max), Barry
(wife Kim and grandson Blake) and
Tim



MANAGEMENT TEAM



Al Fish
Administrative Officer

Al Fish, Administrative Officer for the department of athletics since 1989, oversees several internal units, the University Ridge Golf Course and the Badgers' football and crew squads.

Fish oversees facility development, event management, maintenance, technical services (computers and video departments) and the equipment room.

Fish, who came to the Department after three years (1987-89) as the Director of Policy and Budget for the DHSS, spent two years coordinating construction of the \$76.4 million Kohl Center and serving as its interim General Manager.

He worked previously as a liaison for Gov. Tony Earl to the State Assembly, a budget analyst for the State Budget Office and a program evaluator for the Legislative Audit Bureau.

The 1973 graduate of Luther College is married to Susan Goodwin. They have three children: Cassie, Molly and Nick.



Cheryl Marra
Sports Administrator

Cheryl Marra begins her 10th year as an Associate Athletics Director / Sports Administrator at Wisconsin in charge of the volleyball, basketball, swimming and golf teams.


She is the Badgers' Senior Women's Administrator and also oversees the strength and conditioning program and coordinates the sport booster clubs.

Marra came to Wisconsin after serving as the women's athletic director at Denison from 1983-90. She was an assistant professor (seven years) as well as head soccer (11) and track (nine) coach at Denison.

Marra serves on the NCAA subcommittee for post-graduate scholarships. She has chaired the NCAA women's soccer committee, and the NCAA committee on women's athletics.

A 1977 graduate of Slippery Rock State, Marra received her M.A. from Ohio State in 1983.

Marra and her husband, Jerry, have three children: Kelly, Kenny and Peter.



Mike Moss
Sports Administrator

Mike Moss starts his fourth year at the UW as an Associate Athletics Director / Sports Administrator. He oversees the hockey, track, cross country, softball and wrestling programs.

Moss is also responsible for the academic affairs and sports medicine units and chairs the department's wellness program. Moss came to Wisconsin after serving as Director of Sports Operations for the Atlanta Olympic Games. He was chief administrator for six sports at the Games.

Prior to that stint with the Olympic organizing committee, Moss was an associate athletic director at Cal. He was in charge of the business office operation for the Bears until 1986 when he was named Associate A.D. for student services.

Moss, a 1961 graduate of Ohio, received his M.A. from California State Hayward. He is also a retired lieutenant in the U.S. Naval Reserve.

His wife's name is Betty Gordon.



Jamie Pollard
Chief Finance Officer

Jamie Pollard enters his second full season as an Associate A.D. and Chief Financial Officer.

Pollard, the former Associate Athletic Director at Maryland (1994-98), oversees the ticket office, personnel and summer camps as well as running the business office. Pollard is a member of the department's policy-making management team.


At Maryland, Pollard was responsible for the department's financial management and also oversaw several departments and sports.

Pollard was an Associate A.D. for business affairs at St. Louis University (1989-94) and a staff accountant for Arthur Andersen (1987-89).

The UW-Oshkosh graduate ('87) was inducted into the UW Athletic Hall of Fame in 1999.

At UW-Oshkosh, Pollard was the 1987 Div. III national champion in the 5,000 meters.

Jamie and his wife, Ellen, have two children (Thomas and Annie).



Vince Sweeney
External Relations Dir.

Vince Sweeney, in his ninth year at UW-Madison, begins his fifth season as an Associate A.D. in charge of external relations.

He oversees marketing and promotions, sports information, spirit squads, special events and fundraising. Sweeney is the division's liaison with the National W Club, Alumni Association and UW Foundation.

Sweeney serves on the Board of the National Association of Collegiate Marketers and Greater Madison Convention & Visitors Bureau. He is a member of the NCAA's subcommittee on basketball marketing and is a contributor to *Collegiate Sports Marketing*.

Sweeney was named 1994 "Marketer of the Year" by the Madison Chapter of the American Marketing Association.

Prior to joining the UW, Sweeney was an award-winning sports journalist for 13 years.

The Madison native graduated from the UW in 1978 with a B.A. in journalism.

He and his wife, Sharon, have two daughters (Kelsey and Keara).



'99-2000

Opponents




NABC CLASSIC

NOV. 12-13 • Syracuse, N.Y. • Carrier Dome (33,000)

Missouri



Head Coach
Quin Snyder



Junior Guard
Keyon Dooling

GENERAL INFORMATION

Location: Columbia, Mo.
 Founded: 1839
 Enrollment: 22,723
 Colors: Old Gold and Black
 Nickname: Tigers
 Conference: Big 12
 Facility: Hearnest Center
 Capacity: 13,300
 Chancellor: Dr. Richard L. Wallace
 Athletics Dir.: Michael F. Alden
 1998-99 Record: 20-9 (11-5 in Big 12)
 Starters Returning/Lost: 2/3
 Lettermen Returning/Lost: 9/3

COACHING STAFF

Head Coach: Quin Snyder (Duke '89)
 Record at MU: first year
 Career Record: first year
 Assistants: John Hammond (Greenville '76), Tony Harvey (Cameron '83), Bruce Fraser (Arizona '87)
 Office Phone: (573) 882-3463

SPORTS INFORMATION

Basketball SID: Chad Moller
 Office: (573) 882-2531
 Home: (573) 474-6620
 E-mail: mollerc@missouri.edu
 SID Fax: (573) 882-4720
 Press Row: (573) 882-1442
 Web Site: www.mutigers.com

SERIES INFORMATION


UW leads series 6-4 (LM: Missouri 109, UW 96 on March 19, 1994 in Ogden, Utah)

TOP RETURNEES


Name	Pos.	Ht.	Cl.	Pts.	Reb.
Keyon Dooling	G	6-3	So.	8.7	3.1*
Brian Grawer	G	6-0	Jr.	9.6	4.1
Jeff Hafer	G	6-5	Sr.	5.8	3.8

*assists per game

Syracuse



Head Coach
Jim Boeheim



Senior Center
Etan Thomas

GENERAL INFORMATION

Location: Syracuse, N.Y.
 Founded: 1870
 Enrollment: 10,400
 Colors: Orange
 Nickname: Orangemen
 Conference: Big East
 Facility: Carrier Dome
 Capacity: 33,000
 Chancellor: Kenneth Shaw
 Athletics Dir.: John Crouthamel
 1998-99 Record: 21-12 (10-8 in Big East)
 Starters Returning/Lost: 5/0
 Lettermen Returning/Lost: 8/4

COACHING STAFF

Head Coach: Jim Boeheim (Syracuse '66)
 Record at SU: 549-193 (23 yrs.)
 Career Record: same
 Assistants: Bernie Fine (Syracuse '67), Louis Orr (Syracuse '80), Mike Hopkins (Syracuse '93)
 Office Phone: (315) 443-2082

SPORTS INFORMATION

Basketball SID: Pete Moore
 Office: (315) 443-2608
 Home: (315) 449-0745
 E-mail: pimoore@syr.edu
 SID Fax: (315) 443-2076
 Press Row: (315) 443-4241
 Web Site: www.suathletics.com

SERIES INFORMATION

UW leads series 1-0 (31-24 on Jan. 3, 1927 in Cleveland, Ohio)

TOP RETURNEES


Name	Pos.	Ht.	Cl.	Pts.	Reb.
Ryan Blackwell	F	6-8	Sr.	11.7	7.8
Jason Hart	G	6-3	Sr.	13.9	4.3*
Etan Thomas	C	6-9	Sr.	12.3	7.4

*assists per game

Princeton



Head Coach
Bill Carmody



Senior Forward
Mason Rocca

GENERAL INFORMATION

Location: Princeton, N.J.
 Founded: 1746
 Enrollment: 4,600
 Colors: Orange and Black
 Nickname: Tigers
 Conference: Ivy League
 Facility: Jadwin Gym
 Capacity: 6,854
 President: Harold T. Shapiro
 Athletics Dir.: Gary D. Walters
 1998-99 Record: 22-8 (11-3 in Ivy League)
 Starters Returning/Lost: 3/2
 Lettermen Returning/Lost: 10/4

COACHING STAFF

Head Coach: Bill Carmody (Union '75)
 Record at PU: 73-14 (3 yrs.)
 Career Record: same
 Assistants: Joe Scott (Princeton '87), John Thompson III (Princeton '87), Howard Levy (Princeton '85)
 Office Phone: (609) 258-3512

SPORTS INFORMATION

Basketball SID: Jerry Price
 Office: (609) 258-3569
 Home: (215) 321-1224
 E-mail: jprice@princeton.edu
 SID Fax: (609) 258-2399
 Press Row: (609) 258-2130
 Web Site: www.goprincetontigers.com

SERIES INFORMATION

Series is tied at 2-2 (LM: Princeton 54, UW 49 on Dec. 28, 1985 in Tucson, Ariz.)

TOP RETURNEES

Name	Pos.	Ht.	Cl.	Pts.	Reb.
Chris Young	C	6-11	So.	12.9	5.3
Mason Rocca	F	6-9	Sr.	7.7	5.9
C.J. Chapman	G	6-1	Jr.	4.1	1.7




BALL STATE


NOV. 20 AT WISCONSIN • 1 p.m. CST • Madison, Wis. • Kohl Center (17,142)



Head Coach
Ray McCallum



Senior Guard
Duane Clemens



Basketball SID
Joe Hernandez

GENERAL INFORMATION

Location: Muncie, Ind.
 Founded: 1918
 Enrollment: 18,528
 Colors: Cardinal and White
 Nickname: Cardinals
 Conference: Mid-American
 Facility: University Arena
 Capacity: 11,500
 President: Dr. John Worthen
 Athletics Dir.: Andrea Seger
 1998-99 Record: 16-11
 Conference Record: 10-8
 Starters Returning/Lost: 3/2
 Lettermen Returning/Lost: 10/2

COACHING STAFF

Head Coach: Ray McCallum
 Alma Mater: Ball State '83
 Record at BSU: 104-67 (6 yrs.)
 Career Record: same
 Assistants:
 Jerry Francis (Ohio State '91)
 John Fitzpatrick (Bowling Green '80)
 Scot Bunnel (Ball State '96)
 Office Phone: (765) 285-8141

SPORTS INFORMATION

Basketball SID: Joe Hernandez
 Office: (765) 285-8242
 Home: (765) 289-7919
 E-mail: jhernand@wp.bsue.edu
 SID Fax: (765) 285-8929
 Press Row: (765) 285-8930
 Web Site: www.bsue.edu/sports
 Fax-on-demand:
 Latest Release: NO FAX-
 Last Box Score: ON-DEMAND
 Schedule/Results: SYSTEM
 Updated Stats:

Series Notes

Wisconsin leads the all-time series 5-2, with a perfect 5-0 record in Madison ... the Cardinals won the last meeting 68-56 on Dec. 13, 1997 ... Ball State head coach Ray McCallum was an assistant at Wisconsin for 11 years (1983-93), serving under Steve Yoder and Stu Jackson.

1999-2000 SCHEDULE

NOVEMBER

20 at Wisconsin
 27 at Indiana State

DECEMBER

FIRST MERCHANTS CLASSIC
 3 CORNELL
 4 UW-MILWAUKEE or
 TROY STATE
 8 EASTERN MICHIGAN
 11 BUTLER
 18 vs. Purdue (Indianapolis)
 21 CHAMINADE
 27 at San Diego State

JANUARY

2 OHIO
 8 MARSHALL
 12 at Bowling Green
 15 at Toledo
 17 MIAMI (OH)
 19 at Western Michigan
 22 at Northern Illinois
 26 CENTRAL MICHIGAN
 29 BUFFALO

FEBRUARY

2 at Eastern Michigan
 5 at Akron
 9 KENT
 12 at Miami (OH)
 16 at Ohio
 23 TOLEDO
 26 BOWLING GREEN
 28 at Marshall

MARCH

2 MAC Tournament First Round
 (Campus Sites)
 5-8 at MAC Tournament
 (Cleveland, Ohio)

1999-2000 ROSTER

Name	Pos.	Ht.	Wt.	Cl.	PPG	RPG
Brian Burns	C	6-9	260	Jr.	1.7	1.1
Duane Clemens	G	6-0	170	Sr.	16.3	3.5
Jerome Davis	F	6-5	220	Jr.	5.4	3.2
Mark Farris	F	6-6	190	Fr.	---	---
David Galley	F	6-7	195	So.	---	---
Shane Franks	G	5-11	190	Sr.	3.6	0.6
Corey Harris	F/C	6-8	230	So.	---	---
Mickey Hosier	G	5-11	160	Sr.	4.7	2.8*
Patrick Jackson	G	5-10	150	So.	4.9	1.6
Lonnie Jones	C	6-11	215	So.	3.8	4.3
Billy Lynch	G	5-9	158	Jr.	0.4	0.2
Cedric Moodie	G	6-2	190	Jr.	7.1	2.7
Josh Murray	F	6-7	200	So.	5.4	5.3
Rob Robbins	G	6-4	180	Fr.	---	---
Theron Smith	F	6-8	230	Fr.	---	---

*assists per game



Ball State's University Arena




UW-MILWAUKEE



NOV. 23 AT UW-MILWAUKEE • 7 p.m. CST • Milwaukee, Wis. • Klotsche Center (5,000)



Head Coach
Bo Ryan



Junior Center
Chad Angeli



Basketball SID
Traci Huntemann-Piatt

1999-2000 SCHEDULE

NOVEMBER

- 20 at Central Michigan
- 23 WISCONSIN
- 27 at Missouri-Kansas City
- 30 MOUNT SENARIO

DECEMBER

- at First Merchants Classic (Muncie, Ind.)
- 3 vs. Troy State
- 4 vs. Ball State or Cornell
- 6 MICHIGAN TECH
- 8 at Iowa State
- 11 FARLEIGH DICKINSON
- 27 at Cincinnati
- 30 at Utah

JANUARY

- 3 STONY BROOK
- 8 at UW-Green Bay
- 13 ILLINOIS-CHICAGO
- 15 LOYOLA CHICAGO
- 20 at Wright State
- 22 at Butler
- 27 DETROIT
- 29 CLEVELAND STATE

FEBRUARY

- 5 UW-GREEN BAY
- 10 at Loyola Chicago
- 12 at Illinois-Chicago
- 15 CHICAGO STATE
- 17 BUTLER
- 19 WRIGHT STATE
- 24 at Cleveland State
- 26 at Detroit

MARCH

- 4-7 at MCC Championship (Chicago, Ill.)

GENERAL INFORMATION

Location: Milwaukee, Wis.
 Founded: 1885
 Enrollment: 22,984
 Colors: Black and Gold
 Nickname: Panthers
 Conference: Midwestern Collegiate
 Facility: Klotsche Center
 Capacity: 5,000
 Chancellor: Dr. Nancy L. Zimpher
 Athletics Dir.: Bud Haidet
 1998-99 Record: 8-19
 Conference Record: 5-9
 Starters Returning/Lost: 2/3
 Lettermen Returning/Lost: 4/8

COACHING STAFF

Head Coach: Bo Ryan
 Alma Mater: Wilkes College '69
 Record at UWM: first year
 Career Record: 353-76
 Assistants:
 Rob Jeter (UW-Platteville '92)
 Greg Gard (UW-Platteville '95)
 Saul Phillips (UW-Platteville '96)
 Office Phone: (414) 229-6574

SPORTS INFORMATION

Basketball SID: Traci Huntemann-Piatt
 Office: (414) 229-5674
 Home: (414) 548-9991
 E-mail: thpiatt@csd.uwm.edu
 SID Fax: (414) 229-6759
 Press Row: (414) 229-6276
 Web Site: www.uwmpanthers.com
 Fax-on-demand:
 Latest Release: NO FAX-
 Last Box Score: ON-DEMAND
 Schedule/Results: SERVICE
 Updated Stats:

Series Notes

Wisconsin holds a 15-1 advantage in the all-time series, including a 75-63 victory last season ... this will be the first time since 1920 that the teams have squared off in Milwaukee, where UW has won the previous five meetings ... this is the eighth consecutive season the Badgers and Panthers have hooked up.

1999-2000 ROSTER

Name	Pos.	Ht.	Wt.	Cl.	PPG	RPG
Chad Angeli	C	6-9	240	Jr.	14.9	5.3
Adrian Coffey	F	6-5	240	Jr.	---	---
Jason Frederick	G	6-4	185	Fr.	---	---
Shaun Fountain	G	5-10	175	Sr.	8.2	3.5
Ronnie Jones	G	5-9	165	Fr.	---	---
Kolombo Kadima	G	6-2	185	Fr.	---	---
Kyle Kickert	C	6-7	245	So.	0.8	0.5
Justin Lettenberger	F	6-6	190	Fr.	---	---
Mike Sowder	F	6-9	260	Jr.	---	---
Clay Tucker	G	6-3	195	Fr.	---	---
Dan Weisse	G	5-11	175	Fr.	---	---
Reggie Wheeler	G	6-5	210	Jr.	1.0	0.7



UW-Milwaukee's Klotsche Center




WAKE FOREST



NOV. 30 AT WAKE FOREST • 6 p.m. CST • Winston-Salem, N.C. • Lawrence Joel Coliseum (14,407)



Head Coach
Dave Odom



Junior Guard
Robert O'Kelley



Basketball SID
Chris Kapo

GENERAL INFORMATION

Location: Winston-Salem, N.C.
 Founded: 1834
 Enrollment: 3,836
 Colors: Old Gold and Black
 Nickname: Demon Deacons
 Conference: Atlantic Coast
 Facility: Lawrence Joel Coliseum
 Capacity: 14,407
 President: Dr. Thomas Hearn, Jr.
 Athletics Dir.: Ron Wellman
 1998-99 Record: 17-14
 Conference Record: 7-9
 Starters Returning/Lost: 4/1
 Lettermen Returning/Lost: 11/1

COACHING STAFF

Head Coach: Dave Odom
 Alma Mater: Guilford '65
 Record at WFU: 199-107 (10 yrs.)
 Career Record: 237-149 (13 yrs.)
 Assistants:
 Frank Haith (Elon '88)
 Ernie Nestor (Alderson-Broadus '68)
 Russell Turner (Hampden-Sydney '92)
 Office Phone: (336) 758-5622

1999-2000 ROSTER

Name	Pos.	Ht.	Wt.	Cl.	PPG	RPG
Niki Arinze	F	6-5	230	So.	3.2	2.4
Craig Dawson	G	6-5	205	So.	8.1	2.4
Tate Decker	F/C	6-10	225	Jr.	---	---
Jim Fitzpatrick	G	6-0	181	Sr.	0.9	1.0
Tim Fuller	G	6-4	205	Sr.	0.6	0.1
Broderick Hicks	G	6-1	177	So.	4.8	1.9
Josh Howard	F	6-6	215	Fr.	---	---
Ervin Murray	G	6-5	195	So.	3.1	2.3
Robert O'Kelley	G	6-1	187	Jr.	17.5	2.3
Antwan Scott	F	6-8	208	So.	4.2	1.8
Josh Shoemaker	C	6-9	233	Jr.	3.9	4.5
Darius Songaila	F	6-9	239	So.	12.1	5.3
Rafael Vidauretta	C	6-9	255	Jr.	6.2	6.6

SPORTS INFORMATION

Basketball SID: Chris Kapo
 Office: (336) 758-5640
 Home: (336) 774-9054
 E-mail: kapojc@wfu.edu
 SID Fax: (336) 758-5140
 Press Row: (336) 727-2945
 Web Site: www.wakeforestsports.com
 Fax-on-demand: (336) 854-5859
 Game Notes: 91151
 Updated Stats: 91152
 Last Box Score: 91153
 Roster: 91154

Series Notes

This will be the first meeting between Wake Forest and Wisconsin ... this match-up is part of the inaugural Big Ten/ACC Challenge ... after defeating Virginia 66-56 in the Top of the World Classic last season, the Badgers are 5-1 all-time against teams currently in the ACC ... UW head coach Dick Bennett is 0-1 against the Demon Deacons (loss at UW-Green Bay).

1999-2000 SCHEDULE

NOVEMBER

20 CAMPBELL
 22 at Navy
 27 MD-EASTERN SHORE
 30 WISCONSIN

DECEMBER

4 TEMPLE
 11 Georgia (at Atlanta, Ga.)
 15 UNC GREENSBORO
 17 HIGH POINT
 20 at Arkansas
 at Rainbow Classic (Honolulu)
 28 vs. Oregon
 29 vs. TBA
 30 vs. TBA

JANUARY

4 FLORIDA STATE
 9 at Clemson
 12 NORTH CAROLINA
 16 at North Carolina State
 19 at Maryland
 22 DUKE
 27 at Georgia Tech
 30 VIRGINIA

FEBRUARY

2 at Davidson
 5 at Florida State
 8 CLEMSON
 12 at North Carolina
 15 NORTH CAROLINA STATE
 19 MARYLAND
 22 at Duke
 27 GEORGIA TECH

MARCH

2 at Virginia
 9-12 at ACC Tournament
 (Charlotte, N.C.)





Wake Forest's Lawrence Joel Coliseum




RHODE ISLAND

DEC. 3 AT WISCONSIN • 7 p.m. CST • Madison, Wis. • Kohl Center (17,142)



Head Coach
Jerry DiGregorio



Senior Forward
Luther Clay



Basketball SID
Mike Ballweg

GENERAL INFORMATION

Location: Kingston, R.I.
 Founded: 1892
 Enrollment: 13,437
 Colors: Light Blue, Dark Blue and White
 Nickname: Rams
 Conference: Atlantic 10
 Facility: Providence Civic Center/
 Keaney Gymnasium
 Capacity: 12,641/3,385
 President: Dr. Robert Carothers
 Athletics Dir.: Ron Petro
 1998-99 Record: 20-13
 Conference Record: 10-6
 Starters Returning/Lost: 2/3
 Lettermen Returning/Lost: 6/4

COACHING STAFF

Head Coach: Jerry DiGregorio
 Alma Mater: St. John's '88
 Record at URI: first year
 Career Record: first year
 Assistants:
 Jeff Jones (Virginia '82)
 Tom Garrick (Rhode Island '89)
 TBA
 Office Phone: (401) 874-2544

SPORTS INFORMATION

Basketball SID: Mike Ballweg
 Office: (401) 874-2401
 Home: (401) 364-6655
 E-mail: mballweg@uri.edu
 SID Fax: (401) 874-5354
 Press Row: (401) 737-9737 (Civic Center)
 (401) 874-5359 (Keaney Gym)
 Web Site: www.uri.edu/athletics
 Fax-on-demand: (201) 947-0299
 Release/Stats: 1702
 Roster: 1705
 Last Box Score: 1706

Series Notes

Last season was the first meeting ever between these two teams and the Badgers were victorious, taking a 65-59 decision at URI on Nov. 28 ... Wisconsin is 8-5 all-time against teams currently in the Atlantic 10.

1999-2000 SCHEDULE

NOVEMBER

21 TULSA
 at Big Island Invitational (Honolulu)
 26 vs. Santa Clara
 27 vs. Cincinnati/Cleveland State
 28 vs. TBA

DECEMBER

1 at Brown
 3 at Wisconsin
 7 PROVIDENCE
 11 at UNC Charlotte
 14 at San Francisco
 18 AKRON
 at Sierra SunClassic (El Paso, Texas)
 28 at Texas-El Paso
 29 vs. Murray State/Kent State

JANUARY

5 at Temple
 9 XAVIER
 11 at Siena
 15 at La Salle
 18 DUQUESNE
 22 at Massachusetts
 25 ST. JOSEPH'S
 29 at St. Bonaventure

FEBRUARY

1 at Fordham
 5 TEMPLE
 9 at St. Joseph's
 12 VIRGINIA TECH
 17 ST. BONAVENTURE
 19 at George Washington
 22 MASSACHUSETTS
 26 at Dayton

MARCH

4 FORDHAM
 8-11 at Atlantic 10 Tournament
 (Philadelphia, PA)

1999-2000 ROSTER

Name	Pos.	Ht.	Wt.	Cl.	PPG	RPG
Tavorris Bell	F	6-6	210	So.	9.3	3.4
Ivan Bracic	F	6-7	205	Fr.	---	---
Ed Brown	C	6-8	275	Sr.	5.5	4.3
Joe Casper	C	6-10	235	Jr.	---	---
Luther Clay	F	6-9	225	Sr.	9.5	6.0
Zach Marbury	G	6-3	185	So.	---	---
David Smith	G	6-5	210	Sr.	1.5	0.5
Tip Vinson	G	6-4	190	So.	3.3	1.6
Andrew Wafula	C	6-10	195	So.	0.9	0.3
Leroy Womack	F	6-9	210	Jr.	---	---
Brian Woodward	G	6-3	180	Fr.	---	---



The Providence Civic Center




TEXAS



DEC. 7 AT WISCONSIN • 7 p.m. CST • Madison, Wis. • Kohl Center (17,142)



Head Coach
Rick Barnes



Junior Center
Chris Mihm



Basketball SID
Scott McConnell

GENERAL INFORMATION

Location: Austin, Texas
 Founded: 1883
 Enrollment: 46,386
 Colors: Burnt Orange & White
 Nickname: Longhorns
 Conference: Big 12
 Facility: Frank Erwin Center
 Capacity: 16,175
 President: Dr. Larry Faulkner
 Athletics Dir.: DeLoss Dodds
 1998-99 Record: 19-13
 Conference Record: 13-3
 Starters Returning/Lost: 3/2
 Lettermen Returning/Lost: 5/3

COACHING STAFF

Head Coach: Rick Barnes
 Alma Mater: Lenoir-Rhyne '77
 Record at UT: 19-13 (1 yr.)
 Career Record: 221-147 (12 yrs.)
 Assistants:
 Brian Cousins (Providence '91)
 Rob Lanier (St. Bonaventure '90)
 Ed Kohtala (Maine '81)
 Office Phone: (512) 471-5816

SPORTS INFORMATION

Basketball SID: Scott McConnell
 Office: (512) 471-1345
 Home: (512) 428-9351
 E-mail: smcconnell@athletics.utexas.edu
 SID Fax: (512) 471-6040
 Press Row: (512) 471-4246
 Web Site: www.TexasSports.com
 Fax-on-demand:
 Latest Release: NO FAX-
 Last Box Score: ON-DEMAND
 Schedule/Results: SYSTEM
 Updated Stats:

Series Notes

Texas and Wisconsin meet for the third time in four years ... the Badgers hold a 2-1 series advantage over UT after winning last season's game in Austin 65-62 ... the Longhorns eliminated Wisconsin from the NCAA Tournament in 1997 with a 71-58 victory in the first round.

1999-2000 SCHEDULE

NOVEMBER

20 S.W. LOUISIANA
 at San Juan Shootout (Bayamon, P.R.)
 25 vs. Arizona State
 26 vs. DePaul/American
 27 vs. TBA

DECEMBER

4 ARIZONA
 7 at Wisconsin
 11 SAN DIEGO
 18 WOFFORD
 22 at Utah
 28 NIAGARA

JANUARY

2 HOUSTON
 6 BAYLOR
 10 at Connecticut
 12 at Texas A&M
 15 OKLAHOMA
 19 at Oklahoma State
 22 at Texas Tech
 25 NEBRASKA
 29 COLORADO
 31 at Oklahoma

FEBRUARY

5 at Massachusetts
 9 TEXAS TECH
 12 at Missouri
 16 OKLAHOMA STATE
 19 at Baylor
 22 at Iowa State
 26 TEXAS A&M
 28 KANSAS


MARCH

4 at Kansas State
 9-12 at Big 12 Tournament
 (Kansas City, Mo.)

1999-2000 ROSTER

Name	Pos.	Ht.	Wt.	Cl.	PPG	RPG
Roosevelt Brown	G	6-3	175	Fr.	---	---
William Clay	G	6-2	185	Sr.	8.1	2.7
Darren Kelly	G	6-3	185	Jr.	---	---
Chris McColpin	G	6-0	170	Jr.	1.7	1.1*
Chris Mihm	C	7-0	262	Jr.	13.7	11.0
Gabe Muoneke	F	6-7	250	Sr.	16.5	6.6
Chris Ogden	F	6-7	215	Fr.	---	---
Chris Owens	F	6-8	232	So.	---	---
Ivan Wagner	G	6-1	195	Sr.	6.1	4.0*
Lawrence Williams	G	6-1	185	Jr.	---	---
William Wyatt	F	6-7	220	Fr.	---	---

*assists per game



Texas' Frank Erwin Center




UW-GREEN BAY


DEC. 8 AT WISCONSIN • 7 p.m. CST • Madison, Wis. • Kohl Center (17,142)



Head Coach
Mike Heideman



Senior Guard
B.J. LaRue



Basketball SID
Brian Nicol

GENERAL INFORMATION

Location: Green Bay, Wis.
 Founded: 1965
 Enrollment: 5,600
 Colors: Green, Red and White
 Nickname: Phoenix
 Conference: Midwestern Collegiate
 Facility: Brown County Arena
 Capacity: 5,600
 Chancellor: Dr. Mark Perkins
 Athletics Dir.: Otis Chambers
 1998-99 Record: 20-11
 Conference Record: 9-5
 Starters Returning/Lost: 4/2
 Lettermen Returning/Lost: 6/4

COACHING STAFF

Head Coach: Mike Heideman
Alma Mater: UW-La Crosse '71
Record at UWGB: 76-41 (4 yrs.)
Career Record: 142-70 (8 yrs.)
Assistants:
 Bob Semling (UW-Eau Claire '81)
 Ben Johnson (UW-Green Bay '92)
 Woody Wilson (UW-Oshkosh '65)
Office Phone: (920) 465-2145

SPORTS INFORMATION

Basketball SID: Brian Nicol
Office: (920) 465-2498
Home: (920) 406-0576
E-mail: nicolb@uwgb.edu
SID Fax: (920) 465-2357
Press Row: (920) 494-0711
Web Site: www.gbphoenix.com
Fax-on-demand:
Schedule/Stats: NO FAX-
Latest Release: ON-DEMAND
Roster: SYSTEM
Last Box Score:

Series Notes

Current Wisconsin head coach Dick Bennett was the head man at UWGB for 10 seasons before taking over the Badgers ... this is the first time he will be facing his former team ... the last time UW-Green Bay and Wisconsin met was during the 1994-95 season, Bennett's final one at UWGB ... the Badgers are 5-0 all-time against the Phoenix.

1999-2000 SCHEDULE

NOVEMBER

20 UNC WILMINGTON
 23 at East Carolina
 at SoCon Holiday Tourney (Greenville, S.C.)
 27 vs. Old Dominion

DECEMBER

2 at Northern Iowa
 4 MIAMI (OH)
 8 at Wisconsin
 11 at Kent
 18 SOUTHWEST TEXAS STATE
 23 APPALACHIAN STATE
 ONEIDA BINGO & CASINO CLASSIC
 29 (Western Kentucky, Drexel,
 Austin Peay)
 30

JANUARY

3 at San Francisco
 8 UW-MILWAUKEE
 13 LOYOLA CHICAGO
 15 ILLINOIS-CHICAGO
 20 at Butler
 22 at Wright State
 27 CLEVELAND STATE
 29 DETROIT
 31 ST. BONAVENTURE

FEBRUARY

5 at UW-Milwaukee
 10 at Illinois-Chicago
 12 at Loyola Chicago
 17 WRIGHT STATE
 19 BUTLER
 24 at Detroit
 26 at Cleveland State

MARCH

4-7 at MCC Championship
 (Chicago, Ill.)

1999-2000 ROSTER

Name	Pos.	Ht.	Wt.	Cl.	PPG	RPG
Gene Babcock	C	6-9	235	Fr.	---	---
DeVante Blanks	G	5-10	160	So.	1.7	0.5
Jerry Carstensen	F	6-7	220	Sr.	10.1	4.2
Chancellor Collins	G/F	6-4	190	Fr.	---	---
Lance Hargrove	G/F	6-4	175	Fr.	---	---
Chris Hempel	C	6-9	245	Fr.	---	---
Aaron Jessup	G	6-4	195	So.	---	---
Mike King	F	6-8	220	Fr.	---	---
Paul Kraft	G	6-3	186	Jr.	3.7	2.0
B.J. LaRue	G	6-4	190	Sr.	13.2	4.2
Greg Monfre	G	6-0	170	Fr.	---	---
Ryan Mueller	G/F	6-6	215	So.	4.5	2.4
Jeremy Pfister	G/F	6-5	215	Sr.	1.1	1.1
Ben Royton	G	6-1	185	Sr.	1.0	0.1
Derek Scheidt	G	6-3	180	Fr.	---	---

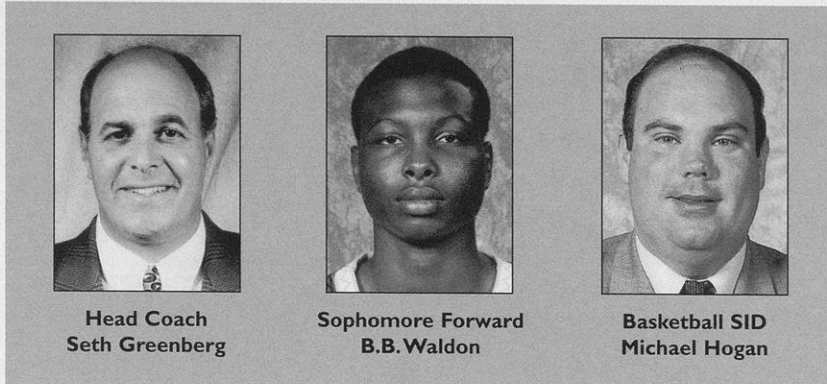


UW-Green Bay's Brown County Arena



SOUTH FLORIDA

DEC. 11 AT SOUTH FLORIDA • 6 p.m. CST • Tampa, Fla. • Sun Dome (10,411)



Head Coach
Seth Greenberg

Sophomore Forward
B.B. Waldon

Basketball SID
Michael Hogan

GENERAL INFORMATION

Location: Tampa, Fla.
 Founded: 1956
 Enrollment: 37,000
 Colors: Green and Gold
 Nickname: Bulls
 Conference: Conference USA
 Facility: Sun Dome
 Capacity: 10,411
 President: Betty Castor
 Athletics Dir.: Paul Griffin
 1998-99 Record: 14-14
 Conference Record: 6-10
 Starters Returning/Lost: 4/1
 Lettermen Returning/Lost: 7/3

COACHING STAFF

Head Coach: Seth Greenberg
 Alma Mater: Farleigh Dickinson '78
 Record at USF: 39-46 (three yrs.)
 Career Record: 142-116 (eight yrs.)
 Assistants:
 David Zimroth (Florida State '78)
 Mike Madagan (Northern Illinois '88)
 Clyde Vaughn (Pittsburgh '84)
 Office Phone: (813) 974-3252

SPORTS INFORMATION

Basketball SID: Michael Hogan
 Office: (813) 974-4092
 Home: (813) 972-4059
 E-mail: Hogan@admin.usf.edu
 SID Fax: (813) 974-5328
 Press Row: (813) 974-3287
 Web Site: www.gousfbulls.com
 Fax-on-demand: (201) 585-5404
 Latest Release: 1511
 Stats/Results: 1512
 Notes: 1514
 Last Box Score: 1515

Series Notes

This will be the third meeting between USF and Wisconsin, with the Badgers winning the previous two ... the last time these two teams squared off was in 1988, a 58-55 Badger victory in Tampa ... the UW has a 66-67 record against teams currently in Conference USA.

1999-2000 SCHEDULE

NOVEMBER

27 at George Washington
 29 at Tennessee

DECEMBER

3 at Central Florida
 9 DUQUESNE
 11 WISCONSIN
 13 at Florida Atlantic
 at Pearl Harbor Classic (Laie, Hawaii)
 21 vs. The Citadel
 22 vs. TBA
 23 vs. TBA
 29 HARVARD

JANUARY

3 MORGAN STATE
 5 UAB
 8 FLORIDA STATE
 12 at Memphis
 15 at UAB
 17 CLEVELAND STATE
 19 at Tulane
 22 SOUTHERN MISS
 26 HOUSTON
 29 at Cincinnati

FEBRUARY

5 SAINT LOUIS
 8 at DePaul
 13 UNC CHARLOTTE
 16 TULANE
 19 at Houston
 24 MARQUETTE
 26 at Southern Miss
 29 at Louisville

MARCH

4 MEMPHIS
 8-11 at C-USA Tournament (Memphis, Tenn.)

1999-2000 ROSTER

Name	Pos.	Ht.	Wt.	Cl.	PPG	RPG
Chonsy Asbury	F	6-6	200	Jr.	11.5	4.2
Raheim Brown	F	6-10	200	So.	3.7	3.1
Marlon Dawson	G	6-1		Jr.	---	---
Altron Jackson	F	6-6	195	So.	8.9	2.8
Haven Jackson	G	6-2	200	So.	---	---
Scott Johnson	F	6-10	250	Sr.	11.0	5.0
Reggie Kohn	G	6-1		Fr.	---	---
Will McDonald	C	6-11	235	Fr.	---	---
Gerrick Morris	F	6-9		Fr.	---	---
Artha Reeves	F	6-7	210	Jr.	5.5	3.2
Sam Sanders	F	6-4	215	Jr.	---	---
Cedric Smith	F	6-4	215	Jr.	9.8	6.5
B.B. Waldon	F	6-8	210	So.	16.2	7.0



South Florida's Sun Dome




NORTHERN ILLINOIS




DEC. 14 AT NORTHERN ILLINOIS • 7:05 p.m. CST • DeKalb, Ill. • Chick Evans Field House (6,044)



Head Coach
Brian Hammel



Senior Forward
T.J. Lux



Basketball SID
Michael Molde

GENERAL INFORMATION

Location: DeKalb, Ill.
 Founded: 1895
 Enrollment: 22,473
 Colors: Cardinal and Black
 Nickname: Huskies
 Conference: Mid-American
 Facility: Chick Evans Field House
 Capacity: 6,044
 President: John E. La Tourette
 Athletics Dir.: Cary Groth
 1998-99 Record: 6-20
 Conference Record: 2-16
 Starters Returning/Lost: 4/1
 Lettermen Returning/Lost: 9/5

COACHING STAFF

Head Coach: Brian Hammel
 Alma Mater: Bentley College '75
 Record at NIU: 103-117 (eight yrs.)
 Career Record: 194-187 (14 yrs.)
 Assistants:
 Benjy Taylor (Richmond '89)
 Andy Greer (SUNY-Brockport '84)
 Ryan Marks (Southern California '93)
 Office Phone: (815) 753-1633

SPORTS INFORMATION

Basketball SID: Michael Molde
 Office: (815) 753-1706
 Home: (815) 754-0525
 E-mail: mmolde@niu.edu
 SID Fax: (815) 753-9540
 Press Row: (815) 753-0628
 Web Site: www.niu.edu/athletics
 Fax-on-demand: (770) 399-0096
 MAC Passcode: 622
 NIU Men's Basketball: 3032

Series Notes

Wisconsin leads the all-time series 10-1, including last season's 67-52 victory at the Kohl Center ... prior to last season's meeting, the two teams hadn't played since 1988 ... UW has beaten the Huskies eight consecutive times ... UW head coach Dick Bennett is 16-2 lifetime against NIU.

1999-2000 SCHEDULE

NOVEMBER

19-20 at Doral/FIU Tip-Off Classic (Miami, Fla.)
 24 at New Orleans

DECEMBER

2 ILLINOIS-CHICAGO
 14 WISCONSIN
 18 at Western Michigan
 21 at Wright State
 28-29 at Fairfield Univ. Tourn. (Fairfield, Conn.)

JANUARY

3 at Miami (OH)
 5 at Ohio
 8 BOWLING GREEN
 12 KENT STATE
 15 at Eastern Michigan
 19 at Central Michigan
 22 BALL STATE
 29 TOLEDO

FEBRUARY

2 WESTERN MICHIGAN
 5 at Buffalo
 8 Akron
 12 at Marshall
 17 MIAMI (OH)
 19 OHIO
 23 EASTERN MICHIGAN
 26 at Kent State
 28 at Bowling Green

MARCH

2 MAC Tournament First Round (Campus sites)
 5-8 at MAC Tournament (Cleveland, Ohio)

1999-2000 ROSTER

Name	Pos.	Ht.	Wt.	Cl.	PPG	RPG
Mike Brown	G	6-0	171	Jr.	10.9	2.4
Steve Determan	F/C	6-9	216	Jr.	7.6	5.3
Ephraim Eaddy	G	5-10	170	Sr.	7.3	4.4*
Marcus Jankus	G	5-11	198	Fr.	---	---
Rey Jones	G/F	6-1	200	Sr.	10.2	5.0
Stephen Jones	G	6-3	185	Jr.	---	---
T.J. Lux	C/F	6-9	245	Sr.	13.8	9.4
Michael Morrison	C/F	6-9	230	Fr.	---	---
Matthew Nelson	C/F	6-9	220	So.	3.7	3.8
Charlie Ries	F	6-6	237	Jr.	2.6	2.8
Leon Rodgers	F	6-6	216	So.	8.3	4.3
Jerry Sanders	F/C	6-8	205	Fr.	---	---
Garrett Thomas	G	6-0	173	So.	2.1	0.8
Morgan Thompson	G	6-0	175	Fr.	---	---

*assists per game



Northern Illinois' Chick Evans Field House



MARQUETTE



DEC. 23 AT WISCONSIN • 7 p.m. CST • Madison, Wis. • Kohl Center (17,142)



Head Coach
Tom Crean



Junior Guard
Brian Wardle



Basketball SID
Kathleen Hohl

GENERAL INFORMATION

Location: Milwaukee, Wis.
 Founded: 1881
 Enrollment: 10,600
 Colors: Blue and Gold
 Nickname: Golden Eagles
 Conference: Conference USA
 Facility: Bradley Center
 Capacity: 19,150
 President: Rev. Robert A. Wild, S.J.
 Athletics Dir.: Bill Cords
 1998-99 Record: 14-15
 Conference Record: 6-10
 Starters Returning/Lost: 4/1
 Lettermen Returning/Lost: 10/2

COACHING STAFF

Head Coach: Tom Crean
 Alma Mater: Central Michigan '89
 Record at MU: first year
 Career Record: first year
 Assistants:
 Tim Buckley (Bemidji State '86)
 Dwayne Stephens (Michigan State '93)
 Darin Horn (Western Kentucky '95)
 Office Phone: (414) 288-7130

SPORTS INFORMATION

Basketball SID: Kathleen Hohl
 Office: (414) 288-5287
 Home: (414) 427-3091
 E-mail: kathleen.hohl@marquette.edu
 SID Fax: (414) 288-6519
 Press Row: (414) 227-0580
 Web Site: www.gomarquette.com
 Fax-on-demand: (201) 585-5404
 Latest Release: 1711
 Stats/Results: 1712
 Notes: 1714
 Last Box Score: 1715

Series Notes

Wisconsin leads the all-time series 57-49 after last season's 61-45 victory on Dec. 23 in the Bradley Center ... MU first-year head coach Tom Crean was 9-4 against Wisconsin while he was an assistant under Tom Izzo at Michigan State ... current MU assistant coach Tim Buckley was an assistant at Wisconsin in 1993-94 ... since 1959, these two teams have met at least once every season except 1985.

1999-2000 SCHEDULE

NOVEMBER

20 CHICAGO STATE
 23 at Minnesota
 27 WOFFORD

DECEMBER

BLUE & GOLD CLASSIC
 3 WESTERN MICHIGAN
 4 APPALACHIAN. ST./TOLEDO

 7 DAYTON
 11 at Baylor
 20 HAMPTON
 23 at Wisconsin
 29 COPPIN STATE

JANUARY

2 XAVIER
 5 SAINT LOUIS
 8 at Cincinnati
 12 at DePaul
 15 LOUISVILLE
 19 UNC CHARLOTTE
 23 CINCINNATI
 26 at Saint Louis
 29 at UNC Charlotte

FEBRUARY

2 at Southern Miss
 5 HOUSTON
 13 at Louisville
 16 DE PAUL
 24 at South Florida
 26 MEMPHIS

MARCH

1 UAB
 4 at Tulane
 8-11 at C-USA Tournament
 (Memphis, Tenn.)

1999-2000 ROSTER

Name	Pos.	Ht.	Wt.	Cl.	PPG	RPG
Brian Barone	G	6-0	175	Jr.	---	---
Greg Clausen	C	6-11	265	Jr.	3.4	3.5
John Cliff	G	6-2	210	Sr.	9.5	3.7
David Diggs	G	6-4	203	So.	4.0	0.7
Pat Duffy	G	6-0	170	So.	0.4	0.3
Jon Harris	F	6-7	213	So.	2.1	2.4
Cordell Henry	G	5-9	160	So.	7.2	3.2*
Krunti Hester	F	6-5	205	Fr.	---	---
Bart Miller	G/F	6-5	205	Sr.	1.1	1.4
John Mueller	C	6-11	232	Jr.	1.9	3.2
Oluma Nnamaka	F	6-7	213	So.	6.7	4.9
John Polonowski	F	6-8	235	Sr.	3.0	1.6
Brian Wardle	G	6-5	212	Jr.	12.3	3.3

*assists per game




The Bradley Center



TEMPLE

DEC. 29 AT WISCONSIN • 7 p.m. CST • Madison, Wis. • Kohl Center (17,142)



Head Coach
John Chaney



Senior Forward
Lamont Barnes



Basketball SID
Brian Kirschner

GENERAL INFORMATION

Location: Philadelphia, Pa.
 Founded: 1884
 Enrollment: 30,000
 Colors: Cherry and White
 Nickname: Owls
 Conference: Atlantic 10
 Facility: The Forum at the Apollo of Temple
 Capacity: 10,206
 President: Peter J. Liacouras
 Athletics Dir.: Dave O'Brien
 1998-99 Record: 24-11
 Conference Record: 13-3
 Starters Returning/Lost: 4/1
 Lettermen Returning/Lost: 9/2

COACHING STAFF

Head Coach: John Chaney
 Alma Mater: Bethune-Cookman '55
 Record at TU: 380-160 (17 yrs.)
 Career Record: 605-219 (27 yrs.)
 Assistants:
 Dean Demopoulos (West Chester '77)
 Nate Blackwell (Temple '90)
 Dan Leibovitz (Pennsylvania '96)
 Office Phone: (215) 204-7443

SPORTS INFORMATION

Basketball SID: Brian Kirschner
 Office: (215) 204-7445
 Home: (215) 635-2652
 E-mail: bkirschn@nimbus.temple.edu
 SID Fax: (215) 204-7499
 Press Row: (215) 204-7445
 Web Site: www.owlsports.com
 Fax-on-demand: CONTACT
 Notes: TEMPLE
 Statistics: SPORTS
 Roster: INFORMATION
 Latest Boxscore: OFFICE

Series Notes

This marks the fourth consecutive season in which the Badgers and Owls have squared off, with the UW winning three of those contests ... all-time, Wisconsin owns a 3-2 advantage over Temple ... UW came away with a 63-56 victory at Temple last season.

1999-2000 SCHEDULE

NOVEMBER

21 MIAMI (OH)
 26 vs. Indiana (Springfield, Mass.)
 29 at Florida State

DECEMBER

4 at Wake Forest
 8 vs. Gonzaga (Chicago, Ill.)
 15 VILLANOVA
 22 PENN STATE
 27 at Cleveland State
 29 at Wisconsin

JANUARY

5 RHODE ISLAND
 8 ST. JOSEPH'S
 12 at Fordham
 15 at St. Bonaventure
 18 at La Salle
 20 PENNSYLVANIA
 22 VIRGINIA TECH
 25 XAVIER
 29 DUQUESNE

FEBRUARY

1 at Massachusetts
 5 at Rhode Island
 10 FORDHAM
 13 MARYLAND
 17 at Dayton
 20 at Cincinnati
 24 ST. BONAVENTURE
 26 MASSACHUSETTS
 29 at St. Joseph's

MARCH

4 at George Washington
 8-11 at Atlantic 10 Tournament
 (Philadelphia, Pa.)

1999-2000 ROSTER

Name	Pos.	Ht.	Wt.	Cl.	PPG	RPG
Lamont Barnes	F	6-10	230	Sr.	12.9	6.7
Mamadou Cellou Barry	F	6-8	234	So.	0.7	0.8
Lynn Greer	G	6-1	165	Jr.	10.2	1.5
Greg Jefferson	F	6-5	195	Fr.	---	---
Mark Karcher	F	6-5	220	Jr.	13.4	5.8
Kevin Lyde	G	6-9	240	So.	7.4	5.9
Ron Rollerson	C	6-10	290	So.	1.8	1.1
Pepe Sanchez	G	6-4	198	Sr.	8.2	5.2
Keaton Sanders	F	6-6	225	Sr.	1.8	1.9
Rouldra Thomas	F	6-7	205	Jr.	---	---
Quincy Wadley	G	6-4	195	Sr.	9.2	3.2
Alex Wesby	F	6-6	190	So.	---	---



The Forum at the Apollo of Temple



INDIANA




JAN. 5 AT INDIANA • 7 p.m. CST • Bloomington, Ind. • Assembly Hall (17,357)

MARCH 4/5 AT WISCONSIN • 7 p.m./3 p.m. CST • Madison, Wis. • Kohl Center (17,142)



**Head Coach
Bob Knight**



**Senior Guard
A.J. Guyton**

GENERAL INFORMATION

Location: Bloomington, Ind.
 Founded: 1820
 Enrollment: 36,000
 Colors: Crimson and Cream
 Nickname: Hoosiers
 Conference: Big Ten
 Facility: Assembly Hall
 Capacity: 17,357
 President: Dr. Myles Brand
 Athletics Dir.: Clarence Donninger
 1998-99 Record: 23-11
 Conference Record: 9-7
 Starters Returning/Lost: 3/2
 Lettermen Returning/Lost: 10/3

COACHING STAFF

Head Coach: Bob Knight
 Alma Mater: Ohio State '62
 Record at IU: 641-231 (28 yrs.)
 Career Record: 743-281 (34 yrs.)
 Assistants:
 Mike Davis (Thomas Edison '95)
 Pat Knight (Indiana '95)
 John Treloar (Belhaven '78)
 Office Phone: (812) 855-2238

SPORTS INFORMATION

Basketball SID: TBA
 Office: (812) 855-9399
 Home: TBA
 E-mail: TBA
 SID Fax: (812) 855-9401
 Press Row: (812) 855-2754
 Web Site: www.athletics.indiana.edu
 Fax-on-demand: (800) 300-2050
 Big Ten passcode: 282
 Latest Release: 1420
 Statistics/Results: 1421
 Roster/Schedule: 1422
 Last Box Score: 1423

1999-2000 SCHEDULE

NOVEMBER
 19- at Texas Tech, 26- vs. Temple
 (Springfield, Mass.), 30- NOTRE DAME

DECEMBER
 4- vs. Kentucky (Indianapolis),
 7- at Missouri, 10-11- INDIANA CLASSIC,
 18- WYOMING, 21- vs. North Carolina
 (E. Rutherford, N.J.), 27-28- at Hoosier
 Classic (Indianapolis)

JANUARY
 5- WISCONSIN, 8- at Penn State,
 11- at Michigan State, 15- MINNESOTA,
 18- IOWA, 22- at Purdue, 25- MICHIGAN

FEBRUARY
 2- PENN STATE, 5- at Northwestern,
 9- at Minnesota, 13- at Michigan,
 19- OHIO STATE, 22- at Illinois,
 26- MICHIGAN STATE, 29/1- PURDUE

MARCH
 4/5- at Wisconsin, 9-12- at Big Ten
 Tournament (Chicago, Ill.)

1998-99 RESULTS

11/7 vs. Seton Hall% W, 83-69
 11/8 vs. South Carolina% W, 76-55
 11/14 Indiana State W, 76-70
 11/18 UAB W, 91-54
 11/23 vs. Kansas State# W, 71-70
 11/24 vs. Utah# W, 52-49
 11/25 vs. Syracuse# L, 63-76
 12/1 at Notre Dame W, 76-72 (ot)
 12/5 Temple W, 63-62
 12/8 vs. Kentucky L, 61-70 (ot)
 12/11 vs. Boise State* W, 90-66
 12/12 vs. Bowling Green* W, 81-55
 12/20 San Francisco W, 106-54
 12/27 vs. Drake& W, 102-46
 12/28 vs. Ball State& W, 72-62
 12/31 at Iowa L, 52-67
 1/3 Illinois W, 63-53
 1/5 at Michigan L, 70-82
 1/9 at Ohio State L, 56-73
 1/13 Northwestern W, 81-78
 1/16 at Purdue W, 87-76
 1/24 Michigan State L, 59-73
 1/26 at Minnesota L, 83-90 (ot)
 1/31 at Penn State W, 98-95 (2ot)
 2/3 Wisconsin W, 71-60
 2/9 Purdue L, 81-86 (ot)
 2/13 at Northwestern W, 69-62 (ot)
 2/17 Ohio State L, 67-69
 2/21 Michigan W, 73-71
 2/24 at Illinois W, 70-64 (ot)
 2/27 Iowa W, 88-81
 3/5 vs. Illinois\$ L, 66-82
 3/11 vs. George Wash.! W, 108-88
 3/13 vs. St. John's! L, 61-86

1999-2000 ROSTER

Name	Pos.	Ht.	Wt.	Cl.	PPG	RPG	Hometown
Tom Coverdale	G	6-2	185	Fr.	---	---	Noblesville, IN
Dane Fife	G	6-4	190	So.	3.3	2.1	Clarkston, MI
Tom Geyer	F	6-8	240	So.	1.0	0.7	Indianapolis, IN
A.J. Guyton	G	6-1	175	Sr.	16.0	3.4	Peoria, IL
Kirk Haston	F/C	6-10	230	So.	9.9	6.5	Lobelville, TN
Kyle Hornsby	G/F	6-5	205	Fr.	---	---	Anacoco, LA
Luke Jimenez	G	6-3	195	Sr.	1.4	0.8	Redwood Falls, MN
George Leach	F	6-11	220	Fr.	---	---	Charlotte, NC
Michael Lewis	G	6-1	180	Sr.	6.1	4.5*	Jasper, IN
Kei Madison	F	6-8	205	Fr.	---	---	Columbiana, AL
Jeffrey Newton	F	6-9	215	Fr.	---	---	Atlanta, GA
Jarrad Odle	F	6-8	210	So.	3.1	1.7	Converse, IN
Antwaan Randle El	G	5-11	180	So.	1.5	0.7	Riverdale, IL
Larry Richardson	F	6-8	230	Sr.	4.5	2.5	Orange Park, FL
Lynn Washington	F	6-7	225	Sr.	4.1	3.2	San Jose, CA

*assists per game

%NABC Classic (Indianapolis, Ind.)
 #Maui Classic (Lahaina, Hawaii)
 *Indiana Classic (Bloomington, Ind.)
 &Union Federal Classic (Indianapolis, Ind.)
 \$Big Ten Tournament (Chicago, Ill.)
 !NCAA Tournament (Orlando, Fla.)



WISCONSIN-INDIANA

UW Trails 47-88 (at Madison: 27-40; at Bloomington: 20-48; neutral site: 0-0)

SERIES FACTS

LONGEST UW WIN STREAKS

at Madison: 10 (1911-26)
at Bloomington: 5 (1912-17)
Overall: 11 (1912-19)

LARGEST UW VICTORY MARGIN

42 (51-9 in 1911 and 57-15 in 1914)

MOST POINTS, ONE TEAM

114 (Indiana 114, UW 61 in 1976)

LONGEST IU WIN STREAKS

at Bloomington: 20 (1978-present)
at Madison: 15 (1981-96)
Overall: 31 (1980-96)

LARGEST IU VICTORY MARGIN

53 (114-61 in 1976)

MOST POINTS, BOTH TEAMS

199 (UW 105, Indiana 94 in 1962)

Series Notes

Including last season's 71-60 victory, Indiana has won 20 consecutive games against the Badgers in Bloomington ... the Hoosiers have won 33 of the last 34 meetings between the two teams ... Wisconsin assistant coach Brian Hecker is a 1990 graduate of Indiana ... if UW beats Indiana this season, Dick Bennett would become the first Wisconsin coach to defeat IU twice since Bill Cofield did it three times ('77, '78, '80).

ALL-TIME RESULTS

1910.....Home.....L.....11-13	1943.....Home.....W.....57-53	1974.....Home.....L.....63-81	1986.....Away.....L.....69-78
1910.....Away.....W.....33-8	1944.....Away.....W.....62-43	1975.....Home.....L.....69-89	1987.....Away.....L.....65-103
1911.....Home.....W.....51-9	1944.....Away.....W.....52-31	1975.....Away.....L.....58-93	1987.....Home.....L.....85-86+++
1911.....Away.....L.....18-21	1947.....Home.....W.....70-49	1976.....Away.....L.....61-114	1988.....Away.....L.....53-55
1912.....Home.....W.....51-10	1948.....Away.....W.....58-54	1976.....Home.....L.....67-96	1988.....Home.....L.....74-84
1912.....Away.....W.....32-21	1949.....Home.....W.....58-48	1977.....Home.....L.....64-79	1989.....Home.....L.....58-61+
1913.....Away.....W.....30-19	1950.....Away.....L.....59-61	1977.....Away.....W.....66-64	1989.....Away.....L.....64-75
1913.....Home.....W.....48-10	1951.....Away.....L.....58-68	1978.....Home.....W.....78-65	1990.....Away.....L.....61-85
1914.....Away.....W.....57-15	1952.....Home.....L.....48-63	1978.....Away.....L.....54-58	1990.....Home.....L.....68-70
1914.....Home.....W.....46-24	1953.....Away.....L.....48-66	1979.....Away.....L.....61-82	1991.....Away.....L.....57-73
1915.....Away.....W.....39-18	1953.....Home.....L.....70-72	1979.....Home.....L.....62-68+	1991.....Home.....L.....61-74
1915.....Home.....W.....47-15	1954.....Away.....L.....67-70	1980.....Home.....W.....52-50	1992.....Home.....L.....63-79
1917.....Home.....W.....29-14	1954.....Home.....L.....74-90	1980.....Away.....L.....52-61	1992.....Away.....L.....41-66
1917.....Away.....W.....18-16	1955.....Home.....W.....77-66	1981.....Away.....L.....64-89	1993.....Home.....L.....80-87
1919.....Home.....W.....29-16	1955.....Away.....L.....58-65	1981.....Home.....L.....52-59	1994.....Away.....L.....65-78
1919.....Away.....L.....12-22	1956.....Home.....L.....71-75	1982.....Home.....L.....56-62	1995.....Away.....L.....70-73
1923.....Away.....W.....17-10	1956.....Away.....W.....69-67	1982.....Away.....L.....57-88	1995.....Home.....L.....70-72
1923.....Home.....W.....35-17	1957.....Away.....L.....68-79	1983.....Away.....L.....73-83	1996.....Away.....L.....55-81
1924.....Away.....W.....23-21	1957.....Home.....L.....74-85	1983.....Home.....L.....56-75	1996.....Home.....L.....68-76
1924.....Home.....W.....28-27	1958.....Home.....L.....87-93	1984.....Home.....L.....67-81	1997.....Home.....W.....71-58
1926.....Home.....W.....33-31	1959.....Away.....L.....71-97	1984.....Away.....L.....64-74	1997.....Away.....L.....66-70
1926.....Away.....L.....20-35	1960.....Home.....L.....85-97	1985.....Away.....L.....68-90	1998.....Home.....L.....59-69
1927.....Home.....L.....23-28	1960.....Away.....L.....71-91	1985.....Home.....L.....54-58	1999.....Away.....L.....60-71
1927.....Away.....L.....23-31	1961.....Home.....L.....84-98	1986.....Home.....L.....69-80	
1929.....Home.....W.....24-20	1961.....Away.....L.....69-80		
1929.....Away.....W.....27-25	1962.....Away.....W.....105-94		
1930.....Away.....W.....23-21+	1963.....Home.....W.....102-96		
1930.....Home.....W.....34-23	1964.....Home.....L.....80-82++		
1932.....Away.....L.....21-33	1964.....Away.....L.....82-108		
1932.....Home.....W.....35-26	1965.....Away.....L.....87-100		
1933.....Away.....W.....38-37+	1965.....Home.....L.....73-92		
1933.....Home.....L.....28-29+	1966.....Home.....W.....79-78		
1935.....Away.....W.....30-23	1967.....Away.....L.....81-93		
1935.....Home.....W.....37-27+	1968.....Home.....W.....95-83		
1936.....Home.....L.....24-26	1968.....Away.....L.....85-93		
1936.....Away.....L.....21-54	1969.....Home.....L.....63-65		
1938.....Away.....L.....44-47	1969.....Away.....L.....84-101		
1938.....Home.....W.....34-32	1970.....Away.....L.....77-89		
1939.....Away.....L.....19-43	1971.....Home.....W.....94-87++		
1940.....Home.....L.....34-40	1972.....Away.....W.....66-64+		
1941.....Away.....W.....38-30	1972.....Home.....L.....76-84+		
1942.....Away.....L.....34-38	1973.....Home.....L.....64-78		
1942.....Home.....W.....42-36	1973.....Away.....L.....55-57		
1943.....Home.....L.....44-51	1974.....Away.....L.....51-52		



Indiana's Assembly Hall




ILLINOIS

JAN. 8 AT WISCONSIN • 11:17 a.m. CST • Madison, Wis. • Kohl Center (17,142)



Head Coach
Lon Kruger



Sophomore Guard
Cory Bradford



Basketball SID
Barbara Butler

COACHING STAFF

Head Coach: Lon Kruger
 Alma Mater: Kansas State '75
 Record at UI: 59-38 (3 yrs.)
 Career Record: 296-223 (17 yrs.)
 Assistants:
 Robert McCullum (Birm. Southern '76)
 Rob Judson (Illinois '80)
 Steve Henson (Kansas State '90)
 Office Phone: (217) 333-3400

SPORTS INFORMATION

Basketball SID: Barbara Butler
 Office: (217) 333-1391
 Home: (217) 359-5244
 E-mail: butler4@uiuc.edu
 SID Fax: (217) 333-5540
 Press Row: (217) 333-1227
 Web Site: www.fightingillini.com
 Fax-on-demand: (800) 300-2050
 Big Ten passcode: 282
 Game Notes: 1220
 Stats/Results: 1221
 Roster: 1222
 Last Box Score: 1223

1999-2000 ROSTER

Name	Pos.	Ht.	Wt.	Cl.	PPG	RPG	Hometown
Robert Archibald	F	6-10	222	So.	3.0	3.1	Baldwin, MO
Cory Bradford	G	6-2	196	So.	15.4	2.6	Memphis, TN
Cleotis Brown	F	6-4	218	Sr.	9.2	4.8	Pittsview, AL
Victor Chukwudebe	F	6-7	230	Sr.	5.6	4.9	Springfield, IL
Brian Cook	F	6-10	220	Fr.	---	---	Lincoln, IL
Marcus Griffin	F	6-9	230	Jr.	---	---	Peoria, IL
Sean Harrington	G	6-3	185	Fr.	---	---	Elgin, IL
Jerrance Howard	G	6-1	175	Fr.	---	---	Peoria, IL
Lucas Johnson	F	6-7	217	So.	4.4	3.1	Des Plaines, IL
Damir Krupalija	F	6-8	216	So.	4.6	5.5	Rockford, IL
Nate Mast	G	5-10	160	Jr.	2.1	0.5	Champaign, IL
Sergio McClain	F	6-3	215	Jr.	8.6	3.4	Peoria, IL
Frank Williams	G	6-3	197	Fr.	---	---	Peoria, IL

1999-2000 SCHEDULE

NOVEMBER
 19- WESTERN ILLINOIS, 22-at Bradley,
 30- vs. Duke (Chicago, Ill.)

DECEMBER
 4-5- at B.B. & T. Classic (Washington, D.C.),
 8- TEXAS-PAN AMERICAN, 11- KANSAS
 STATE, 18- vs. Kansas (Chicago, Ill.),
 21- vs. Missouri (St. Louis, Mo.),
 28- BETHUNE-COOKMAN, 30- LOYOLA
 CHICAGO

JANUARY
 6- OHIO STATE, 8- at Wisconsin,
 12- PURDUE, 16- at Michigan, 22- PENN
 STATE, 26- at Iowa, 30- at Michigan State

FEBRUARY
 2- MINNESOTA, 6- at Penn State,
 9- MICHIGAN, 12- IOWA,
 17- at Minnesota, 19- at Northwestern,
 22- INDIANA, 27- at Ohio State

MARCH
 4- NORTHWESTERN, 9-12- at Big Ten
 Tournament (Chicago, Ill.)

GENERAL INFORMATION

Location: Urbana-Champaign, Ill.
 Founded: 1855
 Enrollment: 36,000
 Colors: Orange and Blue
 Nickname: Fighting Illini
 Conference: Big Ten
 Facility: Assembly Hall
 Capacity: 16,450
 President: James J. Stukel
 Athletics Dir.: Ron Guenther
 1998-99 Record: 14-18
 Conference Record: 3-13
 Starters Returning/Lost: 5/0
 Lettermen Returning/Lost: 9/1

1998-99 RESULTS

11/10 vs. Wake Forest# L, 73-75 (ot)
 11/11 vs. Georgetown# W, 65-50
 11/17 George Washington L, 58-64
 11/20 Saint Louis W, 70-65
 11/23 Tennessee-Martin W, 71-35
 11/28 at Texas-Pan American W, 71-56
 11/30 Valparaiso W, 53-49
 12/5 vs. Bradley^ W, 53-48
 12/12 Eastern Illinois W, 70-67
 12/19 vs. Kansas& L, 55-65
 12/22 vs. Missouri@ L, 62-67
 12/29 vs. Clemson* W, 67-50
 1/3 at Indiana L, 53-62
 1/7 at Iowa L, 62-84
 1/9 Northwestern L, 46-59
 1/13 at Purdue L, 54-63
 1/16 Michigan State L, 49-51
 1/20 at Wisconsin L, 53-75
 1/23 Penn State L, 61-65
 1/28 at Michigan W, 61-59
 1/30 Ohio State L, 61-64
 2/3 at Minnesota L, 63-75
 2/6 Wisconsin W, 53-51
 2/11 at Michigan State L, 44-61
 2/13 Purdue L, 56-63
 2/17 at Northwestern W, 69-63
 2/21 Iowa L, 72-78
 2/24 Indiana L, 64-70 (ot)
 3/4 vs. Minnesota\$ W, 67-64
 3/5 vs. Indiana\$ W, 82-66
 3/6 vs. Ohio State\$ W, 79-77
 3/7 vs. Michigan State\$ L, 50-67

#Coaches vs. Cancer (New York, N.Y.)
 ^United Center (Chicago, Ill.)
 &Kemper Arena (Kansas City, Mo.)
 @Kiel Center (St. Louis, Mo.)
 *Bilo Center (Greenville, S.C.)
 \$Big Ten Tournament (Chicago, Ill.)



WISCONSIN-ILLINOIS

UW Trails 63-98 (at Madison: 46-36; at Champaign: 17-61; neutral site: 0-1)

SERIES FACTS

LONGEST UW WIN STREAKS
 at Madison: 9 (1906-14)
 at Champaign: 3 (1906-08 and 1912-14)
 Overall: 6 (1906-08 and 1912-14)

LARGEST UW VICTORY MARGIN
 34 (47-13 in 1907)

MOST POINTS, ONE TEAM
 103 (UW 103, Illinois 101 in 1962 and Illinois 103, UW 80 in 1989)

LONGEST UI WIN STREAKS
 at Champaign: 13 (1982-94)
 at Madison: 10 (1979-88)
 Overall: 16 (1981-89)

LARGEST UI VICTORY MARGIN
 39 (93-54 in 1959)

MOST POINTS, BOTH TEAMS
 204 (UW 103, Illinois 101 in 1962)

Series Notes

Over the last 20 games of this series, each team has won 10 times ... Wisconsin has won seven of the last eight games against Illinois in Madison ... the UW has four Illinois natives on its roster: Travon Davis (Summit), Maurice Linton (Calumet City) Erik Faust (Arlington Hts.) and Mark Vershaw (East Peoria) ... Wisconsin SID Steve Malchow and Illinois SID Barbara Butler are engaged to be married.

ALL-TIME RESULTS

1906AwayW.....36-32	1937HomeL28-31	1970AwayW.....66-65	1986AwayL54-73
1906HomeW (F)..1-0	1937AwayL31-48	1971AwayL82-84	1986HomeL74-82
1907AwayW.....22-16	1939HomeL34-37	1971HomeW.....88-84	1987HomeL66-68
1907HomeW.....47-13	1940AwayL35-37	1972AwayL86-91	1987AwayL74-99
1908AwayW.....28-20	1941HomeW.....46-30	1972HomeW.....97-84	1988HomeL65-80
1908HomeW.....27-14	1942HomeL40-55	1973AwayL74-76	1988AwayL65-85
1909AwayL19-28	1942AwayL43-45	1973HomeW.....99-88	1989AwayL80-103
1909HomeW.....20-10	1943HomeL40-52	1974HomeW.....101-75	1989HomeW.....72-52
1910HomeW.....28-16	1943AwayL26-50	1975AwayL56-72	1990AwayL59-73
1910AwayL14-34	1944HomeL43-45+	1975HomeW.....76-70	1990HomeL63-66
1911HomeW.....20-17	1944AwayW.....43-38	1976AwayL61-71	1991AwayL62-70
1911AwayL18-21	1946HomeL31-56	1976HomeL59-70	1991HomeW.....85-77
1912HomeW.....27-10	1946AwayL53-72	1977AwayL72-82	1992AwayL67-74
1912AwayW.....23-15	1947HomeW.....53-47	1977HomeW.....62-50	1992HomeW.....92-78
1913AwayW.....16-15	1947AwayL37-63	1978AwayL71-74	1993AwayL72-80
1913HomeW.....18-13	1948HomeW.....52-47	1978HomeW.....80-73	1993HomeW.....74-66
1914AwayW.....26-25	1948AwayL36-57	1979HomeL74-81	1994HomeW.....66-56
1914HomeW.....29-16	1949AwayW.....50-62	1979AwayL64-81	1994AwayL65-76
1915AwayL19-39	1949HomeL54-61	1980HomeL64-69	1995HomeW.....73-60
1915HomeL17-19	1950HomeW.....59-50	1980AwayL50-67	1996AwayW.....57-56
1916AwayL20-27	1950AwayL58-76	1981AwayW.....54-45	1997AwayW.....73-56
1916HomeW.....34-14	1951HomeL69-71+	1981HomeL65-84	1997HomeW.....62-45
1917HomeW.....25-14	1951AwayL52-63	1982AwayL54-88	1998AwayL48-62
1917AwayL17-20	1952AwayL49-53	1982HomeL60-68	1998HomeL47-53+
1918AwayW.....22-21	1952HomeW.....58-48	1983HomeL54-61	1998UCL61-66
1918HomeW.....23-15	1953AwayL61-71	1983AwayL64-71	1999HomeW.....75-53
1919HomeL15-25	1953HomeL61-65	1984HomeL62-63+	1999AwayL51-53
1919AwayL14-16	1954HomeL64-70+	1984AwayL57-81	+ = overtime period
1920AwayL20-43	1954AwayL64-66	1985HomeL67-78	(F) - forfeit
1920HomeW.....33-29	1955AwayW.....79-64	1985AwayL49-68	UC - United Center, Chicago
1921HomeW.....23-18	1955HomeL71-99		
1921AwayL9-17	1956AwayL77-96		
1922HomeW.....25-23	1957HomeL63-79		
1922AwayL35-37	1958HomeL59-64		
1924HomeW.....13-12	1958AwayW.....71-70		
1924AwayL20-31	1959HomeL51-77		
1925AwayL25-35	1959AwayL54-93		
1925HomeW.....24-9	1960HomeW.....75-63		
1927AwayL28-32	1961AwayL73-77		
1927HomeW.....39-13	1962AwayW.....85-81		
1928HomeL33-34	1962HomeW.....103-101		
1928AwayW.....32-22	1963HomeW.....84-77		
1930HomeW.....14-9	1963AwayL77-89		
1930HomeW.....23-17	1964AwayL73-97		
1931AwayW.....12-9	1964HomeL56-70		
1931HomeW.....30-20	1966HomeL70-90		
1933AwayL25-38	1966AwayL64-80		
1933HomeL15-29	1967AwayL74-87		
1934AwayL17-20	1967HomeW.....102-92		
1934HomeW.....28-22	1968HomeL60-68		
1936HomeL27-29	1969AwayL73-86		
1936AwayL20-36	1970HomeL69-74		



Illinois' Assembly Hall



OHIO STATE




JAN. 13 AT WISCONSIN • 8 p.m. CST • Madison, Wis. • Kohl Center (17,142)

FEB. 2 AT OHIO STATE • 7 p.m. CST • Columbus, Ohio • Value City Arena (19,100)



Head Coach
Jim O'Brien



Senior Guard
Scoonie Penn



Basketball SID
Dan Wallenberg

GENERAL INFORMATION

Location: Columbus, Ohio
 Founded: 1870
 Enrollment: 48,300
 Colors: Scarlet and Gray
 Nickname: Buckeyes
 Conference: Big Ten
 Facility: Value City Arena
 Capacity: 19,100
 President: William E. Kirwan
 Athletics Dir.: Andy Geiger
 1998-99 Record: 27-9
 Conference Record: 12-4
 Starters Returning/Lost: 4/1
 Lettermen Returning/Lost: 9/4

COACHING STAFF

Head Coach: Jim O'Brien
 Alma Mater: Boston College '71
 Record at OSU: 35-31 (2 yrs.)
 Career Record: 270-248 (17 yrs.)
 Assistants:
 Rick Boyages (Bowdoin '85)
 Paul Biancardi (Salem State '85)
 Dave Spiller (Canisius '78)
 Office Phone: (614) 292-0505

SPORTS INFORMATION

Basketball SID: Dan Wallenberg
 Office: (614) 292-6861
 Home: (614) 459-2179
 E-mail: wallenberg.1@osu.edu
 SID Fax: (614) 292-8547
 Press Row: (614) 688-5330
 Web Site: www.ohiostatebuckeyes.com
 Fax-on-demand: (800) 300-2050
 Big Ten passcode: 282
 Latest Release: 2620
 Statistics/Results: 2621
 Roster/Schedule: 2622
 Last Box Score: 2623

1999-2000 SCHEDULE

NOVEMBER
 16- NOTRE DAME, 18- vs. Davidson/Siena,
 24-26- Preseason NIT Semifinals/Finals
 (New York, N.Y.), 29- VERMONT

DECEMBER
 4- DUQUESNE, 11- FLORIDA A&M,
 13-COASTAL CAROLINA, 16- at Kansas,
 19- EASTERN KENTUCKY, 22- TOLEDO,
 27- OAKLAND, 29- AMERICAN

JANUARY
 6- at Illinois, 8/9- MINNESOTA,
 13- at Wisconsin, 15- at Northwestern,
 20- MICHIGAN STATE, 22- at St. John's,
 29- PURDUE

FEBRUARY
 2- WISCONSIN, 6- at Michigan, 9- IOWA,
 12- PENN STATE, 15- at Michigan State,
 19- at Indiana, 23- NORTHWESTERN,
 27- ILLINOIS

MARCH
 1/2- at Penn State, 4/5- at Minnesota,
 9-12- at Big Ten Tournament (Chicago, Ill.)

1998-99 RESULTS

11/13 Oakland Univ. W, 89-61
 11/15 Alabama W, 78-70
 11/18 Robert Morris W, 61-49
 11/20 Penn State W, 70-62
 11/22 Army W, 86-45
 11/24 Tennessee Tech W, 78-51
 11/28 at Vanderbilt L, 86-92 (ot)
 12/5 at Toledo L, 63-64
 12/14 Tennessee Martin W, 92-56
 12/17 Florida Atlantic W, 99-70
 12/21 vs. UAB# W, 71-64
 12/22 vs. N. Carolina St.# W, 81-64
 12/23 vs. Mississippi# W, 67-62
 12/27 at Miami L, 64-72
 1/2 at Wisconsin W, 78-74 (ot)
 1/9 Indiana W, 73-56
 1/12 Iowa L, 68-71
 1/16 at Michigan L, 74-84
 1/19 Purdue W, 72-43
 1/23 Minnesota W, 89-60
 1/27 at Michigan State L, 71-76
 1/30 at Illinois W, 64-61
 2/6 at Purdue W, 80-69
 2/9 Michigan W, 74-69
 2/13 at Iowa W, 73-69
 2/17 at Indiana W, 69-67
 2/20 Northwestern W, 59-49
 2/24 Wisconsin W, 63-54
 2/27 at Penn State L, 85-98 (ot)
 3/5 vs. Michigan\$ W, 87-69
 3/6 vs. Illinois\$ L, 77-79
 3/11 vs. Murray State! W, 72-58
 3/13 vs. Detroit! W, 75-44
 3/18 vs. Auburn% W, 72-64
 3/20 vs. St. John's% W, 77-74
 3/27 vs. Connecticut& L, 58-64

1999-2000 ROSTER

Name	Pos.	Ht.	Wt.	Cl.	PPG	RPG	Hometown
Brian Brown	G	6-3	190	So.	4.1	2.0*	Brooklyn, NY
Brent Darby	G	6-0	185	Fr.	---	---	River Rouge, MI
Will Dudley	F	6-9	220	So.	2.3	1.6	Brooklyn, NY
Ken Johnson	C	6-11	225	Sr.	6.4	5.7	Detroit, MI
Slobodan OcoKoljic	F	6-8	210	Fr.	---	---	Kraljevo, Yugoslavia
Scoonie Penn	G	5-10	185	Sr.	16.9	4.4*	Salem, MA
Michael Redd	G	6-6	205	Jr.	19.5	5.6	Columbus, OH
George Reese	F	6-7	230	Sr.	5.5	4.3	Columbus, OH
Doylan Robinson	G	6-4	185	So.	---	---	Akron, OH
Boban Savovic	G	6-6	230	So.	3.5	1.7	Montenegro, Yug.
Devon Smith	G	6-0	175	Sr.	0.0	0.5	Ronceverte, WV
Kwadjo Steele	F	6-6	195	Sr.	0.7	0.9	Dayton, OH

*assists per game

#Puerto Rico Holiday Classic
 \$Big Ten Tournament (Chicago, Ill.)
 !NCAA Tournament (Indianapolis, Ind.)
 %NCAA Tournament (Knoxville, Tenn.)
 &NCAA Final Four (St. Petersburg, Fla.)



WISCONSIN-OHIO STATE

UW Trails 53-76 (at Madison: 36-29; at Columbus: 17-47; neutral site: 0-0)

SERIES FACTS

LONGEST UW WIN STREAKS

at Madison: 6 (1913-24)
at Columbus: 5 (1913-21)
Overall: 10 (1913-21)

LARGEST UW VICTORY MARGIN

25 (40-15 in 1917)

MOST POINTS, ONE TEAM

106 (Ohio State 106, UW 69 in 1960)

LONGEST OSU WIN STREAKS

at Columbus: 14 (1956-72 and '81-94)
at Madison: 3 (1945-49, '64-67, '82-84 and '90-92)
Overall: 8 (1963-68)

LARGEST OSU VICTORY MARGIN

37 (106-69 in 1960)

MOST POINTS, BOTH TEAMS

198 (Ohio State 100, UW 98 in 1956)

Series Notes

Ohio State held a 13-6 advantage in the OSU-UW series during the 1990s and has won four of the last five meetings between the two teams ... the Badgers and Buckeyes play in the Big Ten's two newest arenas ... last season's overtime game was the first between Wisconsin and Ohio State since 1977, a span of 41 games ... the UW has lost 17 of its last 19 games in Columbus.

ALL-TIME RESULTS

1905.....Away.....L.....22-25	1952.....Home.....W.....58-51	1979.....Away.....L.....71-82	1991.....Away.....L.....60-92
1913.....Home.....W.....22-11	1952.....Away.....L.....56-69	1979.....Home.....W.....76-73	1991.....Home.....L.....71-73
1913.....Away.....W.....27-22	1953.....Home.....W.....64-51	1980.....Away.....W.....72-71	1992.....Away.....L.....72-86
1915.....Away.....W.....26-17	1953.....Away.....W.....69-63	1980.....Home.....W.....70-67	1992.....Home.....L.....63-67
1915.....Home.....W.....23-12	1954.....Away.....W.....79-73	1981.....Away.....L.....67-71	1993.....Home.....W.....76-67
1917.....Away.....W.....30-22	1955.....Home.....W.....86-63	1981.....Home.....W.....77-63	1993.....Away.....L.....70-80
1917.....Home.....W.....40-15	1956.....Away.....L.....98-100++	1982.....Away.....L.....59-67	1994.....Home.....W.....69-55
1920.....Home.....W.....31-27	1956.....Home.....L.....71-79	1982.....Home.....L.....75-77	1994.....Away.....L.....57-73
1920.....Away.....W.....34-22	1957.....Home.....L.....64-67	1983.....Away.....L.....69-82	1995.....Away.....W.....81-59
1921.....Away.....W.....40-21	1957.....Away.....L.....50-63	1983.....Home.....L.....65-68	1995.....Home.....W.....80-69
1921.....Home.....W.....34-24	1958.....Home.....W.....67-64	1984.....Home.....L.....74-85	1996.....Away.....L.....55-63
1924.....Away.....L.....13-27	1959.....Away.....L.....72-78	1984.....Away.....L.....65-71	1996.....Home.....W.....62-56
1924.....Home.....W.....30-20	1960.....Home.....L.....69-106	1985.....Away.....L.....88-99	1997.....Away.....L.....42-60
1925.....Home.....L.....20-27	1960.....Away.....L.....68-93	1985.....Home.....W.....92-78	1998.....Away.....W.....64-59
1925.....Away.....L.....23-37	1961.....Home.....L.....68-100	1986.....Home.....L.....61-78	1998.....Home.....L.....56-61
1927.....Home.....W.....25-16	1961.....Away.....L.....74-97	1986.....Away.....L.....71-73	1999.....Home.....L.....74-78+
1927.....Away.....L.....16-20	1962.....Home.....W.....86-67	1987.....Away.....L.....66-81	1999.....Away.....L.....54-63
1928.....Away.....W.....30-13	1963.....Away.....L.....70-94	1987.....Home.....L.....69-83	+ - overtime period
1928.....Home.....W.....21-18	1964.....Home.....L.....85-101	1988.....Home.....W.....64-63	
1930.....Away.....W.....32-25	1964.....Away.....L.....74-92	1988.....Away.....L.....53-78	
1930.....Home.....W.....32-23	1965.....Away.....L.....86-98	1989.....Away.....L.....70-73	
1931.....Away.....L.....19-29	1965.....Home.....L.....71-73	1989.....Home.....W.....77-65	
1931.....Home.....W.....28-24	1966.....Away.....L.....81-87+	1990.....Away.....L.....53-68	
1933.....Home.....L.....30-31	1967.....Home.....L.....84-90+	1990.....Home.....L.....58-68	
1933.....Away.....L.....20-37	1968.....Away.....L.....64-86		
1934.....Home.....W.....42-23	1968.....Home.....W.....86-78		
1934.....Away.....W.....44-38	1969.....Away.....L.....69-84		
1936.....Away.....L.....23-44	1969.....Home.....W.....77-73		
1936.....Home.....W.....34-25	1970.....Home.....L.....86-98		
1937.....Home.....L.....22-28	1970.....Away.....L.....87-96		
1937.....Home.....W.....35-33+	1971.....Away.....L.....69-83		
1939.....Home.....L.....38-46	1971.....Home.....L.....71-79		
1940.....Away.....L.....35-41	1972.....Away.....L.....69-79		
1941.....Home.....W.....46-31	1973.....Home.....W.....84-76		
1942.....Home.....W.....49-39	1974.....Home.....W.....69-64		
1942.....Away.....W.....44-39	1974.....Away.....W.....68-56		
1945.....Away.....L.....36-40	1975.....Home.....L.....67-69		
1945.....Home.....L.....34-63	1975.....Away.....L.....70-76		
1947.....Home.....L.....56-57	1976.....Home.....W.....82-81+		
1948.....Away.....L.....47-53	1976.....Away.....W.....91-79		
1949.....Home.....L.....54-57	1977.....Home.....L.....58-60		
1950.....Away.....L.....47-61	1977.....Away.....L.....80-82+		
1951.....Away.....W.....74-67	1978.....Away.....L.....61-77		
1951.....Home.....W.....56-51	1978.....Home.....L.....78-83		



Ohio State's Value City Arena



PURDUE




JAN. 15 AT PURDUE • 1:31 p.m. CST • West Lafayette, Ind. • Mackey Arena (14,123)


JAN. 26 AT WISCONSIN • 7 p.m. CST • Madison, Wis. • Kohl Center (17,142)



Head Coach
Gene Keady



Senior Forward
Brian Cardinal



Basketball SID
Andrew Punzal

GENERAL INFORMATION

Location: West Lafayette, Ind.
 Founded: 1869
 Enrollment: 36,878
 Colors: Old Gold and Black
 Nickname: Boilermakers
 Conference: Big Ten
 Facility: Mackey Arena
 Capacity: 14,123
 President: Dr. Steven C. Beering
 Athletics Dir.: Morgan J. Burke
 1998-99 Record: 21-13
 Conference Record: 7-9
 Starters Returning/Lost: 3/2
 Lettermen Returning/Lost: 10/4

COACHING STAFF

Head Coach: Gene Keady
 Alma Mater: Kansas State '58
 Record at PU: 415-181 (19 yrs.)
 Career Record: 453-200 (21 yrs.)
 Assistants:
 Jim Thrash (E. New Mexico '69)
 Jay Price (Kansas '91)
 Todd Foster (Purdue '96)
 Office Phone: (765) 494-3214

SPORTS INFORMATION

Basketball SID: Andrew Punzal
 Office: (765) 494-3197
 Home: (765) 446-1553
 E-mail: alpunzal@athletics.purdue.edu
 SID Fax: (765) 494-5447
 Press Row: (765) 494-6364
 Web Site: www.purduesports.com
 Fax-on-demand: (800) 300-2050
 Big Ten passcode: 282
 Entire Release: 3020
 Statistics/Results: 3021
 Roster/Schedule: 3022
 Latest Box Score: 3023

1999-2000 SCHEDULE

NOVEMBER
 22-24- at Maui Invitational (Honolulu)

DECEMBER
 1- NORTH CAROLINA STATE, 4- AKRON,
 7- at Illinois State, 9- WESTERN ILLINOIS,
 11- COPPIN STATE, 18- vs. Ball State
 (Boilermaker Blockbuster), 22- CENTRAL
 MICHIGAN, 27- at Santa Clara,
 30- at UCLA

JANUARY
 3- MURRAY STATE, 8- MICHIGAN,
 12- at Illinois, 15- WISCONSIN,
 19- at Minnesota, 22- INDIANA,
 26- at Wisconsin, 29- at Ohio State

FEBRUARY
 2- NORTHWESTERN, 5- at Iowa,
 8- MICHIGAN STATE, 12- at Northwestern,
 16- IOWA, 19- MINNESOTA,
 24- at Michigan, 27- PENN STATE,
 29/1- at Indiana

MARCH
 9-12- at Big Ten Tournament (Chicago, Ill.)

1998-99 RESULTS

11/13	UNC-Asheville	W, 101-64
11/16	Illinois-Chicago&	W, 77-61
11/18	Gonzaga&	W, 83-68
11/22	Lafayette	W, 72-67
11/25	vs. North Carolina#	L, 47-54
11/27	vs. St. John's#	W, 70-69
11/29	Eastern Illinois	W, 62-49
12/5	at Xavier	W, 71-57
12/8	Illinois State	W, 69-55
12/11	Valparaiso	W, 79-70
12/12	La Salle	W, 80-59
12/19	vs. Butler@	W, 63-54
12/22	vs. South Carolina^	W, 80-64
12/27	at Providence	L, 82-87
1/6	at Penn State	W, 70-67
1/10	at Wisconsin	L, 56-61
1/13	Illinois	W, 63-54
1/16	Indiana	L, 76-87
1/19	at Ohio State	L, 43-72
1/23	Michigan	W, 81-71
1/27	at Northwestern	L, 50-54
2/4	Iowa	W, 90-75
2/6	Ohio State	L, 69-80
2/9	at Indiana	W, 86-81 (ot)
2/13	at Illinois	W, 63-56
2/16	at Michigan State	L, 69-82
2/20	Penn State	L, 70-78
2/23	Minnesota	W, 54-42
2/25	at Minnesota	L, 48-62
2/28	Michigan State	L, 46-60
3/4	vs. Michigan\$	L, 73-79 (ot)
3/12	vs. Texas!	W, 58-54
3/14	vs. Miami!	W, 73-63
3/19	vs. Temple%	L, 55-77

&Preseason NIT
 #Preseason NIT (New York, N.Y.)
 @Boiler Blockbuster (Indianapolis, Ind.)
 ^Jimmy V. Classic (E. Rutherford, N.J.)
 \$Big Ten Tournament (Chicago, Ill.)
 !NCAA Tournament (Boston, Mass.)
 %NCAA Tournament (E. Rutherford, N.J.)

1999-2000 ROSTER

Name	Pos.	Ht.	Wt.	Cl.	PPG	RPG	Hometown
John Allison	C	6-10	215	So.	1.0	0.8	New Palestine, IN
Brian Cardinal	F	6-8	230	Sr.	11.4	5.5	Tolono, IL
Jaraan Cornell	G	6-3	200	Sr.	15.2	2.8	South Bend, IN
Carson Cunningham	G	6-1	170	Jr.	6.6	1.3	Ogden Dunes, IN
Chad Kerkhof	G	6-0	170	Sr.	0.4	0.5	Greenfield, IN
Maynard Lewis	G	6-1	170	So.	1.2	0.5	Terre Haute, IN
Kenny Lowe	G	6-3	185	Fr.	---	---	Gary, IN
Joe Marshall	G	6-2	195	Jr.	---	---	Mobile, AL
Greg McQuay	C	6-7	215	Sr.	10.5	5.3	Gary, IN
Mike Robinson	F	6-6	210	Sr.	7.1	3.6	Peoria, IL
Rodney Smith	F	6-6	205	So.	1.1	0.8	Indianapolis, IN
Adam Wetzel	C	6-9	240	Fr.	---	---	Keokuk, IA



WISCONSIN-PURDUE

UW Trails 53-93 (at Madison: 38-35; at West Lafayette: 15-58; neutral site: 0-0)

SERIES FACTS

LONGEST UW WIN STREAKS

at Madison: 12 (1906-23)
at West Lafayette: 5 (1913-18)
Overall: 11 (1911-18)

LARGEST UW VICTORY MARGIN

28 (45-17 in 1911)

MOST POINTS, ONE TEAM

107 (Purdue 107, UW 80 in 1974)

LONGEST PU WIN STREAKS

at West Lafayette: 25 (1973-present)
at Madison: 13 (1978-90)
Overall: 26 (1978-90)

LARGEST PU VICTORY MARGIN

39 (88-49 in 1975)

MOST POINTS, BOTH TEAMS

188 (UW 104, Purdue 84 in 1968)

Series Notes

After having lost 40 of the previous 44 meetings with Purdue, Wisconsin has beaten the Boilermakers twice in the last three ... the Badgers have won three of the last four contests at home ... after playing each other just once in four of the last five seasons, UW and PU play a home-and-home this season ... Purdue great Terry Dischinger holds the UW opponent record for points in a game (50 in 1962).


ALL-TIME RESULTS

1906.....Away.....W.....34-14
1906.....Home.....W.....31-15
1907.....Away.....W.....33-27
1907.....Home.....W.....37-10
1908.....Away.....W.....28-24
1908.....Home.....W.....34-13
1909.....Away.....L.....20-23
1909.....Home.....W.....29-6
1910.....Away.....L.....17-29
1910.....Home.....W.....38-14
1911.....Away.....L.....16-34
1911.....Home.....W.....45-17
1913.....Away.....W.....25-15
1913.....Home.....W.....22-19
1914.....Home.....W.....25-20+
1914.....Away.....W.....27-13
1915.....Away.....W.....28-24+
1915.....Home.....W.....38-21
1916.....Away.....W.....33-17
1916.....Home.....W.....35-22
1918.....Home.....W.....21-16
1918.....Away.....W.....24-18
1923.....Away.....L.....13-17
1923.....Home.....W.....20-19
1925.....Home.....L.....22-30
1925.....Away.....L.....26-32
1926.....Home.....L.....21-29
1926.....Away.....L.....31-32
1928.....Home.....W.....28-22
1928.....Away.....L.....15-31
1929.....Away.....W.....31-26
1929.....Home.....W.....27-24
1931.....Away.....L.....27-46
1931.....Home.....L.....17-24
1932.....Away.....L.....22-38
1932.....Home.....L.....21-28
1934.....Home.....L.....26-27
1934.....Away.....L.....25-37
1935.....Home.....L.....18-19
1935.....Away.....L.....24-43
1937.....Away.....L.....30-43
1937.....Home.....W.....46-43
1938.....Away.....L.....34-40
1938.....Home.....L.....39-46
1939.....Away.....L.....31-39
1939.....Home.....W.....32-30+
1940.....Away.....L.....36-49

1940.....Home.....L.....45-48+
1941.....Home.....W.....48-42+
1941.....Away.....W.....43-42
1942.....Away.....L.....34-40
1943.....Away.....W.....53-45
1944.....Home.....L.....50-52+
1945.....Away.....L.....34-45
1945.....Home.....W.....64-48
1946.....Home.....L.....49-53
1946.....Away.....L.....46-59
1947.....Away.....W.....72-60
1948.....Home.....W.....49-44
1949.....Away.....L.....48-53
1950.....Home.....W.....56-45
1951.....Away.....L.....46-62
1951.....Home.....L.....61-64
1952.....Home.....L.....64-79
1952.....Away.....L.....67-78
1953.....Away.....L.....59-65
1953.....Home.....W.....50-46
1954.....Home.....W.....66-57
1954.....Away.....L.....66-71
1955.....Away.....L.....63-75
1955.....Home.....W.....75-73
1956.....Home.....L.....66-78
1957.....Away.....L.....66-85
1958.....Away.....L.....47-62
1958.....Home.....L.....76-81
1959.....Away.....L.....61-84
1959.....Home.....W.....91-86
1960.....Away.....L.....69-99
1960.....Home.....W.....89-80
1961.....Away.....L.....58-69
1961.....Home.....L.....81-88
1962.....Home.....W.....89-86
1963.....Away.....W.....74-66
1964.....Home.....W.....81-80
1964.....Away.....L.....83-97
1965.....Home.....W.....76-66
1965.....Away.....L.....74-83
1966.....Home.....W.....69-68
1967.....Away.....W.....79-76
1968.....Away.....L.....79-99
1968.....Home.....W.....104-84
1969.....Home.....L.....80-86
1969.....Away.....L.....69-87
1970.....Away.....L.....74-90

1971.....Home.....L.....77-81
1972.....Away.....W.....84-65
1972.....Home.....W.....66-60
1973.....Away.....L.....59-66
1973.....Home.....W.....71-63
1974.....Away.....L.....80-107
1975.....Away.....L.....49-88
1975.....Home.....L.....64-69
1976.....Away.....L.....72-87
1976.....Home.....L.....74-85
1977.....Away.....L.....71-81
1977.....Home.....W.....76-74
1978.....Home.....L.....70-79
1978.....Away.....L.....78-87
1979.....Away.....L.....60-73
1979.....Home.....L.....48-54
1980.....Home.....L.....60-73+
1980.....Away.....L.....61-69
1981.....Home.....L.....69-71
1981.....Away.....L.....61-72
1982.....Away.....L.....67-81
1982.....Home.....L.....46-55
1983.....Home.....L.....64-80
1983.....Away.....L.....64-79
1984.....Away.....L.....65-84
1984.....Home.....L.....48-61
1985.....Home.....L.....68-72


1985.....Away.....L.....52-67
1986.....Away.....L.....73-100
1986.....Home.....L.....78-80
1987.....Home.....L.....48-57
1987.....Away.....L.....62-70
1988.....Away.....L.....62-86
1988.....Home.....L.....56-84
1989.....Home.....L.....62-68
1989.....Away.....L.....60-65
1990.....Home.....L.....54-56
1990.....Away.....L.....55-62
1991.....Home.....W.....66-44
1991.....Away.....L.....62-69
1992.....Home.....W.....79-69
1992.....Away.....L.....51-61
1993.....Away.....L.....60-76
1993.....Home.....L.....87-90++
1994.....Home.....W.....75-69
1994.....Away.....L.....64-67
1995.....Away.....L.....56-66
1996.....Home.....L.....42-75
1997.....Away.....L.....52-60
1997.....Home.....W.....69-52
1998.....Away.....L.....59-82
1999.....Home.....W.....61-56
+ - overtime period



Purdue's Mackey Arena




PENN STATE



JAN. 19 AT PENN STATE • 7 p.m. CST • University Park, Pa. • Bryce Jordan Center (15,261)



Head Coach
Jerry Dunn



Senior Forward
Jarrett Stephens



Basketball SID
Patrick Donghia

GENERAL INFORMATION

Location: University Park, Pa.
 Founded: 1855
 Enrollment: 41,050
 Colors: Blue and White
 Nickname: Nittany Lions
 Conference: Big Ten
 Facility: Bryce Jordan Center
 Capacity: 15,261
 President: Dr. Graham Spanier
 Athletics Dir.: Tim Curley
 1998-99 Record: 13-14
 Conference Record: 5-11
 Starters Returning/Lost: 5/2
 Lettermen Returning/Lost: 9/3

COACHING STAFF

Head Coach: Jerry Dunn
 Alma Mater: George Mason '80
 Record at PSU: 63-51 (4 yrs.)
 Career Record: same
 Assistants:
 Chuck Swenson (Indiana '76)
 Mike Boyd (Northern Michigan '70)
 Christian Appleman (Penn State '90)
 Office Phone: (814) 865-5494

SPORTS INFORMATION

Basketball SID: Patrick Donghia
 Office: (814) 865-1757
 Home: (814) 235-6745
 E-mail: pad11@psu.edu
 SID Fax: (814) 863-3165
 Press Row: (814) 863-3516
 Web Site: www.psu.edu/ath
 Fax-on-demand: (800) 300-2050
 Big Ten passcode: 282
 Latest Release: 2820
 Statistics/Results: 2821
 Roster/Schedule: 2822
 Last Box Score: 2823

1999-2000 SCHEDULE

NOVEMBER
 22- LEHIGH, 24- LOYOLA (Md.),
 27- BOSTON COLLEGE

DECEMBER
 1- CLEMSON, 4- at Penn, 8- GEORGE
 MASON, 11- at Villanova, 19- BUCKNELL,
 22- at Temple, 28-29- at Fiesta Bowl Classic
 (Tempe, Ariz.)

JANUARY
 5- at Michigan State, 8- INDIANA,
 13- at Northwestern, 15- IOWA,
 19- WISCONSIN, 22- at Illinois,
 26- MINNESOTA

FEBRUARY
 2- at Indiana, 6- ILLINOIS,
 12- at Ohio State, 16- NORTHWESTERN,
 19- at Michigan, 23- MICHIGAN STATE,
 27- at Purdue

MARCH
 1/2- OHIO STATE, 4- at Iowa,
 9-12- at Big Ten Tournament (Chicago, Ill.)

1998-99 RESULTS

11/16	VMI	W, 90-66
11/20	at Ohio State	L, 62-70
11/23	Lehigh	W, 74-48
11/28	at George Mason	W, 74-40
12/1	Temple	W, 65-64
12/5	Villanova	W, 70-53
12/9	at Bradley	L, 54-63
12/12	Pennsylvania	W, 71-55
12/21	Bucknell	W, 62-58
12/28	vs. Florida Intl.%	L, 67-85
12/30	vs. Holy Cross%	W, 73-52
1/2	Michigan	W, 70-52
1/6	Purdue	L, 67-70
1/9	at Minnesota	L, 60-75
1/13	Wisconsin	L, 58-61
1/20	at Northwestern	L, 60-62 (ot)
1/23	at Illinois	W, 65-61
1/27	at Iowa	L, 74-84
1/31	Indiana	L, 95-98 (ot)
2/2	Michigan State	L, 68-70
2/6	Northwestern	L, 67-71
2/13	at Wisconsin	L, 63-73
2/17	Minnesota	L, 63-69
2/20	at Purdue	W, 78-70
2/24	at Michigan	W, 78-72
2/27	Ohio State	W, 98-85 (ot)
3/4	vs. Northwestern\$	L, 44-54

%Fiesta Bowl Tournament (Tempe, Ariz.)
 \$Big Ten Tournament (Chicago, Ill.)

1999-2000 ROSTER

Name	Pos.	Ht.	Wt.	Cl.	PPG	RPG	Hometown
Stephan Bekale	F/C	6-9	235	Fr.	---	---	Libraville, Gabon
Gyasi Cline-Heard	F	6-7	220	Jr.	7.6	5.3	Houston, TX
Joe Crispin	G	6-1	177	Jr.	14.3	3.3*	Pitnam, NJ
Jon Crispin	G	6-2	190	Fr.	---	---	Pitnam, NJ
Ndu Egekeze	F	6-7	215	Fr.	---	---	Augusta, GA
Titus Ivory	G	6-4	210	Jr.	8.3	4.2	Charlotte, NC
Carl Jackson	F/C	6-9	247	Sr.	1.9	2.2	Columbia, MD
Tim McGovern	G	6-0	160	Sr.	---	---	Medford, NJ
Pete Rogowski	F	6-6	210	Jr.	---	---	Spruce Creek, PA
Tyler Smith	F	6-8	220	So.	1.0	1.3	Lake Forest, IL
Jarrett Stephens	F	6-7	255	Sr.	4.0	2.0	Ferndale, MI
B.J. Vossekuil	F	6-9	200	Fr.	---	---	Orange Park, FL
Brandon Watkins	G	6-0	175	Fr.	---	---	Bellwood, IL
Scott Witkowski	C	7-0	270	Jr.	0.7	0.5	Littleton, CO

*assists per game



WISCONSIN-PENN STATE

UW Leads 10-5 (at Madison: 5-2; at University Park: 4-3; neutral site: 1-0)

SERIES FACTS

LONGEST UW WIN STREAKS

at Madison: 4 (1996-present)
at University Park: 2 (1993-94)
Overall: 4 (1996-98)

LARGEST UW VICTORY MARGIN

19 (64-45 in 1997 and 76-57 in 1998)

MOST POINTS, ONE TEAM

77 (UW 77, Penn State 64 in 1994)

LONGEST PSU WIN STREAKS

at University Park: 2 (1995-96)
at Madison: 1 (1993 and '95)
Overall: 3 (1995-96)

LARGEST PSU VICTORY MARGIN

29 (79-50 in 1996)

MOST POINTS, BOTH TEAMS

145 (Penn State 78, UW 67 in 1995)

Series Notes

Wisconsin has won the last three meetings between the two teams and seven of the last eight ... the Badgers have won four straight home contests against PSU ... after having played at least twice in each of the last seven seasons, the two teams meet just once this year ... Badger coach Dick Bennett is a Pennsylvania native (born in Pittsburgh) ... Bennett and PSU Coach Jerry Dunn are both entering their fifth seasons in the Big Ten.

ALL-TIME RESULTS

1993.....Away.....W75-68
1993.....Home.....L58-62
1994.....Away.....W71-56
1994.....Home.....W77-64
1995.....Home.....L67-78
1995.....Away.....L67-74
1996.....Away.....L50-79
1996.....Home.....W54-52
1997.....Home.....W64-45
1997.....Away.....W49-45
1998.....Home.....W76-57
1998.....Away.....L69-75
1998.....UC.....W52-51
1999.....Away.....W61-58
1999.....Home.....W73-63
UC - United Center (Chicago, Ill.)



Penn State's Bryce Jordan Center




MINNESOTA




JAN. 22 AT WISCONSIN • 7 p.m. CST • Madison, Wis. • Kohl Center (17,142)

FEB. 5 AT MINNESOTA • 7 p.m. CST • Minneapolis, Minn. • Williams Arena (14,625)



Head Coach
Dan Monson



Sophomore Center
Kevin Nathaniel



Basketball SID
Bill Crumley

GENERAL INFORMATION

Location: Minneapolis, Minn.
 Founded: 1851
 Enrollment: 39,595
 Colors: Maroon and Gold
 Nickname: Golden Gophers
 Conference: Big Ten
 Facility: Williams Arena
 Capacity: 14,625
 President: Mark Yudof
 Athletics Dir.: Dr. Mark Dienhart
 1998-99 Record: 17-11
 Conference Record: 8-8
 Starters Returning/Lost: 2/3
 Lettermen Returning/Lost: 7/5

COACHING STAFF

Head Coach: Dan Monson
 Alma Mater: Idaho '85
 Record at UM: first year
 Career Record: 52-17 (2 yrs.)
 Assistants:
 Mike Petersen (NW Christian Coll. '83)
 Derek Thomas (Missouri-St. Louis '88)
 Bill Walker (Missouri Rolla '87)
 Office Phone: (612) 625-3085

SPORTS INFORMATION

Basketball SID: Bill Crumley
 Office: (612) 625-4090
 Home: (612) 425-5886
 E-mail: crum1001@tc.umn.edu
 SID Fax: (612) 625-0359
 Press Row: (612) 626-1308
 Web Site: www.gophersports.com
 Fax-on-demand: (800) 300-2050
 Big Ten passcode: 282
 Game Notes: 2220
 Statistics/Results: 2221
 Roster/Schedule: 2222
 Last Box Score: 2223

1999-2000 ROSTER

Name	Pos.	Ht.	Wt.	Cl.	PPG	RPG	Hometown
John Aune	C/F	6-10	260	So.	0.8	1.3	Maple Grove, MN
Mike Bauer	F	6-8	205	Fr.	---	---	Hastings, MN
John Blair Bickerstaff	F	6-6	190	Jr.	---	---	Denver, CO
Kevin Burleson	G	6-3	190	Fr.	---	---	Seattle, WA
Greg Halbert	F	6-8	200	Fr.	---	---	White Bear Lake, MN
Ryan Keating	G	5-11	175	So.	0.4	0.2	Minnetonka, MN
Kevin Nathaniel	G/F	6-5	210	Jr.	4.0	3.1	Camarillo, CA
Mitch Ohnstad	G	6-2	175	Jr.	6.1	2.7*	Faribault, MN
Joel Przybilla	C	7-1	250	So.	6.7	5.8	Monticello, MN
Dusty Rychart	F	6-7	210	So.	3.8	2.8	Grand Rapids, MN
Kyle Sanden	F/C	6-11	260	Jr.	2.9	1.7	Thief River Falls, MN
Shane Schilling	G/F	6-6	200	Fr.	---	---	Minnetonka, MN
Terrance Simmons	G	6-3	185	Jr.	2.8	1.8	Haughton, LA
Nick Sinville	F	6-6	225	So.	1.2	1.2	Shreveport, LA
Ryan Wildenborg	F	6-11	260	Fr.	---	---	Juanita, WA

*assists per game

1999-2000 SCHEDULE

NOVEMBER
 20- TEXAS-ARLINGTON,
 27- MOREHEAD STATE, 30-VIRGINIA

DECEMBER
 4- VALPARAISO, 8- MARQUETTE,
 14- MAINE, 18- at Oregon, 23- FURMAN,
 28- GEORGIA, 31- at Nebraska

JANUARY
 5- MICHIGAN, 9- at Ohio State,
 12- IOWA, 15- at Indiana, 19- PURDUE,
 22- at Wisconsin, 26- at Penn State,
 29- NORTHWESTERN

FEBRUARY
 2- at Illinois, 5- WISCONSIN,
 9- INDIANA, 17- ILLINOIS, 19- at Purdue,
 27- at Iowa, 27/28/1- at Michigan State

MARCH
 4/5- OHIO STATE, 9-12- at Big Ten
 Tournament (Chicago, Ill.)

1998-99 RESULTS

11/21	Appalachian State	W, 81-67
11/24	Seton Hall	W, 77-70
11/28	Winthrop	W, 68-59
11/30	Oregon	W, 72-61
12/4	at Fresno State	W, 77-65
12/12	Eastern Michigan	W, 72-53
12/16	Cincinnati	L, 61-62 (ot)
12/19	at Nebraska	W, 55-51
12/22	Montana State	W, 78-64
12/29	Sacramento State	W, 98-57
1/6	Northwestern	L, 55-58
1/9	Penn State	W, 75-60
1/13	at Michigan State	L, 55-71
1/16	Iowa	W, 75-70
1/20	Michigan	W, 76-70
1/23	at Ohio State	L, 60-89
1/26	Indiana	W, 90-83 (ot)
1/30	at Wisconsin	L, 50-61
2/3	Illinois	W, 75-63
2/7	at Michigan	L, 65-75
2/10	at Iowa	L, 73-76
2/13	Michigan State	L, 82-84
2/17	at Penn State	W, 69-63
2/23	at Purdue	L, 42-54
2/25	Purdue	W, 62-48
2/27	at Northwestern	W, 58-51
3/4	vs. Illinois\$	L, 64-67
3/11	vs. Gonzaga!	L, 63-75

\$Big Ten Tournament (Chicago, Ill.)
 !NCAA Tournament (Seattle, Wash.)



WISCONSIN-MINNESOTA

UW Trails 73-95 (at Madison: 49-32; at Minneapolis: 24-63; neutral site: 0-0)

SERIES FACTS

LONGEST UW WIN STREAKS

at Madison: 7 (1938-45)
at Minneapolis: 5 (1912-16)
Overall: 10 (1912-16)

LARGEST UW VICTORY MARGIN

26 (36-10 in 1923)

MOST POINTS, ONE TEAM

111 (Minnesota 111, UW 92 in 1964)

LONGEST UM WIN STREAKS

at Minneapolis: 15 (1971-85)
at Madison: 7 (1972-79)
Overall: 17 (1971-80)

LARGEST UM VICTORY MARGIN

37 (90-53 in 1994)

MOST POINTS, BOTH TEAMS

203 (Minnesota 111, UW 92 in 1964)

Series Notes

Minnesota is the Badgers' most frequent opponent in history as the two teams have squared off 168 times entering this season ... after playing just once in each of the past two seasons, Wisconsin and UM meet twice this year ... the UW has won 10 of the last 12 meetings between the two teams in Madison but has not won at Minnesota since 1986 ... Wisconsin senior Jon Bryant is a native of Plymouth, Minn.

ALL-TIME RESULTS

1900.....Away.....L.....15-17
1901.....Away.....L.....15-42
1902.....Away.....L.....10-30
1903.....Away.....L.....11-33
1906.....Home.....W.....31-24
1906.....Away.....L.....10-16
1907.....Away.....L.....11-18
1907.....Home.....W.....31-20
1908.....Home.....W.....37-16
1908.....Away.....W.....34-14
1909.....Away.....W.....14-13
1909.....Home.....W.....37-14
1910.....Home.....W.....24-14
1910.....Away.....L.....9-16
1911.....Away.....L.....16-17
1911.....Home.....L.....13-21
1912.....Home.....W.....22-12
1912.....Away.....W.....29-26+
1913.....Away.....W.....19-11
1913.....Home.....W.....29-11
1914.....Home.....W.....28-7
1914.....Away.....W.....27-9
1915.....Away.....W.....23-20
1915.....Home.....W.....31-7
1916.....Home.....W.....31-11
1916.....Away.....W.....32-14
1917.....Away.....L.....25-33
1917.....Home.....W.....16-13
1918.....Away.....W.....18-17
1918.....Home.....L.....11-19
1919.....Away.....L.....11-38
1919.....Home.....L.....12-23
1920.....Home.....W.....28-12
1920.....Away.....L.....26-32
1921.....Away.....L.....21-22
1921.....Home.....W.....18-12
1922.....Home.....L.....15-17
1922.....Away.....W.....34-20
1923.....Away.....W.....24-12
1923.....Home.....W.....36-10
1925.....Away.....L.....14-16
1925.....Home.....L.....14-25
1926.....Home.....W.....36-24
1926.....Away.....L.....19-31
1928.....Away.....W.....35-26
1928.....Home.....W.....38-18
1929.....Away.....W.....29-21
1929.....Home.....W.....39-17
1931.....Home.....L.....15-42
1932.....Away.....L.....17-43
1932.....Home.....L.....21-23
1934.....Away.....W.....31-30

1934.....Home.....W.....34-23
1935.....Home.....W.....38-31
1935.....Away.....W.....28-27
1937.....Home.....L.....32-37
1937.....Away.....L.....17-30
1938.....Home.....W.....35-28
1938.....Away.....L.....28-35
1939.....Away.....L.....32-34
1939.....Home.....W.....35-25
1940.....Home.....W.....36-34
1940.....Away.....L.....39-44
1941.....Away.....L.....27-44
1941.....Home.....W.....42-32
1942.....Away.....W.....49-47
1943.....Home.....W.....54-33
1943.....Away.....L.....34-48
1944.....Away.....W.....49-30
1944.....Home.....W.....50-33
1945.....Home.....W.....46-37
1945.....Away.....L.....50-54
1946.....Home.....L.....45-46
1946.....Away.....L.....57-58
1947.....Home.....W.....60-51
1947.....Away.....L.....55-58
1948.....Home.....W.....59-50
1948.....Away.....L.....41-46
1949.....Away.....L.....33-47
1949.....Away.....W.....45-43
1950.....Home.....W.....57-54
1950.....Away.....W.....60-54
1951.....Away.....W.....47-44
1952.....Home.....L.....47-54
1953.....Away.....L.....53-64
1953.....Home.....W.....76-74
1954.....Home.....L.....68-78
1954.....Away.....L.....73-78
1955.....Home.....L.....69-71
1955.....Away.....W.....78-72
1956.....Home.....L.....71-77
1957.....Away.....L.....53-85
1958.....Home.....L.....66-71
1958.....Away.....L.....63-71
1959.....Away.....L.....66-79
1959.....Home.....L.....50-69
1960.....Away.....L.....72-86
1961.....Home.....W.....83-75
1962.....Away.....W.....94-88
1962.....Home.....L.....90-92
1963.....Home.....L.....68-69
1963.....Away.....L.....48-72
1964.....Away.....L.....92-111
1964.....Home.....L.....96-105
1965.....Away.....L.....57-81

1965.....Home.....L.....91-101
1966.....Away.....W.....87-74
1967.....Home.....W.....85-75
1968.....Away.....W.....72-62
1968.....Home.....W.....94-82
1969.....Home.....W.....68-61
1969.....Away.....W.....69-63
1970.....Home.....W.....90-84
1971.....Away.....L.....98-104
1972.....Home.....L.....59-65
1972.....Away.....L.....73-76
1973.....Away.....L.....54-78
1973.....Home.....L.....64-81
1974.....Away.....L.....63-64+
1975.....Home.....L.....46-61
1975.....Away.....L.....58-65
1976.....Home.....L.....84-96
1976.....Away.....L.....74-98
1977.....Away.....L.....64-82%
1977.....Home.....L.....61-64%
1978.....Away.....L.....51-61
1978.....Home.....L.....55-64
1979.....Away.....L.....72-82
1979.....Home.....L.....72-74
1980.....Away.....L.....76-82+
1980.....Home.....W.....70-55
1981.....Away.....L.....60-76
1981.....Home.....W.....60-58+
1982.....Home.....L.....57-78
1982.....Away.....L.....60-71
1983.....Home.....L.....58-65
1983.....Away.....L.....71-78

1984.....Away.....L.....62-75
1984.....Home.....L.....67-68
1985.....Away.....L.....62-72
1985.....Home.....W.....65-61
1986.....Home.....L.....65-67
1986.....Away.....W.....70-64
1987.....Away.....L.....67-69
1987.....Home.....W.....69-52
1988.....Away.....L.....62-71
1988.....Home.....W.....81-70
1989.....Home.....W.....75-67
1989.....Away.....L.....58-59
1990.....Home.....W.....77-75
1990.....Away.....L.....67-68
1991.....Home.....W.....72-62
1991.....Away.....L.....70-80
1992.....Home.....L.....48-49
1992.....Away.....L.....57-76
1993.....Home.....W.....79-70
1993.....Away.....L.....71-85
1994.....Away.....L.....53-90
1994.....Home.....L.....78-109
1995.....Home.....W.....74-67
1995.....Away.....L.....70-78
1996.....Home.....W.....73-65+
1996.....Away.....L.....66-70
1997.....Away.....L.....48-65
1997.....Home.....W.....66-65
1998.....Away.....L.....48-58
1999.....Home.....W.....61-50
+ - overtime period
% - forfeited by UM



Minnesota's Williams Arena




IOWA




JAN. 29 AT WISCONSIN • 1:31 p.m. CST • Madison, Wis. • Kohl Center (17,142)

FEB. 23 AT IOWA • 7 p.m. CST • Iowa City, Iowa • Carver-Hawkeye Arena (15,500)



Head Coach
Steve Alford



Junior Guard
Dean Oliver



Basketball SID
Steve Roe

GENERAL INFORMATION

Location: Iowa City, Iowa
Founded: 1847
Enrollment: 28,705
Colors: Black and Gold
Nickname: Hawkeyes
Conference: Big Ten
Facility: Carver-Hawkeye Arena
Capacity: 15,500
President: Mary Sue Coleman
Athletics Dir.: Robert Bowlsby
1998-99 Record: 20-10
Conference Record: 9-7
Starters Returning/Lost: 1/4
Lettermen Returning/Lost: 10/8

COACHING STAFF

Head Coach: Steve Alford
Alma Mater: Indiana '87
Record at UI: first season
Career Record: 156-77 (8 yrs.)
Assistants:
 Sam Alford (Franklin College)
 Greg Lansing (South Dakota '90)
 Rich Walker (Bowling Green '71)
Office Phone: (319) 335-9444

SPORTS INFORMATION

Basketball SID: Steve Roe
Office: (319) 335-9411
Home: (319) 339-0980
E-mail: steven-roe@uiowa.edu
SID Fax: (319) 335-9417
Press Row: (319) 335-7248
Web Site: www.hawkeyesports.com
Fax-on-demand: (800) 300-2050
Big Ten passcode: 282
Latest Release: 1620
Statistics/Results: 1621
Roster/Schedule: 1622
Last Box Score: 1623

1999-2000 SCHEDULE

NOVEMBER
 11-12- at Coaches vs. Cancer Classic
 (New York, N.Y.), 21- EASTERN ILLINOIS,
 27- at Creighton, 30- at Maryland

DECEMBER
 3-4- HAWKEYE INVITATIONAL,
 7- at Northern Iowa, 11- at Iowa State,
 19- at Missouri, 28- DRAKE

JANUARY
 5- NORTHWESTERN, 8- MICHIGAN
 STATE, 12- at Minnesota, 15- at Penn State,
 18- at Indiana, 22- MICHIGAN,
 26- ILLINOIS, 29- at Wisconsin

FEBRUARY
 3- KANSAS, 5- PURDUE, 9- at Ohio State,
 12- at Illinois, 16- at Purdue,
 23- WISCONSIN, 27- MINNESOTA,
 29/1/2- at Michigan

MARCH
 4- PENN STATE,
 9-12- at Big Ten Tournament (Chicago, Ill.)

1998-99 RESULTS

11/15	Western Illinois	W, 74-63
11/19	Northern Iowa	W, 83-67
11/25	Creighton	L, 73-75
12/1	at Drake	W, 78-74
12/4	South Alabama#	W, 82-58
12/5	Detroit#	W, 61-60
12/8	at Kansas	W, 85-81
12/12	Iowa State	W, 74-54
12/19	Missouri	W, 82-68
12/23	Coppin State	W, 87-73
12/31	Indiana	W, 67-52
1/3	at Northwestern	W, 52-48
1/7	Illinois	W, 84-62
1/12	at Ohio State	W, 71-68
1/16	at Minnesota	L, 70-75
1/21	at Michigan State	L, 65-80
1/23	Wisconsin	L, 52-72
1/27	Penn State	W, 84-74
1/30	at Michigan	W, 81-68
2/4	at Purdue	L, 75-90
2/6	Michigan State	L, 81-95
2/10	Minnesota	W, 76-73
2/13	Ohio State	L, 69-73
2/21	at Illinois	W, 78-72
2/23	Northwestern	W, 65-48
2/27	at Indiana	L, 81-88
3/5	vs. Wisconsin\$	L, 60-74
3/11	vs. UAB!	W, 77-64
3/13	vs. Arkansas!	W, 82-72
3/18	vs. Connecticut%	L, 68-78

#Hawkeye Invitational
 \$Big Ten Tournament (Chicago, Ill.)
 !NCAA Tournament (Denver, Colo.)
 %NCAA Tournament (Phoenix, Ariz.)

1999-2000 ROSTER

Name	Pos.	Ht.	Wt.	Cl.	PPG	RPG	Hometown
Joe Fermino	F	6-7	220	Jr.	---	---	Hyde Park, MA
Kyle Galloway	G	6-5	190	So.	1.0	0.0	Sioux City, IA
Marcelo Gomes	F	6-6	220	Jr.	1.0	0.5	San Antonio, TX
Rod Griffin	F	6-6	220	Jr.	---	---	Ypsilanti, MI
Duez Henderson	F	6-7	200	So.	2.0	1.3	Detroit, MI
Ryan Hogan	G	6-3	185	Jr.	---	---	Deerfield, IL
Jacob Jaacks	C	6-8	235	Sr.	6.8	4.3	Cedar Rapids, IA
Ryan Luehrsmann	G	6-1	175	Sr.	5.8	2.4*	Cedar Rapids, IA
Dean Oliver	G	5-11	175	Jr.	11.9	4.5*	Mason City, IA
Jason Price	G	6-0	170	Sr.	1.1	0.8	Chicago, IL
Antonio Ramos	C	7-2	215	So.	0.7	0.3	Minneapolis, MN
Jason Smith	G	6-3	202	Jr.	---	---	Bettendorf, IA
Rod Thompson	F	6-6	230	So.	1.0	0.4	Galesburg, IL

*assists per game



WISCONSIN-IOWA

UW Trails 60-71 (at Madison: 40-28; at Iowa City: 19-43; neutral site: 1-0)

SERIES FACTS

LONGEST UW WIN STREAKS

at Madison: 7 (1933-42)
at Iowa City: 4 (1912-18)
Overall: 8 (1909-19)

LARGEST UW VICTORY MARGIN

26 (38-12 in 1912 and 113-87 in 1974)

MOST POINTS, ONE TEAM

119 (Iowa 119, UW 100 in 1970)

LONGEST UI WIN STREAKS

at Iowa City: 15 (1975-89)
at Madison: 6 (1955-61)
Overall: 6 (1953-57, '75-78 and '86-89)

LARGEST UI VICTORY MARGIN

53 (101-48 in 1986)

MOST POINTS, BOTH TEAMS


219 (Iowa 119, UW 100 in 1970)

Series Notes

The Badgers won two games from the Hawkeyes a year ago by an average of 17 points ... Hawkeye first-year head coach Steve Alford guided SW Missouri State to a 43-32 victory over the UW in the first round of last season's NCAA Tourney ... Alford, a graduate of Indiana, led IU to an 8-0 record against Wisconsin during his four years there, averaging 21.9 points in those contests.

ALL-TIME RESULTS

1909.....Home.....W.....30-9	1949.....Away.....L.....60-61	1977.....Away.....L.....73-90	1989.....Away.....L.....70-78
1912.....Away.....W.....38-12	1949.....Home.....W.....70-47	1977.....Home.....L.....93-94++	1989.....Home.....W.....65-54
1912.....Home.....W.....30-5	1950.....Away.....W.....66-62+	1978.....Away.....L.....73-88	1990.....Home.....W.....73-69+
1916.....Away.....W.....36-31+	1950.....Home.....W.....53-44	1978.....Home.....W.....82-72	1990.....Away.....W.....80-71
1916.....Home.....W.....38-19	1951.....Home.....L.....60-73	1979.....Home.....L.....64-70	1991.....Home.....W.....91-79
1918.....Away.....W.....36-22	1952.....Away.....W.....78-75	1979.....Away.....L.....65-79	1991.....Away.....W.....56-55
1918.....Home.....W.....34-19	1953.....Home.....W.....75-70	1980.....Away.....L.....65-66	1992.....Away.....L.....66-73
1919.....Home.....W.....29-18	1953.....Away.....L.....66-83	1980.....Home.....W.....62-58	1992.....Home.....L.....65-70
1919.....Away.....L.....27-29	1954.....Away.....L.....54-71	1981.....Home.....L.....66-76	1993.....Away.....L.....65-91
1920.....Away.....W.....35-18	1955.....Home.....L.....69-86	1981.....Away.....L.....75-96	1994.....Home.....W.....95-71
1920.....Home.....L.....20-21	1956.....Home.....L.....74-78	1982.....Home.....L.....62-78	1995.....Away.....L.....84-96
1922.....Away.....W.....18-15	1956.....Away.....L.....66-80	1982.....Away.....L.....55-79	1995.....Home.....L.....77-84
1922.....Home.....L.....18-24	1957.....Home.....L.....47-70	1983.....Home.....W.....65-62	1996.....Home.....W.....80-71
1924.....Away.....L.....19-22	1957.....Away.....W.....60-59	1983.....Away.....L.....63-93	1996.....Away.....L.....54-69
1924.....Home.....W.....36-26	1958.....Away.....L.....61-74	1984.....Away.....L.....62-75	1997.....Away.....L.....53-78
1925.....Home.....W.....16-15	1959.....Home.....L.....84-94	1984.....Home.....L.....55-63	1997.....Home.....W.....49-48
1925.....Away.....W.....25-23	1960.....Home.....L.....64-71	1985.....Away.....L.....65-105	1998.....Home.....L.....76-79
1927.....Home.....W.....24-21	1960.....Away.....W.....63-58	1985.....Home.....W.....54-53	1999.....Away.....W.....72-52
1927.....Away.....L.....17-26	1961.....Home.....L.....68-76	1986.....Home.....W.....69-63	1999.....UC.....W.....74-60
1928.....Home.....W.....31-21	1961.....Away.....L.....61-63	1986.....Away.....L.....48-101	
1928.....Home.....W.....20-17	1962.....Home.....W.....91-79	1987.....Away.....L.....63-78	
1931.....Home.....W.....24-13	1962.....Away.....L.....64-81	1987.....Home.....L.....71-81	
1931.....Home.....L.....17-19	1963.....Away.....L.....56-65	1988.....Home.....L.....89-104	
1933.....Home.....W.....21-19	1963.....Home.....W.....75-69	1988.....Away.....L.....70-103	
1933.....Away.....L.....25-31	1964.....Home.....W.....79-61		
1934.....Away.....L.....26-32	1965.....Away.....L.....62-92		
1934.....Home.....W.....35-32	1966.....Home.....W.....69-68		
1936.....Home.....W.....27-21	1966.....Away.....L.....70-80		
1936.....Away.....L.....25-32	1967.....Away.....W.....96-95+++		
1937.....Home.....W.....29-23	1967.....Home.....L.....87-90+		
1937.....Away.....L.....35-43	1968.....Away.....L.....61-69		
1939.....Home.....W.....28-24	1969.....Home.....W.....84-74		
1940.....Away.....L.....35-37	1970.....Home.....L.....74-92		
1941.....Home.....W.....49-35	1970.....Away.....L.....100-119		
1942.....Away.....L.....45-49	1971.....Home.....L.....91-93		
1942.....Home.....W.....62-45	1971.....Away.....W.....89-83		
1945.....Away.....L.....53-54	1972.....Home.....W.....81-80		
1945.....Home.....L.....38-68	1973.....Away.....L.....76-100		
1946.....Away.....L.....50-57	1974.....Home.....W.....113-87		
1946.....Home.....L.....39-44	1974.....Away.....W.....74-58		
1947.....Away.....W.....63-62	1975.....Home.....W.....86-85+		
1947.....Home.....W.....60-53	1975.....Away.....L.....68-75		
1948.....Home.....W.....60-51	1976.....Home.....L.....71-81		
1948.....Away.....L.....40-62	1976.....Away.....L.....82-96		



Iowa's Carver-Hawkeye Arena



MICHIGAN STATE




FEB. 12 AT WISCONSIN • 8 p.m. CST • Madison, Wis. • Kohl Center (17,142)

FEB. 19 AT MICHIGAN STATE • 3:31 p.m. CST • East Lansing, Mich. • Breslin Center (14,659)



Head Coach
Tom Izzo



Senior Guard
Mateen Cleaves



Basketball SID
Matt Larson

GENERAL INFORMATION

Location: East Lansing, Mich.
Founded: 1855
Enrollment: 43,189
Colors: Green and White
Nickname: Spartans
Conference: Big Ten
Facility: Breslin Center
Capacity: 14,659
President: Peter McPherson
Athletics Dir.: Clarence Underwood
1998-99 Record: 33-5
Conference Record: 15-1
Starters Returning/Lost: 3/2
Lettermen Returning/Lost: 8/4

COACHING STAFF

Head Coach: Tom Izzo
Alma Mater: Northern Michigan '77
Record at MSU: 88-41 (4 yrs.)
Career Record: same
Assistants:
 Brian Gregory (Oakland Univ. '90)
 Stan Heath (Eastern Michigan '88)
 Mike Garland (Northern Michigan '77)
Office Phone: (517) 355-1643

SPORTS INFORMATION

Basketball SID: Matt Larson
Office: (517) 355-2271
Home: (517) 349-4607
E-mail: larsonm9@msu.edu
SID Fax: (517) 353-9636
Press Row: (517) 353-1626
Web Site: www.msuspartans.com
Fax-on-demand: (800) 300-2050
Big Ten passcode: 282
Latest Release: 2020
Statistics/Results: 2021
Roster/Schedule: 2022
Last Box Score: 2023

1999-2000 SCHEDULE

NOVEMBER
 22-TOLEDO, Nov. 25-27- at San Juan
 Shootout (San Juan, Puerto Rico)

DECEMBER
 1- at North Carolina, 3-4- SPARTAN
 CLASSIC, 7- vs. Kansas (Chicago, Ill.),
 11- at Arizona, 18- OAKLAND,
 23- at Kentucky, 28- MISS. VALLEY STATE,
 30- at Wright State

JANUARY
 5- PENN STATE, 8- at Iowa, 11- INDIANA,
 20- at Ohio State, 22- NORTHWESTERN,
 27- at Northwestern, 30- ILLINOIS

FEBRUARY
 1- at Michigan, 5- CONNECTICUT,
 8- at Purdue, 12- at Wisconsin, 15- OHIO
 STATE, 19- WISCONSIN, 23- at Penn
 State, 26- at Indiana, 29/1/2- MINNESOTA

MARCH
 4/5- MICHIGAN,
 9-12- at Big Ten Tournament (Chicago, Ill.)

1998-99 RESULTS

11/13	N.E. Louisiana	W, 89-58
11/17	at Oakland Univ.	W, 96-66
11/20	at Temple	L, 59-60
11/27	Central Florida	W, 87-64
11/28	Western Michigan	W, 90-66
12/2	vs. Duke	L, 67-73
12/5	at Connecticut	L, 68-82
12/10	at East Tennessee St.	W, 86-53
12/13	Illinois-Chicago	W, 77-33
12/21	vs. Pepperdine#	W, 79-67
12/22	vs. Tulsa#	W, 68-58
12/23	vs. Alabama#	W, 75-58
12/30	UNC-Asheville	W, 64-39
1/2	Louisville	W, 69-57
1/6	at Wisconsin	L, 51-66
1/9	Michigan	W, 81-67
1/13	Minnesota	W, 71-55
1/16	at Illinois	W, 51-49
1/21	Iowa	W, 80-65
1/24	at Indiana	W, 73-59
1/27	Ohio State	W, 76-71
1/30	Northwestern	W, 65-48
2/2	at Penn State	W, 70-68
2/6	at Iowa	W, 95-81
2/11	Illinois	W, 61-44
2/13	at Minnesota	W, 84-82
2/16	Purdue	W, 82-69
2/18	at Michigan	W, 73-58
2/21	Wisconsin	W, 56-51
2/28	at Purdue	W, 60-46
3/5	vs. Northwestern\$	W, 61-59
3/6	vs. Wisconsin\$	W, 56-41
3/7	vs. Illinois\$	W, 67-50
3/12	vs. Mt. St. Mary's!	W, 76-53
3/14	vs. Mississippi!	W, 74-66
3/19	vs. Oklahoma%	W, 54-46
3/21	vs. Kentucky%	W, 73-66
3/27	vs. Duke&	L, 62-68

1999-2000 ROSTER

Name	Pos.	Ht.	Wt.	Cl.	PPG	RPG	Hometown
Al Anagonye	F	6-8	235	Fr.	---	---	Southfield, MI
Jason Andreas	C	6-10	235	Fr.	---	---	Sugar Creek, OH
Charlie Bell	G	6-3	195	Jr.	7.8	3.8	Flint, MI
Mike Chappell	F	6-9	205	Jr.	---	---	Southfield, MI
Steve Cherry	F	6-6	190	Jr.	0.5	0.4	Coldwater, MI
Mateen Cleaves	G	6-2	195	Sr.	11.7	7.2*	Flint, MI
A.J. Granger	F	6-9	230	Sr.	6.6	3.9	Findlay, OH
Lorenzo Guess	G	6-3	190	Jr.	0.8	0.6	Wayne, MI
Andre Hutson	F	6-8	230	Jr.	8.9	5.2	Trotwood, OH
Mat Ishbia	G	5-10	155	Fr.	---	---	Bloomfield, MI
Morris Peterson	F	6-6	215	Sr.	13.6	5.7	Flint, MI
Jason Richardson	G/F	6-6	210	Fr.	---	---	Saginaw, MI
Brandon Smith	G	5-10	165	Jr.	0.2	0.2	Rochester, NY
David Thomas	G/F	6-7	205	Jr.	---	---	Brampton, ONT
Adam Wolfe	F	6-8	225	Fr.	---	---	Westerville, OH

*assists per game

#Pearl Harbor Classic (Honolulu, HI)
 \$Big Ten Tournament (Chicago, Ill.)
 !NCAA Tournament (Milwaukee, Wis.)
 %NCAA Tournament (St. Louis, Mo.)
 &NCAA Final Four (St. Petersburg, Fla.)



WISCONSIN-MICHIGAN STATE

UW Trails 48-56 (at Madison: 35-20; at East Lansing: 13-35; neutral site: 0-1)

SERIES FACTS

LONGEST UW WIN STREAKS

at Madison: 12 (1965-77)
at East Lansing: 3 (1947-51 and '61-63)
Overall: 5 (1935-39 and '47-51)

LARGEST UW VICTORY MARGIN

27 (101-74 in 1972)

MOST POINTS, ONE TEAM

106 (Michigan St. 106, UW 90 in 1964)

LONGEST MSU WIN STREAKS

at East Lansing: 10 (1977-86)
at Madison: 3 (1985-87)
Overall: 6 (1984-87)

LARGEST MSU VICTORY MARGIN

34 (93-59 in 1958)

MOST POINTS, BOTH TEAMS

199 (UW 103, Michigan St. 96 in 1975)

Series Notes

Michigan State has won six of the last seven meetings between the two teams ... Wisconsin's 66-51 victory on Jan. 6 in Madison was the Spartans' lone conference loss last year ... that was MSU's last loss until falling to Duke in the Final Four ... the two teams play twice in a seven-day span this season, the shortest turnaround time against one team for the Badgers since they played MSU on Feb. 8 and 12 in 1992.

ALL-TIME RESULTS

1922.....Home.....W.....27-12	1969.....Away.....L.....67-77	1992.....Away.....L.....61-76
1933.....Home.....W.....26-16	1969.....Home.....W.....76-64	1993.....Away.....W.....67-66
1934.....Home.....L.....22-23	1970.....Home.....W.....89-79	1993.....Home.....W.....65-62
1935.....Home.....W.....23-21+	1971.....Away.....L.....78-97	1994.....Away.....L.....60-70
1936.....Home.....W.....26-21	1972.....Away.....L.....76-83	1994.....Home.....W.....87-62
1937.....Home.....W.....22-17	1972.....Home.....W.....101-74	1995.....Home.....L.....64-78
1938.....Home.....W.....30-27	1973.....Home.....W.....93-80	1995.....Away.....L.....72-97
1939.....Home.....W.....39-37	1973.....Away.....L.....78-79+	1996.....Home.....W.....61-48
1940.....Away.....L.....41-48	1974.....Home.....W.....87-80	1996.....Away.....W.....73-52
1946.....Home.....L.....48-59	1975.....Away.....L.....87-105	1997.....Home.....L.....50-58
1946.....Away.....L.....52-56	1975.....Home.....W.....103-96	1997.....Away.....L.....49-68
1947.....Away.....W.....58-48	1976.....Home.....W.....70-63	1998.....Away.....L.....40-63
1948.....Home.....W.....51-39	1976.....Away.....W.....86-82	1998.....Home.....L.....47-56
1950.....Away.....W.....66-47	1977.....Away.....L.....61-84	1999.....Home.....W.....66-51
1951.....Away.....W.....53-52	1977.....Home.....W.....87-83+++	1999.....Away.....L.....51-56
1951.....Home.....W.....35-29	1978.....Away.....L.....63-74	1999.....UC.....L.....41-56
1952.....Away.....L.....39-50	1978.....Home.....L.....75-89	+ - overtime period
1952.....Home.....L.....55-57	1979.....Away.....L.....55-84	UC - United Center
1953.....Away.....L.....45-53	1979.....Home.....W.....83-81	
1953.....Home.....W.....58-51	1980.....Away.....L.....61-62	
1954.....Away.....W.....57-53	1980.....Home.....W.....80-66	
1954.....Home.....W.....79-56	1981.....Home.....W.....63-62	
1955.....Away.....L.....77-94	1981.....Away.....L.....65-74	
1955.....Home.....L.....70-73	1982.....Away.....L.....58-68	
1956.....Away.....L.....82-89	1982.....Home.....W.....65-60	
1957.....Home.....L.....62-78	1983.....Away.....L.....66-86	
1958.....Home.....W.....66-52	1983.....Home.....L.....65-91	
1958.....Away.....L.....59-93	1984.....Home.....W.....81-74	
1959.....Home.....L.....57-88	1984.....Away.....L.....59-78	
1959.....Away.....L.....73-93	1985.....Home.....L.....68-77	
1960.....Home.....L.....79-91	1985.....Away.....L.....63-82	
1961.....Away.....W.....74-71	1986.....Away.....L.....81-83	
1962.....Away.....W.....83-78	1986.....Home.....L.....71-84	
1962.....Home.....W.....77-72	1987.....Home.....W.....78-81	
1963.....Home.....L.....68-75	1987.....Away.....W.....65-63	
1963.....Away.....W.....92-89+	1988.....Home.....W.....78-72++	
1964.....Away.....L.....90-106	1988.....Away.....W.....71-69	
1965.....Home.....W.....99-89	1989.....Home.....W.....69-64+	
1966.....Away.....L.....65-79	1989.....Away.....L.....61-70	
1966.....Home.....W.....78-77	1990.....Home.....L.....61-64	
1967.....Away.....L.....61-68	1990.....Away.....L.....57-60	
1967.....Home.....W.....68-64	1991.....Away.....L.....50-65	
1968.....Home.....W.....70-68	1991.....Home.....W.....84-78++	
1968.....Away.....L.....77-87	1992.....Home.....L.....64-79	



Michigan State's Breslin Center




MICHIGAN



FEB. 16 AT WISCONSIN • 7 p.m. CST • Madison, Wis. • Kohl Center (17,142)



Head Coach
Brian Ellerbe



Junior Forward
Josh Asselin



Basketball SID
Bruce Madej

GENERAL INFORMATION

Location: Ann Arbor, Mich.
 Founded: 1817
 Enrollment: 37,197
 Colors: Maize and Blue
 Nickname: Wolverines
 Conference: Big Ten
 Facility: Crisler Arena
 Capacity: 13,560
 President: Lee C. Bollinger
 Athletics Dir.: Tom Goss
 1998-99 Record: 12-19
 Conference Record: 5-11
 Starters Returning/Lost: 3/2
 Lettermen Returning/Lost: 9/4

COACHING STAFF

Head Coach: Brian Ellerbe
 Alma Mater: Rutgers '85
 Record at UM: 37-28 (2 yrs.)
 Career Record: 71-75 (5 yrs.)
 Assistants:
 Scott Trost (Illinois State '88)
 Kurtis Townsend (W. Kentucky '82)
 Lorenzo Neely (Eastern Michigan '91)
 Office Phone: (734) 763-5504

SPORTS INFORMATION

Basketball SID: Tom Wywrot
 Office: (734) 647-1268
 Home: (734) 528-0244
 E-mail: twywrot@umich.edu
 SID Fax: (734) 647-1188
 Press Row: (734) 998-7188
 Web Site: www.mgoblue.com
 Fax-on-demand: (800) 300-2050
 Big Ten passcode: 282
 Latest Release: 1820
 Statistics/Results: 1821
 Roster/Schedule: 1822
 Last Box Score: 1823

1999-2000 SCHEDULE

NOVEMBER
 19- OAKLAND, 23- DETROIT,
 27- WESTERN MICHIGAN

DECEMBER
 1- vs. Georgia Tech (Atlanta, Ga.),
 4- CHATTANOOGA, 8- KENT, 11- DUKE,
 19- at Boston College, 23- DUQUESNE,
 28- TOWSON

JANUARY
 2- COLORADO ST., 5- at Minnesota,
 8- at Purdue, 16- ILLINOIS,
 19- NORTHWESTERN, 22- at Iowa,
 25- at Indiana

FEBRUARY
 1- MICHIGAN STATE, 6- OHIO STATE,
 9- Illinois, 13- INDIANA, 16- at Wisconsin,
 19- PENN STATE, 24- PURDUE,
 26- at Northwestern, 29/1/2- IOWA

MARCH
 4/5- at Michigan State, 9-12- at Big Ten
 Tournament

1998-99 RESULTS

11/13	at Florida Int.	L, 62-69
11/16	Ball State	L, 64-75
11/19	Detroit	W, 62-55
11/23	vs. Clemson%	W, 59-56
11/24	vs. Syracuse%	L, 46-58
11/25	vs. Utah%	L, 54-71
11/30	Towson	W, 60-45
12/2	Bradley	W, 74-44
12/6	vs. W. Michigan	L, 74-81
12/9	at E. Michigan	W, 86-63
12/12	at Duke	L, 64-108
12/21	Hampton	W, 77-61
12/27	vs. Florida&	L, 63-79
12/30	Wisconsin	W, 59-55
1/2	at Penn State	L, 52-70
1/5	Indiana	W, 82-70
1/9	at Michigan State	L, 67-81
1/16	Ohio State	W, 84-74
1/20	at Minnesota	L, 70-76
1/23	at Purdue	L, 71-81
1/28	Illinois	L, 59-61
1/30	Iowa	L, 68-81
2/4	at Northwestern	L, 34-58
2/7	Minnesota	W, 74-65
2/9	at Ohio State	L, 69-74
2/18	Michigan State	L, 58-73
2/21	at Indiana	L, 71-73
2/24	Penn State	L, 72-78
2/27	at Wisconsin	W, 51-39
3/4	vs. Purdue\$	W, 79-73 (ot)
3/5	vs. Ohio State\$	L, 69-87

1999-2000 ROSTER

Name	Pos.	Ht.	Wt.	Cl.	PPG	RPG	Hometown
Leland Anderson	F	6-8	265	Fr.	---	---	Attleboro, MA
Josh Asselin	F/C	6-11	230	Jr.	8.9	5.9	Caro, MI
LaVell Blanchard	G	6-7	205	Fr.	---	---	Ann Arbor, MI
Jamal Crawford	G	6-6	190	Fr.	---	---	Renton, WA
Kevin Gaines	G	6-4	180	Fr.	---	---	Las Vegas, NV
Gavin Groninger	G/F	6-5	190	Fr.	---	---	Plainfield, IN
Leon Jones	G/F	6-4	195	So.	4.3	1.7	Battle Creek, MI
Brandon Smith	F	6-7	200	Jr.	8.3	3.7	Amarillo, TX
Darius Taylor	F	6-4	195	Sr.	0.7	0.6	Chicago, IL
Chris Young	F	6-9	220	So.	2.6	3.4	Plymouth, MI
Peter Vignier	C	6-11	255	Sr.	6.5	7.4	Teaneck, NJ

%Maui Invitational (Lahaina, Hawaii)
 &Orange Bowl Classic (Miami, Fla.)
 \$Big Ten Tournament (Chicago, Ill.)



WISCONSIN-MICHIGAN

UW Trails 50-82 (at Madison: 35-32; at Ann Arbor: 14-49; neutral site: 1-1)

SERIES FACTS

LONGEST UW WIN STREAKS

at Madison: 6 (1952-57)
 at Ann Arbor: 2 (1934-35, '39-41, '43-45)
 Overall: 4 (1934-35, '43-45, '52-54)

LARGEST UW VICTORY MARGIN

27, (40-13 in 1920)

MOST POINTS, ONE TEAM

120 (Michigan 120, UW 102 in 1966)

LONGEST UM WIN STREAKS

at Ann Arbor: 16 (1983-present)
 at Madison: 4 (1962-66, '85-88)
 Overall: 9 (1984-88)

LARGEST UM VICTORY MARGIN

44 (103-59 in 1964)

MOST POINTS, BOTH TEAMS

222 (Michigan 120, UW 102 in 1966)

Series Notes

Michigan has won four consecutive meetings between the two teams ... the Badgers have not won at Michigan since a 65-63 victory on Jan. 17, 1982 (16 straight losses) ... for just the second time since 1973, Wisconsin and Michigan will meet only once this season ... the last time that happened, 1997, Wisconsin prevailed 58-53 in Madison ... this will be second time in the last four seasons that the Badgers will not visit Ann Arbor.

ALL-TIME RESULTS

1920.....Home.....W.....40-13	1951.....Away.....W.....61-52	1977.....Home.....L.....64-69	1989.....Away.....L.....70-92
1920.....Away.....L.....20-23	1951.....Home.....L.....50-52	1978.....Away.....L.....64-83	1990.....Home.....L.....63-77
1921.....Home.....W.....27-24	1952.....Away.....L.....55-56	1978.....Home.....L.....66-68	1990.....Away.....L.....64-94
1921.....Away.....W.....25-17	1952.....Home.....W.....69-53	1979.....Home.....W.....77-66	1991.....Home.....L.....68-69 +
1922.....Home.....W.....18-16 +	1953.....Home.....W.....75-63	1979.....Away.....W.....66-65	1991.....Away.....L.....62-65
1922.....Away.....L.....17-18	1953.....Home.....W.....74-52	1980.....Home.....L.....69-73 +	1992.....Away.....L.....83-98
1923.....Away.....W.....18-15	1954.....Home.....W.....77-56	1980.....Away.....L.....59-68	1992.....Home.....W.....96-78
1923.....Home.....W.....16-11	1955.....Away.....L.....63-90	1981.....Home.....L.....67-74	1993.....Home.....L.....73-98
1925.....Away.....L.....12-14	1956.....Home.....W.....69-58	1981.....Away.....L.....64-71	1993.....Away.....L.....66-85
1925.....Home.....L.....16-27	1956.....Away.....L.....68-78	1982.....Away.....W.....65-63	1994.....Away.....L.....75-79
1926.....Away.....L.....13-22	1957.....Away.....L.....62-71	1982.....Home.....L.....84-91	1994.....Home.....W.....71-58
1926.....Home.....L.....23-24 +	1957.....Home.....W.....70-65	1983.....Away.....L.....57-62	1995.....Away.....L.....58-62
1928.....Home.....W.....26-22	1958.....Away.....L.....49-70	1983.....Home.....W.....82-70	1995.....Home.....W.....70-65
1928.....Away.....L.....19-42	1958.....Home.....L.....65-72	1984.....Home.....W.....71-64	1996.....Home.....W.....51-46
1929.....Home.....L.....23-31	1959.....Home.....L.....74-84	1984.....Away.....L.....75-84	1996.....Away.....L.....51-65
1929.....Away.....L.....22-37	1959.....Away.....L.....63-87	1985.....Home.....L.....81-94	1997.....Home.....W.....58-53
1931.....Away.....L.....17-23	1960.....Away.....W.....88-82 +	1985.....Away.....L.....68-88	1998.....Home.....L.....63-76
1931.....Home.....L.....15-26	1961.....Home.....W.....76-68	1986.....Away.....L.....64-91	1998.....Away.....L.....70-76
1932.....Home.....L.....18-24	1962.....Home.....L.....74-81	1986.....Home.....L.....74-97	1999.....Away.....L.....55-59
1932.....Away.....L.....13-33	1962.....Away.....L.....65-84	1987.....Home.....L.....78-84	1999.....Home.....L.....39-51
1934.....Home.....W.....34-23	1963.....Away.....W.....81-78	1987.....Away.....L.....64-77	+ - overtime period
1934.....Away.....W.....32-26	1963.....Home.....L.....80-82	1988.....Away.....L.....54-65	LA - Los Angeles
1935.....Away.....W.....34-20	1964.....Home.....L.....59-103	1988.....Home.....L.....67-80	
1935.....Home.....W.....33-19	1965.....Away.....L.....75-98	1989.....Home.....W.....71-68	
1937.....Away.....L.....31-43	1966.....Home.....L.....67-69		
1937.....Home.....L.....27-41	1966.....Away.....L.....102-120		
1938.....Away.....W.....39-30	1967.....LA.....L.....88-98		
1938.....Away.....L.....29-58	1967.....Home.....W.....98-90		
1939.....Away.....W.....42-39	1967.....Detroit.....W.....80-79		
1940.....Home.....L.....39-44	1968.....Home.....W.....77-75		
1941.....Away.....W.....40-30	1969.....Away.....L.....79-84		
1942.....Home.....W.....58-36	1970.....Home.....W.....84-74		
1943.....Away.....L.....34-38	1970.....Away.....W.....90-86		
1943.....Away.....W.....55-34	1971.....Home.....L.....89-90		
1944.....Home.....W.....50-41	1971.....Away.....L.....73-93		
1944.....Home.....W.....42-31	1972.....Away.....L.....70-93		
1945.....Away.....W.....55-44	1973.....Home.....W.....94-79		
1945.....Home.....L.....39-50	1974.....Away.....L.....75-83		
1946.....Home.....W.....58-57	1974.....Home.....L.....74-78		
1946.....Away.....L.....56-66	1975.....Away.....L.....73-75 +		
1947.....Away.....W.....52-51	1975.....Home.....W.....70-68		
1948.....Home.....L.....39-43	1976.....Home.....L.....81-106		
1949.....Away.....L.....38-40	1976.....Away.....L.....86-107		
1950.....Home.....W.....53-41	1977.....Away.....L.....63-66		



Michigan's Crisler Arena



NORTHWESTERN



MARCH 1/2 AT NORTHWESTERN • 7 p.m./6 p.m. CST • Evanston, Ill. • Welsh-Ryan Arena (8,117)



Head Coach
Kevin O'Neill



Sophomore Guard
Steve Lepore



Basketball SID
Kyle Coughlin

COACHING STAFF

Head Coach: Kevin O'Neill
Alma Mater: McGill '79
Record at NU: 25-31 (2 yrs.)
Career Record: 185-172 (13 yrs.)
Assistants:
Bob Beyer (Alfred '82)
Billy Schmidt (Wake Forest '92)
Steve Evans (Union '94)
Office Phone: (847) 491-7906

SPORTS INFORMATION

Basketball SID: Kyle Coughlin
Office: (847) 491-7503
Home: (847) 492-8895
E-mail: k-coughlin@nwu.edu
SID Fax: (847) 491-8818
Press Row: (847) 491-8852/8853
Web Site: www.nusports.com
Fax-on-demand: (800) 300-2050
Big Ten passcode: 282
Game Notes: 2420
Statistics/Results: 2421
Roster/Schedule: 2422
Last Box Score: 2423

1999-2000 ROSTER

Name	Pos.	Ht.	Wt.	Cl.	PPG	RPG	Hometown
Winston Blake	F	6-5	180	Fr.	---	---	Plano, TX
Jason Burke	G	6-6	187	Fr.	---	---	Plano, TX
Brody Deren	F	6-7	223	Fr.	---	---	Harlan, IA
Collier Drayton	G	6-1	175	So.	---	---	Lyons, NY
Jeff Eschmeyer	G	6-2	192	Jr.	0.0	0.5	New Knoxville, OH
Tavaras Hardy	F	6-8	210	So.	6.9	3.9	Joliet, IL
Aaron Jennings	C	6-11	200	Fr.	---	---	Atkins, IA
Ben Johnson	G	6-3	180	Fr.	---	---	Minneapolis, MN
Steve Lepore	G/F	6-5	200	So.	7.2	4.3	North Olmsted, OH
Aron Molner	C	6-11	242	Sr.	3.1	2.5	Mississauga, ONT
David Newman	G	5-11	165	So.	8.3	2.7*	Des Moines, IA
Adam Robinson	F	6-10	210	Fr.	---	---	Cedar Falls, IA
Sean Wink	G	6-2	167	Jr.	7.1	1.7	Brea, CA

*assists per game

GENERAL INFORMATION

Location: Evanston, Ill.
Founded: 1851
Enrollment: 7,400
Colors: Purple and White
Nickname: Wildcats
Conference: Big Ten
Facility: Welsh-Ryan Arena
Capacity: 8,117
President: Henry S. Bienen
Athletics Dir.: Rick Taylor
1998-99 Record: 15-14
Conference Record: 6-10
Starters Returning/Lost: 3/2
Lettermen Returning/Lost: 8/5

1998-99 RESULTS

11/17	Maine	L, 57-69
11/21	Oakland	W, 68-30
11/25	St. Francis (N.Y.)	W, 69-66
11/28	Furman	W, 62-55
12/5	Dayton	W, 61-57
12/14	UW-Milwaukee	W, 80-44
12/19	at Seton Hall	L, 52-63
12/23	Boston College	W, 69-59
12/27	Long Beach State	W, 67-47
1/3	Iowa	L, 48-52
1/6	at Minnesota	W, 58-55
1/9	at Illinois	W, 59-46
1/13	at Indiana	L, 78-81
1/16	Wisconsin	L, 49-57
1/20	Penn State	W, 62-60
1/23	Texas-Pan American	W, 76-47
1/27	Purdue	W, 54-50
1/30	at Michigan State	L, 48-65
2/4	Michigan	W, 58-34
2/6	at Penn State	W, 71-67
2/10	at Wisconsin	L, 45-57
2/13	Indiana	L, 62-69 (ot)
2/17	Illinois	L, 63-69
2/20	at Ohio State	L, 49-59
2/23	at Iowa	L, 48-65
2/27	Minnesota	L, 51-58
3/4	vs. Penn State\$	W, 54-44
3/5	vs. Michigan State\$	L, 59-61
3/10	at DePaul!	L, 64-69

\$Big Ten Tournament (Chicago, Ill.)

!NIT Tournament



WISCONSIN-NORTHWESTERN

UW Leads 92-57 (at Madison: 54-20; at Evanston: 32-34; neutral site: 6-3)

SERIES FACTS

LONGEST UW WIN STREAKS

at Madison: 11 (1983-93)
at Evanston: 6 (1910-17, '47-53 and '84-89)
Overall: 13 (1947-54)

LARGEST UW VICTORY MARGIN

46 (55-9 in 1910)

MOST POINTS, ONE TEAM

110 (UW 110, Northwestern 94 in 1967)

LONGEST NU WIN STREAKS

at Evanston: 7 (1930-39)
at Madison: 3 (1936-40)
Overall: 7 (1935-40)

LARGEST NU VICTORY MARGIN

23 (49-26 in 1936)

MOST POINTS, BOTH TEAMS

204 (UW 110, Northwestern 94 in 1967)

Series Notes

Northwestern is the only team from the original Big Ten against whom UW has a winning record ... the Badgers have won five of the last six meetings between the two teams, including a sweep of the Wildcats last season ... the UW's 92 victories all-time vs. NU are the most for the Badgers against any team ... Wildcat assistant coach Bob Beyer was an assistant at Wisconsin in 1993-94.

ALL-TIME RESULTS

1910HomeW55-9	1944CSL38-60	1974AwayW77-62	1988HomeW80-59
1910AwayW39-11	1944HomeW50-47++	1975AwayL66-69	1988AwayW74-69
1911AwayW29-9	1945HomeL37-52	1975HomeW94-70	1989AwayW59-58
1911HomeW23-11	1945CSW44-43	1976AwayL60-62	1989HomeW72-60
1912AwayW32-19	1946CSL34-56	1976HomeL77-90	1990AwayL85-87
1912HomeW46-11	1946HomeL58-63	1977HomeW61-60	1990HomeW65-50
1914HomeW38-9	1947HomeW45-44	1977AwayL88-98	1991AwayW74-57
1914AwayW33-26	1947CSW54-42	1978HomeL85-93	1991HomeW79-76
1916HomeW22-18	1948CSW68-62	1978AwayW81-80	1992HomeW69-67
1916AwayW24-21	1948HomeW59-54	1979HomeW95-82	1992AwayL65-76
1917AwayW29-21+	1949CSW56-52	1979AwayW72-70	1993HomeW101-87
1917HomeW23-21	1949HomeW57-46	1980HomeW75-66	1993AwayL89-100
1918AwayL17-33	1950CSW66-59	1980AwayL50-53	1994HomeL71-75
1918HomeW26-18	1950HomeW67-53	1981AwayL48-50	1994AwayL54-66
1919HomeL15-20	1951HomeW68-56	1981HomeW60-57	1995HomeW97-73
1919AwayL23-32	1952AwayW74-58	1982HomeL55-61	1995AwayW70-56
1921AwayL12-13	1953AwayW78-56	1982AwayW61-60	1996AwayL52-62
1921HomeW22-10	1953HomeW74-58	1983HomeW49-45	1996HomeL71-82
1922AwayW21-9	1954HomeW64-47	1983DPL57-64	1997HomeW65-53
1922HomeW23-11	1955AwayL72-80	1984AwayW61-60+	1997AwayW56-44
1923AwayW21-10	1956AwayW79-55	1984HomeW54-47	1998HomeW56-33
1923HomeW29-17	1956HomeW76-70	1985AwayW52-51	1998AwayL39-47
1924AwayW25-10	1957AwayL54-75	1985HomeW61-53	1999AwayW57-49
1924HomeW23-14	1957HomeW82-69	1986HomeW57-52	1999HomeW57-45
1926HomeW35-27	1958AwayL65-82	1986AwayW70-68	+ - overtime period
1926AwayL26-36	1959HomeL82-86	1987AwayW62-57	CS - Chicago Stadium
1927AwayW28-18	1960HomeL69-77	1987HomeW76-59	DP - DePaul's Alumni Hall
1927HomeW25-24	1960AwayL59-73		
1929HomeW37-23	1961AwayL52-54		
1929AwayW31-25	1961HomeW75-61		
1930AwayL14-23	1962AwayW65-64		
1930HomeW29-22	1963HomeW78-65		
1932AwayL30-31+	1964AwayL63-76		
1932HomeL24-28	1964AwayL64-72		
1933AwayL22-40	1965HomeW93-87+		
1933HomeL28-30	1965AwayW88-76		
1935HomeW16-9	1966AwayL65-76		
1935AwayL31-36	1966HomeW90-62		
1936HomeL28-33	1967HomeW110-94		
1936AwayL26-49	1967AwayL82-91		
1938AwayL38-47	1968AwayL75-77		
1938HomeL23-27	1969HomeL70-72		
1939AwayL27-37	1970AwayL75-82		
1940HomeL44-47	1970HomeL82-87		
1941AwayW48-46+	1971HomeW87-72		
1942CSW49-46	1972AwayL91-101		
1942HomeW59-47	1972HomeL82-90		
1943CSW67-65	1973AwayL73-74		
1943HomeL54-56	1974HomeW87-53		



Northwestern's Welsh-Ryan Arena



SID CONTACTS

BALL STATE

Basketball SID: Joe Hernandez
Office Phone: (765) 285-8242
Home Phone: (765) 289-7919
Email: jhernand@wp.bsui.edu
SID Fax: (765) 285-8929
Press Row Phone: (765) 285-8930
Website: www.bsui.edu/sports

ILLINOIS

Basketball SID: Barbara Butler
Office Phone: (217) 333-1391
Home Phone: (217) 359-5244
Email: butler4@uiuc.edu
SID Fax: (217) 333-5540
Press Row Phone: (217) 333-1227
Website: www.fightingillini.com

INDIANA

Basketball SID: TBA
Office Phone: (812) 855-9399
Home Phone: TBA
Email: TBA
SID Fax: (812) 855-9401
Press Row Phone: (812) 855-2754
Website: www.athletics.indiana.edu

IOWA

Basketball SID: Steve Roe
Office Phone: (319) 335-9411
Home Phone: (319) 339-0980
Email: steven-roe@uiowa.edu
SID Fax: (319) 335-9417
Press Row Phone: (319) 335-7248
Website: www.hawkeyesports.com

MARQUETTE

Basketball SID: Kathleen Hohl
Office Phone: (414) 288-5287
Home Phone: (414) 427-3091
Email: kathleen.hohl@marquette.edu
SID Fax: (414) 288-6519
Press Row Phone: (414) 227-0580
Website: www.gomarquette.com

MICHIGAN

Basketball SID: Tom Wywrot
Office Phone: (734) 647-1268
Home Phone: (734) 528-0244
Email: twywrot@umich.edu
SID Fax: (734) 647-1188
Press Row Phone: (734) 998-7188
Website: www.mgoblue.com

MICHIGAN STATE

Basketball SID: Matt Larson
Office Phone: (517) 355-2271
Home Phone: (517) 349-4607
Email: larsonm9@msu.edu
SID Fax: (517) 353-9636
Press Row Phone: (517) 353-1626
Website: www.msuspartans.com

MINNESOTA

Basketball SID: Bill Crumley
Office Phone: (612) 625-4090
Home Phone: (612) 425-5886
Email: crum1001@tc.umn.edu
SID Fax: (612) 625-0359

Press Row Phone: (612) 626-1308
Website: www.gophersports.com

MISSOURI

Basketball SID: Chad Moller
Office Phone: (573) 882-2531
Home Phone: (573) 474-6620
Email: mollerc@missouri.edu
SID Fax: (573) 882-2531
Press Row Phone: (573) 882-1442
Website: www.mutigers.com

NORTHERN ILLINOIS

Basketball SID: Michael Molde
Office Phone: (815) 753-1706
Home Phone: (815) 754-0525
Email: mmolde@niu.edu
SID Fax: (815) 753-9540
Press Row Phone: (815) 753-0628
Website: www.niu.edu/athletics

NORTHWESTERN

Basketball SID: Kyle Coughlin
Office Phone: (847) 491-7503
Home Phone: (847) 492-8895
Email: k-coughlin@nwu.edu
SID Fax: (847) 491-8818
Press Row Phone: (847) 491-8852/8853
Website: www.nusports.com/

OHIO STATE

Basketball SID: Dan Wallenberg
Office Phone: (614) 292-6861
Home Phone: (614) 459-2179
Email: wallenberg.1@osu.edu
SID Fax: (614) 292-8547
Press Row Phone: (614) 688-5330
Website: www.ohiostatebuckeyes.com

PENN STATE

Basketball SID: Patrick Donghia
Office Phone: (814) 865-1757
Home Phone: (814) 235-6745
Email: pad11@psu.edu
SID Fax: (814) 863-3165
Press Row Phone: (814) 863-3516
Website: www.psu.edu/ath

PRINCETON

Basketball SID: Jerry Price
Office Phone: (609) 258-3569
Home Phone: (215) 321-1224
Email: jprice@princeton.edu
SID Fax: (609) 258-2399
Press Row Phone: (609) 258-2130
Website: www.goprincetontigers.com

PURDUE

Basketball SID: Andrew Punzal
Office Phone: (765) 494-3197
Home Phone: (765) 446-1553
Email: alpunzal@athletics.purdue.edu
SID Fax: (765) 494-5447
Press Row Phone: (765) 494-6364
Website: www.purduesports.com

RHODE ISLAND

Basketball SID: Mike Ballweg
Office Phone: (401) 874-2401

Home Phone: (401) 364-6655
Email: mballweg@uri.edu
SID Fax: (401) 874-5354
Press Row Phone: (401) 737-9737 (Civic Center) and (401) 874-5359 (Keaney Gym)
Website: www.uri.edu/athletics

SOUTH FLORIDA

Basketball SID: Michael Hogan
Office Phone: (813) 974-4092
Home Phone: (813) 972-4059
Email: Hogan@admin.usf.edu
SID Fax: (813) 974-5328
Press Row Phone: (813) 974-3287
Website: www.gousfbulls.com

SYRACUSE

Basketball SID: Pete Moore
Office Phone: (315) 443-2608
Home Phone: (315) 449-0745
Email: pimooore@syr.edu
SID Fax: (315) 443-2076
Press Row Phone: (315) 443-4241
Website: www.suathletics.com

TEMPLE

Basketball SID: Brian Kirschnr
Office Phone: (215) 204-7445
Home Phone: (215) 635-2652
Email: bkirschnr@nimbus.temple.edu
SID Fax: (215) 204-7499
Press Row Phone: (215) 204-7445
Website: www.owlssports.com

TEXAS

Basketball SID: Scott McConnell
Office Phone: (512) 471-1345
Home Phone: (512) 428-9351
Email: smcconnell@athletics.utexas.edu
SID Fax: (512) 471-6040
Press Row Phone: (512) 471-4246
Website: www.texasports.com

WAKE FOREST

Basketball SID: Chris Kapo
Office Phone: (336) 758-5640
Home Phone: (336) 774-9054
Email: kapojc@wfu.edu
SID Fax: (336) 758-5140
Press Row Phone: (336) 727-2945
Website: www.wakeforestsports.com

UW-GREEN BAY

Basketball SID: Brian Nicol
Office Phone: (920) 465-2498
Home Phone: (920) 406-0576
Email: nicolb@uwgb.edu
SID Fax: (920) 465-2357
Press Row Phone: (920) 494-0711
Website: www.gbphoenix.com

UW-MILWAUKEE

Basketball SID: Traci Huntemann-Piatt
Office Phone: (414) 229-5674
Home Phone: (414) 548-9991
Email: thpiatt@csd.uwm.edu
SID Fax: (414) 229-6759
Press Row Phone: (414) 229-6276
Website: www.uwmpanthers.com




1998-99

Review



22

Without question, that was the magic number at Wisconsin last season. The Badgers' school-record 22-win performance gave them a third-place finish in the Big Ten and their second NCAA Tournament appearance in three years.



Guard Sean Mason helped lead the Badgers to their best Big Ten finish since 1962 and, in the process, earned honorable mention all-America and second-team all-Big Ten honors.

WINNINGEST SEASON

Wisconsin completed the winningest season in school history with a 22-10 overall record and a winning percentage of .688, the highest at the school since the 1961-62 team was 17-7 (.708). The previous school record for victories in a season was 20, held by the 1915-16 and 1940-41 squads.

Wisconsin finished in a third-place tie in the Big Ten with a 9-7 mark. The Badgers had not finished as high as third in the league since the 1962 team earned sole possession of second place with a 10-4 record.

DANCIN'

Wisconsin appeared in the NCAA Tournament for the fifth time in

school history. The NCAA bid was the school's third in six seasons and second in the four-year Dick Bennett era.

The Badgers were seeded No. 5 in the East Region and lost their first-round game 43-32 to 12th-seeded Southwest Missouri State at the Charlotte (N.C.) Coliseum.

RANKINGS

The Badgers finished the season ranked 18th by the Associated Press. Prior to the 1998-99 season, the only other Wisconsin squad to finish its season ranked nationally was the 1949-50 team that was 16th in the final Associated Press poll.

Wisconsin spent a school record-tying 13 straight weeks in the national rankings (media and coaches). The 1993-94 squad also was ranked for 13 consecutive weeks.

When the Badgers moved into the No. 11 spot in the Associated Press rankings on Jan. 31, it marked the highest A.P. ranking at the school since Dec. 10, 1962, when they were rated seventh.

Wisconsin's initial appearance in the polls in '98-99 (Dec. 13) was the school's first since 1994 and was the first-ever for a Dick Bennett-coached team at Wisconsin or Wisconsin-Green Bay.

Bennett Recognized

Several organizations took notice of the job Coach Dick Bennett did in guiding the Badgers to a school-record 22 wins in 1998-99. Bennett was one of 15 finalists for the Naismith National Coach of the Year Award, as well as one of 10 nominees for the Associated Press National Coach of the Year Award. He also was one of six finalists for the Clair Bee Award and one of four finalists for the Wooden "Keys to Life" Award.

STRENGTH OF SCHEDULE

Wisconsin's 1998-99 schedule strength was ranked No. 6 nationally by the Sagarin Ratings and 19th by a duplication of the RPI. The Badgers entered the NCAA Tournament with an 8-6 record against teams who qualified for the "Big Dance."

Wisconsin's win over 20th-ranked Iowa on March 5 increased the Badgers' school season record for wins over ranked opponents to six. The Badgers were 6-4 vs. top-25 foes.

REVERSAL OF FORTUNE

Wisconsin was 12-19 overall in 1997-98 and improved on that mark by 10 wins in '98-99. The 1998-99 Badgers were one of just five teams



in school history to have won at least 10 more games than the previous season.

The Badgers' six-win improvement in league games (three wins in '98, nine wins last year) was the best at the school since the 1962 squad won 10 conference games after the '61 team had won just four.

During his years at UW-Green Bay, Dick Bennett had one team improve by 14 wins over the previous season and two others improve by 10 victories over the prior campaign.

GREAT START

Wisconsin began the season with a 12-1 record that was the best start of the Bennett era and tied for the best start at the school since the 1929-30 team opened 12-1.

The Badgers' 12-1 record was compiled during the 13-game non-conference portion of its season. Wisconsin entered Big Ten play with the best non-conference record in the league. The Badgers' 12 non-conference wins were the most in school history.

GREAT START II

Wisconsin followed up its fine non-conference start with a 7-2 start in Big Ten games. That was the best league start for Wisconsin since the 1962 team was 7-2 after nine conference games.

STREAKIN'

UW put together two historic winning streaks during the regular season.

The Badgers' 10-game winning streak during the non-conference season was the second-longest at Wisconsin since 1940-41 and the seventh-longest in school history.

Wisconsin then compiled a seven-game winning streak in Big Ten games that was the longest at the school in conference action since the 1941 squad won 11 straight in league play.

Mason, Kelley headline Badger honorees

Several Badgers earned national and Big Ten recognition last season, including ...

SEAN MASON — Associated Press honorable mention all-America; consensus second-team all-Big Ten


MIKE KELLEY — Big Ten Defensive Player of the Year; Academic All-Big Ten; shared team's Badger Award

TY CALDERWOOD — Third-team all-Big Ten; won team's Free Throw Ladder Award

ANDY KOWSKE — Academic All-Big Ten; won team's Scholar-Athlete Award; shared team's Badger Award

HENSSY AURIANTAL — Academic All-Big Ten

DAVID BURKEMPER — won team's Red Team Award



Mike Kelley: Big Ten's top defender

HOME, SWEET HOME

Wisconsin compiled an 11-2 record at home last season to become only the fourth team at the school in the last 30 years to lose just twice at home in a season. One of the others was Dick Bennett's 1997 team that compiled a 12-2 mark in Madison.

AT HOME AWAY FROM HOME

The 1998-99 Badgers registered a school-record 11 wins away from home (neutral sites included). The squad was only the fourth team in school history to win at least eight "true" road games (neutral sites excluded) in a season and the first to do so since 1915-16.

MOTION FOR THE DEFENSE

In league games, Wisconsin led the Big Ten in scoring defense for the second time in the four-year Bennett era, holding foes to just 56.8 points per game.

The Badgers also paced the conference in scoring defense overall for the third straight season with a 55.2 norm that ranked second nationally.

That overall defensive average of 55.2 points per game ranks as the fourth-best in school history, just ahead of Bennett's 1996-97 squad that allowed 55.3 points per contest.

The Badgers held 23 of their 32 opponents to fewer than 60 points this season, including six who failed to reach 50 points. When only one Michigan State player scored in double figures against the Badgers on Feb. 21, it marked the 10th time in '98-99 that a Wisconsin opponent finished a game with zero or one double-digit scorers.

CARING FOR THE ROCK

The Badgers averaged a Big Ten-low and school-record 11.8 turnovers per game for the season. The UW also set a Big Ten record by averaging just 11.3 turnovers per game in



league play.

Wisconsin led the Big Ten in assist-to-turnover ratio (1.15-to-1) and was third in turnover margin (+3.41) in all games. The UW paced the loop in assist-to-turnover ratio (1.22-to-1) in league games as well.

FINE AT THE LINE

Wisconsin led the Big Ten in free throw percentage (.787) in Big Ten games. The Badgers' overall .740 free throw percentage was third in the Big Ten and 14th nationally. That overall .740 FT percentage ranked as the third-best in school history behind the 1983-84 (.758) and 1984-85 (.743) teams.

STEALS RECORD

Wisconsin recorded a school-record 224 steals in 1998-99, breaking the old mark of 220 set in 1988-89. Mike Kelley led the team with 62 thefts, followed by Ty Calderwood with 48.

DIALING LONG DISTANCE

Wisconsin made 204 three-point field goals last season. That figure stands third on the school's all-time list behind the 225 made by the 1993-94 team and the 219 made by the 1992-93 squad.

The Badgers' 572 three-point field goal attempts were the second-most in a season at Wisconsin.

LONG SEASON

Wisconsin tied its school record for most games played in a season when it took the floor against Southwest Missouri State in the NCAA tournament. The 1998-99 club joined the '95-96 team as the only squads in UW history to play 32 games.

WELL-ATTENDED

Wisconsin set school records for total (205,008) and average (15,770) home attendance in its first full campaign playing in the 17,142-seat Kohl Center. The Badgers played fewer home games (13) than any UW team since 1983-84 (13).


Key Moments From a Record-setting Season

- Nov. 14:** held Loyola to UW record-low 29 points in season opener
- Nov. 28:** limited Lamar Odom to 10 points in 65-59 win at Rhode Island
- Dec. 5:** Kelley had eight steals in win at Illinois State
- Dec. 9:** Bennett's 100th game at UW was 63-56 win at 16th-ranked Temple
- Dec. 14:** UW entered media and coaches top 25 polls
- Dec. 27:** 10th straight win (over Fresno State) tied for best start (12-1) at UW since 1929-30
- Jan. 6:** UW became only Big Ten team to beat Michigan State (66-51)
- Jan. 10:** Badgers defeated ninth-ranked Purdue, 61-56
- Jan. 16:** Badgers became first UW squad since 1915-16 to win seven "true" road games after 57-49 victory at Northwestern
- Jan. 23:** Jon Bryant's 22 points keyed win at 14th-ranked Iowa
- Jan. 30:** a 61-50 win over 19th-ranked Minnesota gave UW 19 wins for only third time in school history and seven straight league wins for first time since 1941
- Jan. 31:** UW attained its highest national ranking (11th by A.P.) since '62
- Feb. 10:** Badgers ended two-game losing streak and earned school record-tying 20th win (57-45 over Northwestern)
- Feb. 13:** UW won school-record 21st game (73-63 over Penn State)
- Mar. 1:** Kelley named Big Ten Defensive Player of the Year and Mason (2nd team) and Calderwood (3rd) earned all-league acclaim
- Mar. 5:** UW defeated 20th-ranked Iowa in Big Ten Tournament quarterfinal
- Mar. 7:** UW received school's fifth NCAA Tournament bid

'98-99 Badgers Spent 13 Straight Weeks in the National Polls

Date	A.P.	ESPN/ USA Today
Nov. 29	RV	RV
Dec. 6	RV	24
Dec. 13	23	23
Dec. 20	20	20
Dec. 27	19	23
Jan. 3	24	19
Jan. 10	17	16
Jan. 17	15	13
Jan. 24	12	12
Jan. 31	11	14
Feb. 7	15	T13
Feb. 14	13	15
Feb. 21	16	18
Feb. 28	19	17
March 7	18*	RV*
March 31		

*Final poll taken
RV — Received votes




▲ Ty Calderwood was a third-team all-Big Ten choice in 1998-99.



LAST YEAR'S SENIORS

Hennssy Auriantal, G

CAREER — Played in 113 games to rank in a sixth-place tie on all-time UW list ... started 60 games ... ranks fourth in steals at UW with 133 ... his 92 three-point field goals rank ninth all-time at Wisconsin ... his 253 three-point field goal attempts are eighth-most at UW ... one of only three players in school history to have played in two different NCAA tournaments. **1998-99** — Played in 24 games, including seven starts ... missed eight of last 13 games with groin pull ... named academic all-Big Ten ... double-figure scoring efforts vs. UW-




Milwaukee (11) and Nebraska (10) ... season highs of six assists and three steals at Marquette. **1997-98** — Played 29 games, including 19 starts ... team's third-leading scorer (7.2) ... team-high 64 assists ... second on team in steals with 46 ... eighth in Big Ten in steals (all games) ... joined Tracy Webster as only players in UW history to record six steals in a game more than once (had six thefts vs. Illinois State and Toledo) ... his 12 points and 10 rebounds vs. UW-Milwaukee was first UW points-rebounds "double-double" for a guard under 6-foot-4 since 1984 ... career-high nine assists at Penn State ... career high-tying 19 points on 7-8 field goal shooting in win over Montana ... shot career-best .717 from free throw line ... UW's Scholar-Athlete and Free Throw Ladder Award winner. **SUMMER OF 1997** — Played for silver medal-winning Canadian squad in 1997 World University Games in Italy ... only other Badger ever to play in World University Games was Michael Finley (U.S.) in 1993. **1996-97** — Academic all-Big Ten choice ... one of four Badgers to play in all 28 games ... registered 13 starts, including NCAA tournament contest vs. Texas ... team's leading three-point shooter (.408) for second straight year ... third on team in assists (1.5) and steals (0.9) per game ... averaged 5.0 points and 2.7 rebounds ... recorded only 17 turnovers (19.6 minutes per game) in 18 league games ... season-high 14-point performances in wins over Ball State and Purdue ... tallied game-winning basket with 41 seconds left at Penn State ... career highs in assists (six) and rebounds (seven) at Marquette ... five steals vs. UW-Milwaukee ... converted three-point play at Temple to tie game at 46-46 with 2:30 left (Badgers later won in overtime). **1995-96** — Winner of Badger Award for exemplifying humility, passion, unity, servanthood and thankfulness, both on and off the court ... played in school record-tying 32 games, including 21 starts ... one of three Badgers (joining Sam Okey and Sean Daugherty) to play in every game ... led team in steals with school freshman-record 43, which ranked in a tie for 10th place on Wisconsin's single-season list ... led team in three-point field goal shooting (.398) ... made 14 of 16 (.875) free throw attempts in last three minutes of games decided by 10 points or less and overtime ... career-high 19 points in first start at Providence ... five steals vs. UW-Milwaukee ... brilliant defensive effort vs. Marquette frustrated Golden Eagles star Aaron Hutchins into a 3-for-17 field goal shooting performance ... 14 points and four steals in 19 minutes in upset win over No. 11 Iowa ... sent Jan. 24 Minnesota game into overtime with three-pointer with 37 seconds left in regulation ...

hit game-winning jumper with seven seconds left at Illinois ... held Illini star Kiwane Garris to two points on 1-for-11 field goal shooting ... scored 18 points in win over Ohio State, including 12 of UW's last 15 points ... outstanding performance in NIT win over Manhattan (registered 15 points and four steals, while holding Jasper guard Tarik Thacker to two points and forcing him into six turnovers).


David Burkemper, G

CAREER — Played in 67 games, including 17 starts ... UW was 10-7 when he started. **1998-99** — Played in nine games (total of 34 minutes), with lone start coming on "Senior Day" vs. Michigan ... won team's Red Team Award for third straight season ... first former walk-on to be voted team captain since 1981-82. **1997-98** — Played in all 31 games, including six starts ... 2.05-to-1 assist-to-turnover ratio ranked sixth in Big Ten (all games) ... co-winner of UW's Red Team Award ... career highs in minutes (33), assists (six) and steals (three) in win over 18th-ranked Oklahoma ... five assists and no turnovers in 18 minutes vs. 24th-ranked Illinois State ... five assists at 10th-ranked Purdue. **1996-97** — Played in 24 games, including starts in the last 10 contests ... co-winner of team's Red Team Award ... averaged 21.2 minutes as a starter ... one of three Badgers with a positive assist-to-turnover ratio ... in his first collegiate start, he hit two free throws with 9.2 seconds left to play that helped secure 58-53 win over 13th-ranked Michigan. **1995-96** — Earned first letter ... joined Badgers as a walk-on in January ... played total of three minutes in three games.



Ty Calderwood, G


CAREER — Played in 59 games, including 55 starts ... eighth on school's list for career steals with 111 ... tied for seventh on UW list for career three-point field goals (94) and seventh all-time in three-point field goal attempts (282) ... during his two seasons at Wisconsin, UW was a combined 40-20 (.667) with two NCAA tournament appearances and Big Ten finishes of T4th and T3rd ... one of only three players in UW history to play in two different NCAA tournaments ... from beginning of his senior year in high school through his two years at UW, his teams were 126-31 (.803).



1998-99 — Played in school record-tying 32 games, including 31 starts ... third-team all-Big Ten by media ... winner of UW's Free Throw Ladder Award ... team's second-leading scorer (9.3) ... his team-high 3.25 assists per game ranked eighth overall in Big Ten and his 3.81 assists per game in league games were seventh in Big Ten ... second on team in steals (total of 48 and average of 1.50 per game) overall and 13th in Big Ten ... his 1.75 steals per game in league action ranked seventh ... had 15 double-figure scoring efforts, including season-high 18 points vs. Minnesota ... career-high eight rebounds at Iowa ... tied teammate Mike Kelley as fastest player in school history to reach 100 career steals (49 games) ... his 159 three-point field goal attempts were fifth-most in school history. **1997-98** — Chronic patellar tendinitis in his left knee forced him to sit out much of the season and resulted in his decision to redshirt. **1996-97** — Key element for one of most successful teams in school history ... started at point guard in 24 of 27 games (missed Marquette game with knee injury) ... led team in minutes played (32.8) ... averaged 8.8 points, 3.2 rebounds and team-high 3.7 assists ... team-high 63 steals were third-highest single-season total in school history ... only the second Badger ever to lead the Big Ten in steals ... team's leading free throw shooter (.792) ... won team's Free Throw Ladder Award (goes to winner of team's season-long free throw shooting competition held during each practice) ... hit two free throws with 11.8 seconds left to play and then stole ball from Sam Jacobson on the ensuing possession to clinch upset win over No. 2 Minnesota ... registered career-best 19 points in that win over Golden Gophers ... connected on game-winning three-point field goal with seven seconds left against Iowa ... tallied 17 points in wins at Illinois (5-6 FGs with five assists) and vs. Purdue (four assists, three steals) ... made 14-18 free throws (makes and attempts both tied for fifth-most in UW history) in final 6:35 of win at St. Bonaventure ... six assists and no turnovers in 37 minutes in victory over Indiana ... recorded at least four steals in eight games.

Sean Mason, G


CAREER — Played in 105 games, including 72 starts ... on UW career lists, he is eighth in scoring (1,294 points), sixth in free throw percentage (.794), fifth in free throws (332), 10th in free throw attempts (418), fifth in three-point field goals (166) and third in three-point field goal attempts (471). **1998-99** — Started all 32 games to tie school season records for games started and played ... Associated Press honorable mention all-America choice ... second-team all-Big Ten selection by coaches and media ... team's second-leading scorer (16.8 ppg.), he was sixth in Big Ten in overall scoring and ninth in league games (15.9 ppg.) ... tied for third in Big Ten in overall free throw percentage (.811) and tied for sixth in league games (.793) ... his 2.44 three-point field goals per game tied for fifth in Big Ten (all games) ... scored in double figures in 29 of 32 games and led team in scoring 26 times ... scored 20 or more points 11 times, including season-high 29 points at Michigan ... Big Ten Co-Player of the Week (Dec. 28) after averaging 18.5 points and shooting .556 from the field in wins over Marquette and Fresno State ... team's second-leading rebounder (4.3), he grabbed career-high nine boards vs. Michigan State in Big Ten tournament ... set school single-season records for three-point field goals (78) and three-



point field goal attempts (208) ... his 137 free throws made were ninth-most ever in a season at UW. **1997-98** — Played in 31 games, including 26 starts, in his first full season of action since 1994-95 ... honorable mention all-Big Ten choice by coaches and media ... led team and was 12th (all games) in league scoring (15.5 ppg) ... also 12th in conference games only scoring (15.3) ... scored in double figures in 26 of 31 games ... fifth in Big Ten in free throw percentage (.815) in all games and sixth (.861) in league games only ... first Badger to shoot 80 percent from free throw line (players with at least 120 attempts) since Wes Matthews in '80 ... joined Michigan's Louis Bullock and Penn State's Pete Lisicky as only players in Big Ten to average at least 15 points and shoot at least 80 percent from free throw line ... most points scored (480) in a season by a Badger since Michael Finley had 554 in '94-95 ... career-high 30 points at Penn State included 12-12 free throw shooting ... 28-point performance (including 6-8 three-point shooting) at Michigan ... had streaks of 19, 17 and 14 straight free throws made ... made career-high 13-13 (6-6 in last 28 seconds) from free throw line in win at Ohio State (third-best FT shooting performance in UW history) ... team tri-captain. **1996-97** — Started all four games in which he played ... sustained season-ending ACL injury (left knee) for second straight year early in game vs. Brown ... injury forced him to redshirt ... scored all of his team-high 18 points in second half and overtime of win at Temple. **1995-96** — Played in the first 13 games, including 10 starts ... sustained season-ending ACL injury to right knee late in Big Ten opener vs. Michigan on Jan. 3 ... had stepped into starting point guard role after Darnell Hoskins transferred on Dec. 18 ... career-high 20 points vs. UW-Milwaukee ... 13 points in 20 minutes vs. Valparaiso. **1994-95** — Saw action in 25 of team's 27 games ... averaged 5.0 points and 2.0 rebounds per game ... registered season-high 14 points vs. Loyola-Marymount ... only other double figure scoring performance was 13-point outing at Michigan ... made all six free throw attempts in home win over Wolverines ... grabbed season-high six rebounds at Northwestern ... connected on 21 three-point attempts, third-highest total on team.

Mosezell Peterson, G/F

CAREER — Played in 48 games, including 21 starts ... career was cut short when he sustained serious knee injury (left) in first-round NIT game near end of his sophomore season ... never played again, but remained in program as a student assistant coach. **1995-96** — Started 21 of 30 games and finished second on team in scoring (11.5), while shooting .738 at free throw line ... team's leading scorer in conference games (12.5) ... led team and was fourth in Big Ten in free throw percentage (.833) in league games ... suffered season-ending injury (dislocated left knee) with eight minutes left in NIT win over Manhattan ... tallied at least 16 points in seven games ... made 54 of 61 (.885) free throw attempts over his last 15 games of season ... had 18 double-figure scoring games, leading Badgers seven times ... averaged 13 points vs. teams ranked in the top 25 ... **1994-95** — Saw action in 18 games ... selected by teammates as Badgers' Most Improved Player ... averaged 3.7 points and 1.1 rebounds per game ... shot .361 from three-point range and .706 from free throw line ... connected on 77 percent of free throw attempts in conference play ... scored in double figures on four occasions.



LAST YEAR'S SENIORS

Career Statistics for the Wisconsin Class of '99

HENNESSY AURIANTAL

Year	G-GS	MIN	FG-FGA	PCT	3P-3PA	PCT	FT-FTA	PCT	O-D	REB	AVG	PF-D	AT	TO	BK	ST	PTS	AVG
95-96	32-21	904-28.3	96-213	.451	35-88	.398	50-76	.658	19-57	76	2.4	71-1	67	77	1	43	277	8.7
96-97	28-13	631-22.5	49-121	.405	20-49	.408	23-40	.575	17-58	75	2.7	72-3	42	45	2	25	141	5.0
97-98	29-19	759-26.2	72-205	.351	27-87	.310	38-53	.717	14-85	99	3.4	72-0	64	55	2	46	209	7.2
98-99	24-7	352-14.7	30-83	.361	10-29	.345	21-30	.700	7-27	34	1.4	37-1	33	28	2	19	91	3.8
Totals	113-60	2646-23.4	247-622	.397	92-253	.364	132-199	.663	57-227	284	2.5	252-5	206	205	7	133	718	6.4

DAVID BURKEMPER


Year	G-GS	MIN	FG-FGA	PCT	3P-3PA	PCT	FT-FTA	PCT	O-D	REB	AVG	PF-D	AT	TO	BK	ST	PTS	AVG
95-96	3-0	3-1.0	0-0	.000	0-0	.000	0-0	.000	0-0	0	0.0	0-0	0	1	0	0	0	0.0
96-97	24-10	300-12.5	4-15	.267	1-7	.143	7-8	.875	0-25	25	1.0	33-1	25	19	0	5	16	0.7
97-98	31-6	384-12.4	3-18	.167	1-11	.091	15-23	.652	2-24	26	0.8	47-0	39	19	1	10	22	0.7
98-99	9-1	34-3.8	2-3	.667	1-1	1.000	1-4	.250	1-3	4	0.4	3-0	2	3	0	2	6	0.7
Totals	67-17	721-10.8	9-36	.250	3-19	.158	23-35	.657	3-52	55	0.8	83-1	66	42	1	17	44	0.7

TY CALDERWOOD

Year	G-GS	MIN	FG-FGA	PCT	3P-3PA	PCT	FT-FTA	PCT	O-D	REB	AVG	PF-D	AT	TO	BK	ST	PTS	AVG
96-97	27-24	886-32.8	71-202	.351	39-117	.333	57-72	.792	19-68	87	3.2	71-1	101	68	5	63	238	8.8
97-98		Redshirted																
98-99	32-31	908-28.4	99-250	.396	55-165	.333	45-57	.789	15-79	94	2.9	77-2	104	70	0	48	298	9.3
Totals	59-55	1794-30.4	170-452	.376	94-282	.333	102-129	.791	34-147	181	3.1	148-3	205	138	5	111	536	9.1

SEAN MASON

Year	G-GS	MIN	FG-FGA	PCT	3P-3PA	PCT	FT-FTA	PCT	O-D	REB	AVG	PF-D	AT	TO	BK	ST	PTS	AVG
94-95	25-0	382-15.3	41-122	.336	21-62	.339	23-39	.590	10-39	49	2.0	53-2	20	51	6	10	126	5.0
95-96	13-10	340-26.2	37-93	.398	10-31	.323	28-33	.848	7-24	31	2.4	29-1	22	27	6	15	112	8.6
96-97	4-4	81-20.2	9-25	.360	3-9	.333	16-20	.800	3-8	11	2.8	7-0	5	9	2	5	37	9.2
97-98	31-26	885-28.5	149-378	.394	54-161	.335	128-157	.815	26-80	106	3.4	87-3	46	96	13	14	480	15.5
98-99	32-32	934-29.2	162-419	.387	78-208	.375	137-169	.811	35-102	137	4.3	76-3	61	79	13	28	539	16.8
Totals	105-72	2622-25.0	398-1037	.384	166-471	.352	332-418	.794	81-253	334	3.2	252-9	154	262	40	72	1294	12.3



Two Chances to Dance

Three members of last year's senior class — Hennessy Auriantal, David Burkemper and Ty Calderwood — played on two different NCAA Tournament teams at Wisconsin. Auriantal and Burkemper also played in the 1996 NIT. Wisconsin's three postseason tournament appearances in this four-year span was a first at the school.

◀ Left to right, 1999 seniors Hennessy Auriantal, Ty Calderwood, student assistant coach Mosezell Peterson, David Burkemper and Sean Mason.



SEASON RESULTS

DATE	OPPONENT (A.P. RANK)	W/L	SCORE	ATTEND.	WISCONSIN HIGH SCORER	WISCONSIN HIGH REBOUNDER
Nov. 14	LOYOLA CHICAGO	W	66-29	13,632	Mason — 21	Linton — 8
Nov. 16	UW-MILWAUKEE	W	75-63	13,957	Mason — 20	Kowske — 6 Vershaw — 6
Nov. 20	#New Mexico State	L	52-66	4,231	Mason — 11	Wills — 5
Nov. 21	#Virginia	W	66-56	3,653	Mason — 14	Kowske — 9
Nov. 22	#Nebraska	W	78-41	2,836	Mason — 20	Wills — 7
Nov. 28	at Rhode Island	W	65-59	7,021	Mason — 17	Kowske — 6
Dec. 2	NORTHERN ILLINOIS	W	67-52	14,299	Mason — 25	Mason — 6
Dec. 5	at Illinois State	W	71-54	9,533	Mason — 25	Mason — 6
Dec. 9	at Temple (16)	W	63-56	7,547	Mason — 14	Kelley — 4 Vershaw — 4
Dec. 12	PEPPERDINE	W	57-51	15,061	Mason — 17	Calderwood — 5 Kowske — 5
Dec. 15	at Texas	W	65-62	8,180	Mason — 21	Calderwood — 7
Dec. 23	at Marquette	W	61-45	18,545	Mason — 15	Mason — 5 Vershaw — 5 Wills — 5
Dec. 27	FRESNO STATE	W	87-65	16,072	Mason — 22	Kowske — 8
Dec. 30	at Michigan	L	55-59	11,389	Mason — 29	Kowske — 13
Jan. 2	OHIO STATE	L	74-78 OT	16,239	Mason — 22	Mason — 4 Calderwood — 4 Kelley — 4 Linton — 4
Jan. 6	MICHIGAN STATE (12)	W	66-51	15,504	Calderwood — 12	Kowske — 6
Jan. 10	PURDUE (9)	W	61-56	16,304	Mason — 25	Mason — 8
Jan. 13	at Penn State	W	61-58	8,946	Mason — 17	Mason — 8 Kowske — 8
Jan. 16	at Northwestern	W	57-49	7,011	Mason — 13	Auriantal — 5 Calderwood — 5 Vershaw — 5
Jan. 20	ILLINOIS	W	75-53	16,112	Bryant — 17	Calderwood — 6 Vershaw — 6
Jan. 23	at Iowa (14)	W	72-52	15,500	Bryant — 22	Calderwood — 8
Jan. 30	MINNESOTA (19)	W	61-50	17,046	Calderwood — 18	Vershaw — 8
Feb. 3	at Indiana (21)	L	60-71	17,198	Mason — 19	Calderwood — 5 Kowske — 5
Feb. 6	at Illinois	L	51-53	14,062	Mason — 16	Kowske — 5
Feb. 10	NORTHWESTERN	W	57-45	16,807	Calderwood — 13	Kelley — 7
Feb. 13	PENN STATE	W	73-63	16,967	Vershaw — 16	Linton — 6
Feb. 21	at Michigan State (4)	L	51-56	14,659	Mason — 13	Mason — 7
Feb. 24	at Ohio State (10)	L	54-63	18,692	Kowske — 13 Mason — 13	Kowske — 8
Feb. 27	MICHIGAN	L	39-51	17,008	Bryant — 9 Mason — 9	Kowske — 8
Mar. 5	*Iowa (20)	W	74-50	20,297	Mason — 22	Wills — 7
Mar. 6	*Michigan State (2)	L	41-56	20,695	Kowske — 15	Mason — 9
Mar. 12	%Southwest Missouri State	L	32-43	15,007	Mason — 11	Wills — 5

HOME GAMES IN BOLD CAPS

#Top of the World Classic, Fairbanks, Alaska

*Big Ten Tournament, Chicago

%NCAA Tournament, First Round, Charlotte, N.C.



SEASON STATISTICS

Overall Record: 22-10 Home: 11-2 Away: 8-5 Neutral: 3-3

PLAYER	G-GS	MP-AVG	FG-FGA	PCT	3P-3PA	PCT	FT-FTA	PCT	REB	AVG	PF-D	AT	TO	BK	ST	PTS	AVG
Mason	32-32	937-29.3	162-419	.387	78-208	.375	137-169	.811	137	4.3	76-3	61	79	13	28	539	16.8
Calderwood	32-31	906-28.3	99-250	.396	55-165	.333	45-57	.789	94	2.9	77-2	104	70	0	48	298	9.3
Vershaw	32-14	810-25.3	84-185	.454	0-3	.000	61-75	.813	97	3.0	54-0	56	47	11	8	229	7.2
Bryant	31-0	516-16.6	72-161	.447	46-119	.387	4-5	.800	40	1.3	26-0	17	8	1	15	194	6.3
Kowske	32-32	784-24.5	85-148	.574	0-0	.000	23-52	.442	157	4.9	85-4	10	35	27	16	193	6.0
Wills	32-15	602-18.8	52-98	.531	0-3	.000	40-52	.769	106	3.3	67-1	21	30	5	13	144	4.5
Kelley	32-23	891-27.8	45-94	.479	3-14	.214	49-65	.754	86	2.7	86-3	86	20	6	62	142	4.4
Auriantal	24-7	349-14.5	30-83	.361	10-29	.345	21-30	.700	34	1.4	37-1	33	28	2	19	91	3.8
Duany	21-0	123-5.9	18-43	.419	9-25	.360	7-10	.700	19	0.9	9-0	5	10	3	2	52	2.5
Linton	32-5	400-12.5	29-67	.433	0-0	.000	16-22	.727	72	2.3	57-0	30	31	10	10	74	2.3
Davis	12-0	37-3.1	2-12	.167	2-4	.500	7-14	.500	7	0.6	5-0	6	5	0	1	13	1.1
Faust	6-0	10-1.7	2-4	.500	0-0	.000	2-3	.667	2	0.3	1-0	1	0	0	0	6	1.0
Burkemper	9-1	34-3.8	2-3	.667	1-1	1.000	1-4	.250	4	0.4	3-0	2	3	0	2	6	0.7
Moriarity	7-0	14-2.0	2-3	.667	0-1	.000	0-0	.000	3	0.4	2-0	1	0	0	0	4	0.6
Sessoms	7-0	12-1.7	0-2	.000	0-0	.000	0-0	.000	3	0.4	2-0	0	3	0	0	0	0.0
team			1-1	1.000					87				8			2	1.0
Wisconsin	32	6425	685-1573	.435	204-572	.357	413-558	.740	948	29.6	587	433	377	78	224	1987	62.1
Opponents	32	6425	613-1504	.408	161-487	.331	379-564	.672	993	31.0	568	313	468	88	159	1766	55.2

Big Ten Record: 9-7 Home: 6-2 Away: 3-5

PLAYER	G-GS	MP-AVG	FG-FGA	PCT	3P-3PA	PCT	FT-FTA	PCT	REB	AVG	PF-D	AT	TO	BK	ST	PTS	AVG
Mason	16-16	477-29.8	78-216	.361	34-105	.324	65-82	.793	71	4.4	43-2	32	45	10	13	255	15.9
Calderwood	16-16	477-29.8	56-145	.386	30-94	.319	19-24	.792	59	3.7	47-2	61	33	0	28	161	10.1
Vershaw	16-11	462-28.9	47-101	.465	0-3	.000	34-40	.850	52	3.3	31-0	35	28	6	4	128	8.0
Bryant	16-0	273-17.1	45-93	.484	29-72	.403	4-4	1.000	19	1.2	12-0	6	1	0	8	123	7.7
Kowske	16-16	410-25.6	38-77	.494	0-0	.000	6-15	.400	81	5.1	45-3	3	20	14	9	82	5.1
Kelley	16-15	506-31.6	19-44	.432	1-7	.143	35-43	.814	48	3.0	43-2	50	8	4	38	74	4.6
Wills	16-2	241-15.1	23-39	.590	0-0	.000	17-18	.944	38	2.4	35-0	7	12	2	4	63	3.9
Auriantal	10-0	100-10.0	7-17	.412	3-6	.500	6-8	.750	9	0.9	14-0	11	10	0	5	23	2.3
Linton	16-3	178-11.1	11-25	.440	0-0	.000	6-9	.667	29	1.8	27-0	9	7	7	5	28	1.8
Duany	12-0	69-5.8	6-19	.316	4-14	.286	5-6	.833	7	0.6	2-0	4	5	1	1	21	1.8
Burkemper	3-1	14-4.7	1-2	.500	0-0	.000	1-2	.500	2	0.7	1-0	0	2	0	1	3	1.0
Moriarity	2-0	4-2.0	1-1	1.000	0-0	.000	0-0	.000	0	0.0	0-0	0	0	0	0	2	1.0
Davis	3-0	7-2.3	0-0	.000	0-0	.000	2-2	1.000	2	0.7	2-0	1	2	0	0	2	0.7
Faust	2-0	4-2.0	0-2	.000	0-0	.000	0-1	.000	0	0.0	0-0	1	0	0	0	0	0.0
Sessoms	2-0	3-1.5	0-0	.000	0-0	.000	0-0	.000	1	0.5	0-0	0	1	0	0	0	0.0
team			1-1	1.000					29				7			2	1.0
Wisconsin	16	3225	333-782	.426	101-301	.336	200-254	.787	447	27.9	302	220	181	44	116	967	60.4
Opponents	16	3225	313-760	.412	77-237	.325	205-285	.719	500	31.3	276	154	221	48	62	908	56.8

Overall Attendance

SITE	G	TOTAL	AVERAGE
Home	13	205,008	15,770
Away	13	158,283	12,176
Neutral	6	66,719	11,120

Big Ten Attendance

SITE	G	TOTAL	AVERAGE
Home	8	131,987	16,498
Away	8	107,457	13,432



SUPERLATIVES

Individual Season Highs

	WISCONSIN	OPPONENTS
Points	29, Sean Mason at Michigan, 12/30	30, Scoonie Penn at Ohio State, 2/24 30, Michael Redd, Ohio State, 1/2
Field Goals	9, Sean Mason at Michigan, 12/30 9, Sean Mason at Illinois State, 12/5 9, Sean Mason vs. Northern Illinois, 12/2	12, Quincy Lewis, Minnesota, 1/30
Field Goal Attempts	21, Sean Mason at Michigan, 12/30	21, Quincy Lewis, Minnesota, 1/30
Field Goal Pct. (5 made)	1.000 (5-5), Andy Kowske vs. Virginia, 11/21	1.000 (5-5), Joe Crispin, Penn State, 2/13
Three-point FG	6, Jon Bryant at Iowa, 1/23 6, Sean Mason vs. Northern Illinois, 12/2	7, Cory Bradford at Illinois, 2/6
Three-point FG Att.	11, Jon Bryant at Iowa, 1/23	11, Cory Bradford at Illinois, 2/6
3-Point FG Pct. (3 made)	1.000 (3-3), Hennssy Auriantal at Temple, 12/9	1.000 (3-3), Joe Crispin, Penn State, 2/13
Free Throws Made	14, Sean Mason vs. Pepperdine, 12/12	12, Louis Bullock at Michigan, 12/30
Free Throw Attempts	15, Sean Mason vs. Pepperdine, 12/12	14, Louis Bullock at Michigan, 12/30
Free Throw Pct. (6 made)	1.000 (8-8), Sean Mason vs. UW-Milwaukee, 11/16 1.000 (6-6), Mark Vershaw at Michigan State, 2/21 1.000 (6-6), Sean Mason at Texas, 12/15 1.000 (6-6), Ty Calderwood vs. Pepperdine, 12/12 1.000 (6-6), Mark Vershaw vs. Pepperdine, 12/12 1.000 (6-6), Charlie Wills at Rhode Island, 11/28	1.000 (10-10), Evan Eschmeyer, Northwestern, 2/10 1.000 (7-7), Damion Ninkovic, UW-Milwaukee, 11/16 1.000 (7-7), Tarise Bryson at Illinois State, 12/5 1.000 (7-7), Cory Bradford, Illinois, 1/20 1.000 (6-6), Scoonie Penn at Ohio State, 2/24
Rebounds	13, Andy Kowske at Michigan, 12/30	14, William Gladness at Indiana, 2/3 14, Kevin Ault, SW Missouri State, 3/12
Assists	6, Ty Calderwood at Iowa, 1/23 6, Mike Kelley at Iowa, 1/23 6, Ty Calderwood vs. Illinois, 1/20 6, Hennssy Auriantal at Marquette, 12/23	11, Mateen Cleaves, Michigan State, 3/6
Blocked Shots	4, Maurice Linton vs. Penn State, 2/13	4, Antoine Broxsie, Minnesota, 1/30 4, Calvin Booth at Penn State, 1/13 4, Antonio Reynolds-Dean at Rhode Island, 11/28
Steals	8, Mike Kelley at Illinois State, 12/5	5, Chezley Watson, Virginia, 11/21
Minutes Played	40, Mark Vershaw vs. Ohio State, 1/2	43, Scoonie Penn, Ohio State, 1/2



SUPERLATIVES

Team Season Highs and Lows

WISCONSIN HIGHS

Points — 87 vs. Fresno State, 12/27
 Field Goals — 31 vs. Fresno State, 12/27
 FG Attempts — 61 vs. Fresno State, 12/27
 FG Percentage — .615 (24-39) vs. Iowa, 3/5
 3-Point Field Goals — 13 at Temple, 12/9
 3-Point FG Attempts — 26 at Michigan, 12/30
 3-Point FG Pct. (min. 10 att.) — .643 (9-14) vs. Nebraska, 11/22
 Free Throws — 29 vs. Pepperdine, 12/12
 FT Attempts — 35 vs. Pepperdine, 12/12
 FT Pct. (min. 10 att.) — 1.000 (11-11) vs. Michigan State, 2/21
 Rebounds — 41 vs. Loyola Chicago, 11/14
 Assists — 20 vs. Fresno State, 12/27 and at Iowa, 1/23
 Steals — 13 vs. Northwestern, 2/10
 Blocked Shots — 6 vs. Penn State, 2/13
 Turnovers — 20 at Rhode Island, 11/28
 Fouls — 30 at Rhode Island, 11/28

WISCONSIN LOWS

Points — 32 vs. Southwest Missouri State, 3/12
 Field Goals — 12 vs. Southwest Missouri State, 3/12
 FG Attempts — 39 vs. Purdue, 1/10 and Iowa, 3/5
 FG Percentage — .255 (12-47) vs. Southwest Missouri State, 3/12
 3-Point Field Goals — 2 vs. Pepperdine, 12/12; at Marquette, 12/23 and vs. Southwest Missouri State, 3/12
 3-Point FG Attempts — 9 at Marquette, 12/23
 3-Point FG Pct. (min. 10 att.) — .125 (2-16) vs. Southwest Missouri State, 3/12
 Free Throws — 2 at Indiana, 2/3 and vs. Michigan, 2/27
 FT Attempts — 2 at Indiana, 2/3
 FT Pct. (min. 10 att.) — .333 (4-12) vs. Northern Illinois, 12/2
 Rebounds — 19 at Michigan State, 2/21
 Assists — 6 at Rhode Island, 11/28
 Steals — 1 vs. New Mexico State, 11/20 and vs. Michigan State, 3/6
 Blocked Shots — 0 vs. Nebraska, 11/22; at Texas, 12/15 and vs. Southwest Missouri State, 3/12
 Turnovers — 6 vs. New Mexico State, 11/20 and vs. Minnesota, 1/30
 Fouls — 12 vs. Northern Illinois, 12/2 and vs. Minnesota, 1/30

OPPONENT HIGHS

Points — 78 by Ohio State, 1/2
 Field Goals — 28 by Ohio State, 1/2
 FG Attempts — 57 by Ohio State, 1/2
 FG Percentage — .519 (27-52) by Indiana, 2/3
 3-Point Field Goals — 10 by Fresno State, 12/27
 3-Point FG Attempts — 25 by Temple, 12/9
 3-Point FG Pct. (min. 10 att.) — .500 (7-14) by Michigan State, 1/2 and (8-16) by Illinois, 2/6
 Free Throws — 24 by Michigan State, 2/21
 FT Attempts — 32 by Rhode Island, 11/28 and by Michigan State, 2/21
 FT Pct. (min. 10 att.) — .941 (16-17) by Michigan State, 1/6
 Rebounds — 39 by Michigan State, 2/21
 Assists — 16 by Northwestern, 1/16; by Indiana, 2/3; by Iowa, 3/5 and by Michigan State, 3/6
 Steals — 11 by Iowa, 3/5
 Blocked Shots — 7 by Rhode Island, 11/28 and by Penn State, 1/13
 Turnovers — 24 by UW-Milwaukee, 11/16 and by Nebraska, 11/22
 Fouls — 26 by Pepperdine, 12/12

OPPONENT LOWS

Points — 29 by Loyola Chicago, 11/14
 Field Goals — 12 by Loyola Chicago, 11/14
 FG Attempts — 33 by Southwest Missouri State, 3/12
 FG Percentage — .255 (12-47) by Loyola Chicago, 11/14
 3-Point Field Goals — 0 by Michigan State, 2/21
 3-Point FG Attempts — 4 by Michigan State, 2/21
 3-Point FG Pct. (min. 10 att.) — .067 (1-15) by Michigan State, 1/6
 Free Throws — 3 by Loyola Chicago, 11/14 and by Minnesota, 1/30
 FT Attempts — 4 by Minnesota, 1/30
 FT Pct. (min. 10 att.) — .273 (3-11) by Loyola Chicago, 11/14
 Rebounds — 19 by Nebraska, 11/22
 Assists — 5 by Nebraska, 11/22
 Steals — 2 by Michigan, 12/30; by New Mexico State, 11/20; by Penn State, 1/13; by Iowa, 1/23 and by Northwestern, 2/10
 Blocked Shots — 0 by Virginia, 11/21 and by Illinois, 1/20
 Turnovers — 7 vs. Michigan State, 3/6
 Fouls — 9 vs. Michigan, 2/27



WISCONSIN 57 • PEPPERDINE 51

Dec. 12, 1998 • Madison, Wis. • Kohl Center (15,061)

Wisconsin outscored Pepperdine 29-8 at the free throw line and got 17 points from Sean Mason (who made 14-15 from the line), 16 from Mark Vershaw and 11 from Ty Calderwood in a 57-51 win over the Waves in Madison. Pepperdine's David Lalazarian scored a game-high 19 points. The Badgers needed their free throw shooting to overcome their 30-per-

Table with 12 columns: PU, MP, FG, 3P, FT, R, F, A TO, B, S, TP. Rows include Lalazarian, Gibbs, Sheppard, Gardner, Prince, Lewis, Fomby, Minahan, Varner, McDowell, team, and TOTALS.

Table with 12 columns: WISCONSIN, MP, FG, 3P, FT, R, F, A TO, B, S, TP. Rows include Kowske, Wills, Mason, Calderwood, Kelley, Auriantal, Bryant, Linton, Vershaw, team, and TOTALS.

Halftime: Wisconsin 29, Pepperdine 21
Officials: Rodhetier, Chrisman, Copenhaver

WISCONSIN 65 • TEXAS 62

Dec. 15, 1998 • Austin, Texas • Erwin Center (8,180)

Wisconsin erased an eight-point second half deficit to win its eighth straight game, a 65-62 decision at Texas. Sean Mason scored 14 of his game-high 21 points in the second half and Ty Calderwood added 16 points, seven rebounds, five assists and three steals for the Badgers. William Clay paced the Longhorns with 14 points. The Badgers, who shot .517 from the floor in the second half, didn't take the lead for good until 2:35 remained to play. Wisconsin was outshot from the field (.432-.407), outscored at the free throw line (18-10) and outrebounded (37-28), but turned the ball over only seven times. Texas committed 17 giveaways.

Table with 12 columns: WISCONSIN, MP, FG, 3P, FT, R, F, A TO, B, S, TP. Rows include Kowske, Wills, Mason, Calderwood, Kelley, Auriantal, Bryant, Linton, Vershaw, team, and TOTALS.

Table with 12 columns: TEXAS, MP, FG, 3P, FT, R, F, A TO, B, S, TP. Rows include Muoneke, Clack, Mihm, Wagner, Vazquez, McColpin, Carter, Clay, team, and TOTALS.

Halftime: Texas 25, Wisconsin 24
Officials: Hillary, Welmer, Sanzere

WISCONSIN 61 • MARQUETTE 45

Dec. 23, 1998 • Milwaukee, Wis. • Bradley Center (18,545)

Sean Mason scored 15 points, Jon Bryant added 11 and Mike Kelley had 10 and Wisconsin dominated Marquette at the defensive end in a 61-45 win over the Golden Eagles in Milwaukee. The Badgers broke open a tight game with a 19-1 run over the final 10:31 of the first half to take a 27-10 lead at the intermission. The Golden Eagles made just 3-22 (.136) from the field in the first half and shot .314 for the game. The Badgers shot 50 percent from the field, outrebounded the bigger Golden Eagles 36-33 and committed just 12 turnovers.

Table with 12 columns: WISCONSIN, MP, FG, 3P, FT, R, F, A TO, B, S, TP. Rows include Kowske, Kelley, Wills, Mason, Calderwood, Duany, Davis, Auriantal, Bryant, Moriarity, Faust, Burkemper, Linton, Sessoms, Vershaw, team, and TOTALS.

Table with 12 columns: MARQUETTE, MP, FG, 3P, FT, R, F, A TO, B, S, TP. Rows include Bargen, Harris, Nnamaka, Henry, Wardle, Cliff, Duffy, Miller, Diggs, Mueller, Clausen, team, and TOTALS.

Halftime: Wisconsin 27, Marquette 10
Officials: Hillary, Hightower, Sanzere



WISCONSIN 87 • FRESNO STATE 65

Dec. 27, 1998 • Madison, Wis. • Kohl Center (16,072)

Sean Mason scored a game-high 22 points in just 24 minutes and the Badgers shot 51 percent from the field in a lopsided 87-65 victory at home over Fresno State. Mark Vershaw (15 points) and Ty Calderwood (13) helped lead the Badgers. The Bulldogs were led by Courtney Alexander, who had 18 points. Wisconsin closed the first half on a 23-9 run for a 47-35 lead at the intermission after shooting .563 from the field and .500 from three-point range. The Badgers then opened the second half on a 20-3 run to put the game away. The UW outrebounded the Bulldogs 39-30 and forced 17 turnovers, while holding Fresno State to .389 field goal shooting.

FRESNO ST.	MP	FG	3P	FT	R	F	A	T	B	S	TP
Abney	15	3-4	0-0	0-0	6	4	0	1	0	0	6
Roberson	31	2-7	1-5	0-1	2	2	1	1	0	1	5
Ely	33	2-5	0-0	3-6	8	3	2	6	1	1	7
Richard	22	0-1	0-0	2-2	1	3	4	1	0	1	2
Alexander	32	7-19	2-5	2-2	4	3	3	2	0	0	18
Farley	29	4-11	4-8	1-2	3	1	2	0	0	1	13
Porter	24	2-3	2-3	4-4	2	1	1	2	1	2	10
Holcomb	14	1-4	1-1	1-2	3	2	0	4	0	0	4
team					1				0		
TOTALS	200	21-54	10-22	13-19	30	19	13	17	2	6	65
		(.389)	(.455)	(.684)							

WISCONSIN	MP	FG	3P	FT	R	F	A	T	B	S	TP
Kowske	16	3-4	0-0	1-2	8	3	2	0	0	0	7
Wills	17	2-3	0-0	0-0	3	4	0	1	0	0	4
Mason	24	8-12	5-7	1-2	2	0	4	1	0	0	22
Calderwood	26	4-7	3-6	2-2	2	2	4	2	0	3	13
Kelley	21	2-5	0-1	0-1	1	3	2	1	1	1	4
Duany	13	2-6	2-3	0-0	3	1	0	0	0	1	6
Davis	1	0-0	0-0	0-0	1	1	0	0	0	0	0
Auriantal	19	1-5	0-2	4-4	4	1	2	4	0	1	6
Bryant	16	1-5	0-3	0-0	2	0	0	1	0	1	2
Moriarity	1	0-1	0-1	0-0	1	0	0	0	0	0	0
Faust	1	0-0	0-0	2-2	0	0	0	0	0	0	2
Linton	23	3-6	0-0	0-0	5	1	3	1	0	0	6
Sessoms	1	0-0	0-0	0-0	0	0	0	0	0	0	0
Vershaw	23	5-7	0-0	5-5	5	1	3	1	0	0	15
team					2				0		
TOTALS	200	31-61	10-23	15-18	39	17	20	12	1	7	87
		(.508)	(.435)	(.833)							

Halftime: Wisconsin 47, Fresno State 35
 Officials: McDonald, Janssen, Collins

MICHIGAN 59 • WISCONSIN 55

Dec. 30, 1998 • Ann Arbor, Mich. • Crisler Arena (11,389)

Senior Sean Mason scored a season-high 29 points, but the Badgers shot only 31 percent from the field in a 59-55 loss at Michigan in the Big Ten opener for both schools. Ty Calderwood added nine points and Andy Kowske added five points and a season-high 13 rebounds for the Badgers. The Wolverines were led by Robbie Reid who had 25 points and Louis Bullock with 24 points. Wisconsin closed the first half with a 32-24 lead at the intermission after shooting .455 from the field, but the Badgers were held to 21-percent field goal shooting in the second stanza.

WISCONSIN	MP	FG	3P	FT	R	F	A	T	B	S	TP
Kowske	37	1-5	0-0	3-6	13	3	0	3	0	0	5
Wills	17	1-2	0-0	0-0	3	2	0	0	0	0	2
Mason	35	9-21	4-10	7-8	4	5	1	3	0	1	29
Calderwood	27	3-10	3-9	0-0	7	5	3	3	0	2	9
Kelley	35	0-3	0-1	4-4	4	3	2	0	1	2	4
Duany	1	0-0	0-0	0-0	0	0	0	0	0	0	0
Auriantal	11	0-2	0-1	2-2	0	3	0	0	0	0	2
Bryant	13	1-6	0-5	0-0	0	1	0	0	1	2	2
Linton	2	0-0	0-0	0-0	1	0	0	1	0	0	0
Vershaw	23	1-2	0-0	0-0	2	2	0	4	0	0	2
team					2				0		
TOTALS	200	16-51	7-26	16-20	36	23	7	14	1	6	55
		(.314)	(.269)	(.800)							

MICHIGAN	MP	FG	3P	FT	R	F	A	T	B	S	TP
Asselin	16	0-1	0-0	1-2	5	4	0	1	2	1	1
Smith	29	2-6	0-0	3-4	5	3	1	3	2	0	7
Vignier	30	0-2	0-0	0-0	2	4	2	2	0	0	0
Reid	37	7-11	5-6	6-7	4	3	2	2	0	0	25
Bullock	37	5-14	2-7	12-14	0	3	1	2	0	1	24
Jones	12	0-1	0-1	0-0	1	2	2	0	0	0	0
Oliver	8	0-2	0-0	0-0	0	0	1	0	0	0	0
Young	31	1-1	0-0	0-0	6	2	0	1	2	0	2
team					3				0		
TOTALS	200	15-38	7-14	22-27	26	21	9	11	6	2	59
		(.395)	(.500)	(.815)							

Halftime: Wisconsin 32, Michigan 24
 Officials: Hightower, Hillary, O'Neill

OHIO STATE 78 • WISCONSIN 74 (OT)

Jan. 2, 1999 • Madison, Wis. • Kohl Center (16,239)

The Badgers dropped their second straight game as Ohio State's Michael Redd scored 30 points to lead the Buckeyes to a 78-74 overtime win in Madison. Sean Mason tallied 22 points and Ty Calderwood added 15 for Wisconsin, which led 33-29 at the half and by as many as seven points in the second stanza. The Buckeyes, who shot .491 from the field and outrebounded the UW 36-30, got 18 points and six assists from guard Scoonie Penn. Redd scored with 15 seconds left to send the game to overtime tied at 68-68. He then scored seven of the Buckeyes' 10 points in the extra session.

OSU	MP	FG	3P	FT	R	F	A	T	B	S	TP
Singleton	10	1-3	0-0	2-2	0	5	0	1	0	0	4
Sanderson	21	1-2	0-0	0-0	4	4	1	2	0	0	2
Johnson	39	1-4	0-0	0-0	12	2	1	1	2	0	2
Penn	43	7-17	3-7	1-4	3	4	6	1	0	3	18
Redd	38	11-20	1-3	7-9	4	2	2	5	1	1	30
Coleman	6	0-1	0-1	0-0	0	0	0	0	0	0	0
Brown	20	2-3	1-1	0-0	0	2	0	2	0	1	5
Savovic	15	3-4	3-4	0-2	3	2	0	0	0	0	9
Reese	28	2-3	0-0	4-6	7	1	1	4	1	0	8
Dudley	5	0-0	0-0	0-0	1	0	0	0	0	0	0
team					2				0		
TOTALS	225	28-57	8-16	14-23	36	22	11	16	4	5	78
		(.491)	(.500)	(.609)							

WISCONSIN	MP	FG	3P	FT	R	F	A	T	B	S	TP
Kowske	26	1-4	0-0	0-0	3	5	2	0	1	1	2
Vershaw	40	2-5	0-0	2-3	3	2	1	2	2	0	6
Mason	36	5-17	2-10	10-14	4	0	2	2	0	0	22
Calderwood	37	5-9	3-7	2-2	4	5	2	3	0	2	15
Kelley	34	1-3	0-0	4-4	4	5	2	1	0	6	6
Duany	12	2-5	1-4	2-2	2	1	1	1	0	0	7
Auriantal	12	2-2	1-1	0-0	1	2	3	3	0	0	5
Bryant	4	1-2	1-2	0-0	0	0	0	0	0	0	3
Linton	16	2-4	0-0	2-2	4	0	1	0	0	1	6
Wills	8	1-2	0-0	0-0	3	2	0	2	0	0	2
team					2				0		
TOTALS	225	22-53	8-24	22-27	30	22	14	14	3	10	74
		(.415)	(.333)	(.815)							

Halftime: Wisconsin 33, Ohio State 29
 Officials: Rucker, Conner, Anderson

WISCONSIN 66 • MICHIGAN STATE 51

Jan. 6, 1999 • Madison, Wis. • Kohl Center (15,504)

The Badgers shot a blistering 65 percent from the field in the second half (.523 for the game) and erased a three-point halftime deficit for a decisive 66-51 win over 12th-ranked Michigan State in Madison. Ty Calderwood led four Badgers in double figures with 12 points. Morris Peterson was the only Spartan to reach double figures with 13 points. Wisconsin held the Spartans scoreless for the first 7:13 of the game but fell victim to a late 6-0 run by Michigan State that resulted in a 27-24 MSU lead at the half. Wisconsin, however, opened the second half on a 7-2 run, took a 34-31 lead with 17:04 remaining and never again trailed in the game. The Spartans shot just .333 for the game, including 1-15 (.067) three-point shooting, and committed 15 turnovers. Wisconsin connected on 40 percent of its shots from beyond the arc and 88 percent from the line.

MSU	MP	FG	3P	FT	R	F	A	TO	B	S	TP
Smith	34	3-4	0-0	2-2	5	3	2	4	0	1	8
Granger	11	1-4	1-4	0-0	0	3	0	1	0	0	3
Kline	21	1-6	0-2	2-2	4	1	1	1	0	0	4
Cleaves	30	3-11	0-5	2-2	1	1	2	4	0	1	8
Bell	18	0-3	0-0	0-0	2	3	0	1	0	0	0
Kelley	21	2-7	0-1	2-3	1	3	0	1	0	0	6
Smith	1	0-0	0-0	0-0	0	0	0	0	0	0	0
Davis	7	0-1	0-1	0-0	1	0	1	0	0	0	0
Hutson	31	3-6	0-0	3-3	8	2	0	2	2	0	9
Peterson	27	4-9	0-2	5-5	5	3	0	1	0	2	13
team					5						0
TOTALS	200	17-51	1-15	16-17	32	19	6	15	2	4	51
											(.333)(.067)(.941)

WISCONSIN	MP	FG	3P	FT	R	F	A	TO	B	S	TP
Kowske	34	4-7	0-0	2-2	6	2	0	2	0	1	10
Vershaw	32	4-8	0-0	1-1	4	3	3	1	1	1	9
Mason	28	4-9	3-7	0-1	3	4	3	3	0	0	11
Calderwood	21	5-7	2-3	0-0	3	4	4	1	0	1	12
Kelley	38	2-4	0-2	7-8	4	0	5	0	0	3	11
Duany	4	0-0	0-0	0-0	0	1	0	0	1	0	0
Auriantal	12	0-2	0-0	2-2	1	1	0	2	0	0	2
Bryant	17	3-5	1-3	2-2	2	0	1	0	0	0	9
Linton	9	1-2	0-0	0-0	0	2	1	1	0	0	2
Wills	5	0-0	0-0	0-0	1	1	1	2	0	0	0
team					2						0
TOTALS	200	23-44	6-15	14-16	26	18	18	12	2	6	66
											(.523)(.400)(.875)

Halftime: Michigan State 27, Wisconsin 24
 Officials: Hightower, Monje, Rodeheffer

WISCONSIN 61 • PURDUE 56

Jan. 10, 1999 • Madison, Wis. • Kohl Center (16,304)

Sean Mason scored a game-high 25 points and added a team-high eight rebounds to lead the Badgers to a 61-56 victory over ninth-ranked Purdue at the Kohl Center. Wisconsin shot .513 from the field and .783 from the free throw line, with Mason connecting on 11-12 from the charity stripe. Brian Cardinal scored 13 points for the Boilermakers, who shot just .396 from the field, including .267 (4-15) from three-point range. Neither team led by more than eight points at any time in the game. Wisconsin took a 31-25 lead into the intermission. Purdue cut the UW edge to one point (42-41) with 8:40 left to play, but the Badgers were back ahead 49-41 two minutes later. The Boilermakers again sliced into the Wisconsin lead, trailing just 57-55 with 1:02 left, but Charlie Wills' jumper with 0:28 remaining and a pair of Ty Calderwood free throws with 0:08 left secured the victory.

PURDUE	MP	FG	3P	FT	R	F	A	TO	B	S	TP
Robinson	32	4-11	0-1	0-1	4	2	0	2	1	0	8
Cardinal	29	4-9	1-4	4-4	5	4	1	2	0	1	13
McQuay, Greg	34	5-6	0-0	2-3	11	3	2	4	0	2	12
Eldridge	28	1-5	0-3	0-0	0	1	1	1	0	0	2
Cornell	19	3-7	3-6	2-4	1	4	0	5	0	0	11
McQuay, Gary	7	1-2	0-0	0-0	1	0	1	0	0	0	2
Lewis	2	0-0	0-0	0-0	0	0	0	0	0	0	0
Mayfield	22	1-5	0-1	0-0	0	2	2	0	0	0	2
Stephens	13	1-3	0-0	0-0	3	1	1	0	0	0	2
Cunningham	10	1-4	0-0	0-0	0	1	0	2	0	0	2
Allison	4	0-1	0-0	2-2	0	0	1	0	0	0	2
team					3						0
TOTALS	200	21-53	4-15	10-14	28	18	9	16	1	3	56
											(.396)(.267)(.714)

WISCONSIN	MP	FG	3P	FT	R	F	A	TO	B	S	TP
Kowske	24	2-3	0-0	0-0	5	5	0	4	2	2	4
Vershaw	33	5-10	0-0	1-1	2	0	0	1	0	0	11
Mason	32	6-13	2-6	11-12	8	0	1	2	1	0	25
Calderwood	35	4-8	1-3	2-2	4	3	4	4	0	2	11
Kelley	35	1-1	0-0	2-2	1	5	3	1	0	5	4
Duany	5	0-0	0-0	0-0	0	0	0	0	0	0	0
Auriantal	8	0-2	0-1	0-2	2	0	2	1	0	1	0
Bryant	4	0-0	0-0	0-0	0	1	0	1	0	0	0
Linton	13	0-0	0-0	0-2	2	2	1	1	1	0	0
Wills	11	2-2	0-0	2-2	0	1	0	1	0	0	6
team					2						0
TOTALS	200	20-39	3-10	18-23	26	17	11	16	4	10	61
											(.513)(.300)(.783)

Halftime: Wisconsin 31, Purdue 25
 Officials: O'Neill, Sylvester, Clark

WISCONSIN 61 • PENN STATE 58

Jan. 13, 1999 • State College, Pa. • Bryce Jordan Center (8,946)

Sean Mason scored 17 points (13 in the second half) and added eight rebounds to lead Wisconsin to a 61-58 victory at Penn State. The Badgers, who trailed 27-21 at the half after shooting .296 from the floor, shot 54 percent in the second half and made 9-10 free throws in the final 1:06. Joe Crispin paced the Nittany Lions with 18 points. The Badgers opened the second half on a 10-2 run and used another 10-2 run to take a 45-38 lead with 7:24 left to play. Wisconsin never trailed again and used its clutch free throw shooting to keep the Nittany Lions at bay.

WISCONSIN	MP	FG	3P	FT	R	F	A	TO	B	S	TP
Kowske	33	3-6	0-0	0-0	8	3	0	2	3	0	6
Vershaw	29	1-7	0-2	4-4	5	2	1	0	0	0	6
Mason	32	6-13	2-7	3-4	8	3	3	3	0	2	17
Calderwood	33	4-11	3-7	2-2	1	2	3	1	0	0	13
Kelley	26	1-4	0-1	4-4	3	3	4	1	0	3	6
Duany	4	0-1	0-1	0-0	0	0	0	0	0	0	0
Auriantal	16	1-2	0-0	0-0	0	1	1	1	0	0	2
Bryant	10	2-3	1-2	0-0	0	0	0	0	0	1	5
Linton	2	0-0	0-0	0-0	0	0	0	0	0	0	0
Wills	15	3-4	0-0	0-0	1	2	0	1	0	0	6
team					3				1		0
TOTALS	200	21-51	6-20	13-14	29	16	12	10	3	6	61
											(.412)(.300)(.929)

PSU	MP	FG	3P	FT	R	F	A	TO	B	S	TP
Ivory	33	3-6	2-5	3-4	0	4	5	0	1	0	11
Jackson	13	1-1	0-0	0-0	4	1	0	1	0	0	2
Booth	39	3-10	0-0	0-0	6	1	0	2	4	0	6
Crispin	32	7-13	3-8	1-2	1	3	0	1	0	0	18
Earl	35	3-9	0-1	4-5	6	4	5	3	0	2	10
Krimmel	1	0-0	0-0	0-0	0	0	0	0	0	0	0
Cline-Heard	25	2-4	0-1	0-4	8	3	1	4	1	0	4
Grays	18	2-5	1-3	2-3	1	1	1	0	0	0	7
Smith	3	0-0	0-0	0-0	0	0	0	0	0	0	0
Witkowski	1	0-0	0-0	0-0	0	1	0	1	0	0	0
team					5				0		0
TOTALS	200	21-48	6-18	10-18	31	18	12	12	7	2	58
											(.438)(.333)(.556)

Halftime: Penn State 27, Wisconsin 21
 Officials: Monje, Grinage, Hartzell



WISCONSIN 57 • NORTHWESTERN 49

Jan. 16, 1999 • Evanston, Ill. • Welsh-Ryan Arena (7,011)

Junior guard Jon Bryant came off the bench to score a career-high 12 points and Wisconsin held Northwestern without a field goal for the first 9:38 of the second half on the way to a 57-49 win in Evanston. Sean Mason paced the Badgers with 13 points. Center Evan Eschmeyer scored 24 points and grabbed 12 rebounds to lead the Wildcats, who shot just .386 from the field. Wisconsin used a 16-1 run to start the second half and grab a 39-24 lead with 12:48 left to play. The Wildcats, however, fought back to cut the Badger lead to 49-46 with 2:21 remaining. The Badgers, however, made all eight of their free throw attempts in the last 1:53 to hold on for the win. The UW shot .455 from the floor, .813 (13-16) from the free throw line and outrebounded its hosts 31-25.

WISCONSIN	MP	FG	3P	FT	R	F	A	T	B	S	TP
Kowske	15	2-3	0-0	0-0	2	4	0	0	1	0	4
Kelley	23	2-2	0-0	2-3	1	4	2	1	1	1	6
Vershaw	34	2-7	0-0	1-3	5	2	4	1	0	0	5
Mason	30	4-13	1-7	4-4	4	2	2	5	0	0	13
Calderwood	32	3-7	1-5	0-0	5	1	5	4	0	4	7
Auriantal	16	0-1	0-1	2-2	5	0	3	0	0	1	2
Bryant	19	4-6	2-3	2-2	1	1	0	0	0	0	12
Linton	9	1-2	0-0	0-0	0	1	1	0	0	1	2
Wills	22	2-3	0-0	2-2	2	3	0	1	0	0	6
team					6			0			
TOTALS	200	20-44	4-16	13-16	31	18	17	12	2	7	57
		(.455)	(.250)	(.813)							

NU	MP	FG	3P	FT	R	F	A	T	B	S	TP
Wink	30	3-10	3-8	0-0	1	4	2	0	0	0	9
Hardy	29	1-6	0-1	0-1	2	4	3	3	0	0	2
Eschmeyer	34	8-13	0-0	8-9	12	3	1	6	3	1	24
Bonner	32	0-1	0-1	1-2	0	1	5	0	0	2	1
Newman	30	2-8	2-7	0-0	1	2	1	2	0	0	6
Lepore	23	2-5	1-3	0-0	3	1	2	0	1	1	5
Pomeday	5	0-0	0-0	0-0	0	0	1	1	0	0	0
Molnar	17	1-1	0-0	0-2	2	3	1	0	2	1	2
team					4			0			
TOTALS	200	17-44	6-20	9-14	25	18	16	12	6	5	49
		(.386)	(.300)	(.643)							

Halftime: Northwestern 23, Wisconsin 23
 Officials: O'Neill, Mayborg, Copenhaver

WISCONSIN 75 • ILLINOIS 53

Jan. 20, 1999 • Madison, Wis. • Kohl Center (16,112)

Jon Bryant again came off the bench to score a UW career-high 17 points (including 5-8 three-point shooting) and Mark Vershaw added 14 points as the Badgers defeated Illinois 75-53 at the Kohl Center. Cory Bradford paced the Fighting Illini with 18 points. Wisconsin took a 33-22 halftime lead and began the second half with a 26-8 run that gave the Badgers a 59-30 advantage with 10:23 remaining. The UW never led by fewer than 20 points after that. Wisconsin shot .531 from the field, .882 from the free throw line and outrebounded the Illini 28-25. Illinois was held to 38 percent field goal shooting and committed 17 turnovers.

ILLINOIS	MP	FG	3P	FT	R	F	A	T	B	S	TP
Chukwudebe	18	1-2	0-0	0-0	3	2	0	0	0	0	2
Brown	26	2-8	0-1	4-7	7	1	1	2	0	2	8
Hawkins	19	3-5	0-0	0-1	1	3	0	0	0	0	6
Mast	27	2-4	1-3	0-0	1	1	3	6	0	0	5
Bradford	38	5-14	2-5	6-6	5	2	2	1	0	0	18
Davis	5	0-2	0-1	0-0	0	2	0	1	0	0	0
Archibald	22	1-5	0-0	1-1	5	4	1	1	0	0	3
Johnson	10	0-0	0-0	2-2	0	0	0	1	0	0	2
Krupalija	14	0-2	0-0	0-0	3	1	0	4	0	1	0
McClain	16	4-4	0-0	1-1	0	2	0	1	0	1	9
Campbell	5	0-1	0-1	0-0	0	1	0	0	0	1	0
team					0			0			
TOTALS	200	18-47	3-11	14-18	25	19	7	17	0	5	53
		(.383)	(.273)	(.778)							

WISCONSIN	MP	FG	3P	FT	R	F	A	T	B	S	TP
Kowske	14	3-4	0-0	0-1	0	3	0	0	0	0	6
Vershaw	27	4-6	0-0	6-6	6	1	3	1	0	1	14
Mason	14	3-7	1-4	0-0	0	4	1	0	2	0	7
Calderwood	26	3-8	2-7	0-0	6	1	6	3	0	4	8
Kelley	33	2-4	0-1	3-3	3	2	4	0	0	3	7
Duany	11	1-3	0-1	2-2	2	0	0	1	0	0	4
Davis	5	0-0	0-0	2-2	0	1	0	2	0	0	2
Bryant	22	6-10	5-8	0-0	1	1	0	0	0	1	17
Morarity	3	1-1	0-0	0-0	0	0	0	0	0	0	2
Faust	3	0-2	0-0	0-1	0	0	1	0	0	0	0
Burkemper	6	0-0	0-0	0-0	1	0	0	2	0	0	0
Linton	14	1-2	0-0	0-0	2	3	1	2	0	0	2
Sessoms	2	0-0	0-0	0-0	1	0	0	1	0	0	0
Wills	20	2-2	0-0	2-2	5	4	2	1	0	1	6
team					1			1			
TOTALS	200	26-49	8-21	15-17	28	20	18	14	2	10	75
		(.531)	(.381)	(.882)							

Halftime: Wisconsin 33, Illinois 22
 Officials: Hightower, Petro, Rodeheffer

WISCONSIN 72 • IOWA 52

Jan. 23, 1999 • Iowa City, Iowa • Carver-Hawkeye Arena (15,500)

For the third straight game, guard Jon Bryant came off the bench to score a UW career-high 22 points (including 6-11 three-point shooting) in just 16 minutes and Sean Mason and Ty Calderwood added 18 and 15 points, respectively, as the Badgers defeated 14th-ranked Iowa 72-52 in Iowa City. It was Wisconsin's most lopsided win at Iowa since 1912. The Badgers took a 32-23 lead at halftime and closed out the game on a 28-14 run. Wisconsin led the contest from start to finish. J.R. Koch was the only Hawkeye to reach double figures with 10 points. Wisconsin shot .480 from the field, including .500 from three-point range, had 20 assists and committed just eight turnovers against Iowa's press. The Hawkeyes shot just .383 from the floor and committed 15 turnovers.

WISCONSIN	MP	FG	3P	FT	R	F	A	T	B	S	TP
Kowske	22	2-3	0-0	0-2	6	5	0	1	0	1	4
Vershaw	30	3-4	0-0	1-2	2	3	3	2	0	0	7
Mason	28	5-11	2-4	6-8	6	3	4	1	0	2	18
Calderwood	34	4-11	3-7	4-7	8	1	6	2	0	2	15
Kelley	39	1-3	0-0	1-3	1	1	6	0	0	2	3
Duany	1	0-0	0-0	0-0	0	0	0	0	0	0	0
Davis	1	0-0	0-0	0-0	1	1	0	0	0	0	0
Bryant	16	8-14	6-11	0-0	1	0	1	0	0	0	22
Morarity	1	0-0	0-0	0-0	0	0	0	0	0	0	0
Faust	1	0-0	0-0	0-0	0	0	0	0	0	0	0
Burkemper	1	0-0	0-0	1-2	0	0	0	0	0	0	1
Linton	13	0-3	0-0	0-0	4	3	0	1	0	0	0
Sessoms	1	0-0	0-0	0-0	0	0	0	0	0	0	0
Wills	12	1-1	0-0	0-0	4	4	0	1	1	0	2
team					2			0			
TOTALS	200	24-50	11-22	13-24	35	21	20	8	1	7	72
		(.480)	(.500)	(.542)							

IOWA	MP	FG	3P	FT	R	F	A	T	B	S	TP
Settles	17	4-9	1-3	0-0	6	3	1	2	0	0	9
Koch	22	4-6	1-2	1-2	9	2	0	2	1	0	10
Oliver	31	3-8	1-2	2-3	2	1	4	2	0	0	9
Luehrsmann	19	1-2	0-1	0-0	1	3	2	1	0	0	2
McCausland	24	1-7	1-6	0-0	3	1	3	1	0	0	3
Bauer	15	0-3	0-1	2-2	1	1	2	0	0	1	2
Okey	19	2-3	0-1	4-8	2	3	0	1	0	0	8
Price	7	0-0	0-0	0-0	0	1	0	2	0	1	0
Rucker	13	0-2	0-0	1-2	4	1	0	2	0	0	1
Jaacks	4	0-0	0-0	0-0	0	0	1	0	0	0	0
Henderson	19	3-5	0-0	0-0	3	5	0	1	0	0	6
Thompson	2	0-0	0-0	0-0	0	0	0	0	0	0	0
Williams	2	0-0	0-0	0-0	0	0	0	0	0	0	0
Rebholz	2	0-1	0-0	0-0	0	0	0	0	0	0	0
Smith	2	0-1	0-1	0-0	0	1	0	0	0	0	0
Bilskemper	2	0-0	0-0	2-2	0	0	0	1	0	0	2
team					1			0			
TOTALS	200	18-47	4-17	12-19	32	22	13	15	1	2	52
		(.383)	(.235)	(.632)							

Halftime: Wisconsin 32, Iowa 23
 Officials: McDonald, Chrisman, Spanier



WISCONSIN 61 • MINNESOTA 50

Jan. 30, 1999 • Madison, Wis. • Kohl Center (17,046)

Ty Calderwood scored 18 points and Sean Mason added 16 points as the Badgers withstood a 28-point performance by Minnesota's Quincy Lewis in a 61-50 win over the Golden Gophers in Madison. Wisconsin was outshot from the field (.431-.412) and outrebounded (34-29), but outscored Minnesota 15-3 at the free throw line and committed just six turnovers. The Badgers shot just .321 in the first half, but still the teams were tied 27-27 at halftime. Neither team led by more than four points in the second half until Wisconsin held the Gophers to just one field goal for a nine-minute stretch during which the Badgers took control, 57-45, with 1:38 remaining to play.

MINNESOTA	MP	FG	3P	FT	R	F	A	TO	B	S	TP
Lewis	35	12-21	3-5	1-2	6	2	1	2	0	1	28
Tarver	36	4-4	0-0	0-0	13	1	1	0	0	1	8
Przybilla	9	0-0	0-0	0-0	0	5	0	2	0	0	0
Clark	30	4-15	0-3	2-2	4	2	1	1	0	0	10
Nathaniel	34	0-3	0-0	0-0	5	1	2	4	0	0	0
Sinville	4	0-0	0-0	0-0	0	0	1	0	0	0	0
Ohnstad	18	0-4	0-2	0-0	2	2	0	2	0	0	0
Stanford	2	0-0	0-0	0-0	0	1	0	0	0	0	0
Broxsie	16	1-2	0-0	0-0	2	0	2	1	4	1	2
Sanden	16	1-2	0-0	0-0	1	4	0	2	0	0	2
team					1			0			
TOTALS	200	22-51	3-10	3-4	34	18	8	14	4	3	50
		(.431)	(.300)	(.750)							

WISCONSIN	MP	FG	3P	FT	R	F	A	TO	B	S	TP
Kowske	28	2-5	0-0	0-0	6	0	0	0	1	0	4
Vershaw	34	4-8	0-0	0-0	8	1	5	2	0	0	8
Mason	31	4-15	3-7	5-7	5	3	0	3	2	3	16
Calderwood	35	6-14	0-6	6-7	4	2	4	0	0	1	18
Kelley	27	0-1	0-0	1-2	2	4	4	0	0	0	1
Duany	9	1-2	1-2	1-2	0	0	1	0	0	1	4
Bryant	18	3-4	0-1	0-0	2	1	1	0	0	2	6
Linton	11	1-1	0-0	0-0	0	1	0	1	1	0	2
Wills	7	0-1	0-0	2-2	0	0	0	0	0	0	2
team					2			0			
TOTALS	200	21-51	4-16	15-20	29	12	15	6	4	7	61
		(.412)	(.250)	(.750)							

Halftime: Wisconsin 27, Minnesota 27
 Officials: Hillary, McDonald, Rodeheffer

INDIANA 71 • WISCONSIN 60

Feb. 3, 1999 • Bloomington, Ind. • Assembly Hall (17,198)

The Badgers had their seven-game winning streak snapped at Indiana as the Hoosiers shot 52 percent from the field on the way to a 71-60 victory. Rob Turner scored 22 points and Luke Recker and A.J. Guyton each tallied 11 points. Sean Mason had 19 points for the Badgers before fouling out. The Badgers went scoreless for a six-minute stretch in the first half and fell behind 39-28 at the half. Wisconsin cut IU's lead to 64-60 with less than two minutes left, but came no closer than that. The Hoosiers outrebounded (37-25) the Badgers and attempted 21 free throws to just two for Wisconsin.

WISCONSIN	MP	FG	3P	FT	R	F	A	TO	B	S	TP
Kowske	26	4-6	0-0	0-0	5	3	0	1	2	1	8
Vershaw	27	4-8	0-0	2-2	4	3	2	1	1	0	10
Mason	27	8-17	3-6	0-0	2	5	0	2	0	0	19
Calderwood	34	3-10	2-5	0-0	5	4	4	2	0	1	8
Kelley	31	3-3	1-1	0-0	3	2	4	0	0	1	7
Linton	14	2-2	0-0	0-0	3	3	1	0	0	0	4
Bryant	20	1-6	0-5	0-0	0	1	1	0	0	1	2
Duany	8	0-4	0-2	0-0	1	0	1	1	0	0	0
Wills	13	1-4	0-0	0-0	2	2	1	1	1	0	2
team					0			0			
TOTALS	200	26-60	6-19	2-2	25	23	14	8	4	4	60
		(.433)	(.316)	(1.000)							

INDIANA	MP	FG	3P	FT	R	F	A	TO	B	S	TP
Recker	33	5-13	1-4	0-0	3	3	0	1	0	2	11
Turner	26	8-11	2-3	4-4	3	2	-1	2	1	0	22
Haston	4	1-2	0-0	1-2	5	0	0	0	1	0	3
Lewis	38	2-3	0-0	4-7	2	1	10	2	0	0	8
Guyton	35	4-13	1-3	2-3	3	1	4	1	0	11	
Gladness	39	4-5	0-0	0-2	14	2	4	1	1	2	8
File	12	2-3	0-1	1-3	1	1	0	0	0	0	5
Jimenez	13	1-2	1-1	0-0	1	1	0	0	0	0	3
team					5			0			
TOTALS	200	27-52	5-12	12-21	37	11	16	10	4	4	71
		(.519)	(.417)	(.571)							

Halftime: Indiana 39, Wisconsin 28
 Officials: Hightower, Chrisman, Spanier

ILLINOIS 53 • WISCONSIN 51

Feb. 6, 1999 • Champaign, Ill. • Assembly Hall (14,062)

The Badgers dropped their second straight game as Illinois erased a 17-point Wisconsin lead in the second half and, behind 26 points from freshman Cory Bradford, gained a 53-51 win. Sean Mason led the Badgers with 16 points. Wisconsin led 27-26 at halftime and opened the second half on a 16-0 run for a 43-26 lead with less than 14 minutes left to play. The Fighting Illini, however, got four second-half three-pointers and a game-winning bucket from Bradford with 0:07 remaining to play. Wisconsin outshot the Illini from the field (.463-.375), but was outrebounded 31-23 and committed 17 turnovers.

WISCONSIN	MP	FG	3P	FT	R	F	A	TO	B	S	TP
Kowske	31	0-2	0-0	0-1	5	3	1	3	2	1	0
Kelley	34	1-5	0-1	1-1	3	2	3	1	1	1	3
Vershaw	29	3-5	0-0	1-2	2	1	1	5	0	0	7
Mason	30	5-14	2-7	4-7	4	4	1	4	0	0	16
Calderwood	27	4-7	1-4	0-0	2	3	2	1	0	0	9
Duany	3	0-0	0-0	0-0	1	0	0	1	0	0	0
Auriantal	5	1-1	1-1	0-0	0	0	1	1	0	0	3
Bryant	20	3-5	3-4	0-0	3	2	0	0	0	0	9
Linton	9	0-1	0-0	0-0	1	0	0	0	0	0	1
Wills	12	1-1	0-0	0-0	1	4	2	0	0	0	2
team					1			1			2*
TOTALS	200	19-41	7-17	6-11	23	19	11	17	3	5	51
		(.463)	(.412)	(.545)							

ILLINOIS	MP	FG	3P	FT	R	F	A	TO	B	S	TP
Krupalija	17	0-3	0-1	1-2	3	3	1	2	0	0	1
McClain	28	3-8	0-0	4-6	4	2	1	2	1	2	10
Chukwudebe	27	0-0	0-0	0-0	2	2	1	1	2	0	0
Bradford	37	9-20	7-11	1-1	3	1	0	0	0	0	26
Brown	36	2-10	1-4	1-2	5	3	4	3	0	4	6
Hawkins	13	2-2	0-0	0-2	1	1	0	3	2	1	4
Mast	3	0-0	0-0	0-0	0	0	0	1	0	0	0
Archibald	22	2-4	0-0	0-0	9	2	1	0	0	0	4
Johnson	17	0-1	0-0	2-2	2	2	1	3	0	0	2
team					2			0			
TOTALS	200	18-48	8-16	9-15	31	16	9	15	5	7	53
		(.375)	(.500)	(.600)							

* Illinois player scored a field goal in Wisconsin's basket.

Halftime: Wisconsin 27, Illinois 26
 Officials: Rucker, Lickliter, Memminger



WISCONSIN 57 • NORTHWESTERN 45
Feb. 10, 1999 • Madison, Wis. • Kohl Center (16,807)

Wisconsin snapped its two-game losing streak and won its school record-tying 20th game with a 57-45 victory over Northwestern at the Kohl Center in Madison. The Badger defense keyed the win by holding the Wildcats to just one field goal for the first 9:11 of the game and scoreless for the last 6:55 of the contest. The UW limited Northwestern center Evan Eschmeyer to just eight field goal attempts (he had 16 points and eight rebounds). Ty Calderwood paced the Badgers with 13 points. Wisconsin led 25-16 at the half and by as many as 14 points (30-16) before the Wildcats came back to take a 45-42 edge with 6:55 remaining. Wisconsin then closed the game on a 15-0 run. Wisconsin held the Wildcats to .318 field goal shooting, forced 16 turnovers and outrebounded its foe 32-29.

NU	MP	FG	3P	FT	R	F	A	T	B	S	TP
Hardy	29	3-6	0-0	0-1	3	0	0	1	1	0	6
Eschmeyer	34	3-8	0-0	10-10	8	4	2	3	0	1	16
Bonner	27	1-3	0-1	0-0	2	2	2	4	0	0	2
Wink	13	0-3	0-2	0-0	2	1	0	0	0	0	0
Newman	32	0-8	0-7	0-0	1	2	3	3	0	0	0
Harmsen	2	0-0	0-0	0-0	0	0	0	0	0	0	0
Allouche	17	4-5	3-4	0-1	2	4	0	1	0	0	11
LePore	31	2-10	2-8	2-2	5	2	1	2	0	1	8
Molnar	15	1-1	0-0	0-0	5	3	0	2	2	0	2
team					1						0
TOTALS	200	14-44	5-22	12-14	29	18	8	16	3	2	45
											(.318)(.227)(.857)

WISCONSIN	MP	FG	3P	FT	R	F	A	T	B	S	TP
Kowske	23	2-2	0-0	0-0	2	3	0	1	0	2	4
Linton	24	2-4	0-0	2-2	4	3	1	0	1	2	6
Mason	34	3-14	2-7	4-4	4	1	5	3	2	1	12
Calderwood	30	4-11	2-6	3-4	3	3	4	2	0	3	13
Kelley	34	0-1	0-0	2-2	7	1	2	0	0	2	2
Auriantal	6	1-2	0-0	0-0	0	1	0	0	0	1	2
Bryant	15	2-6	1-4	0-0	3	0	0	0	0	1	5
Wills	13	1-3	0-0	1-2	6	3	0	1	0	1	3
Vershaw	21	3-6	0-0	4-4	1	3	2	1	0	0	10
team					2						1
TOTALS	200	18-49	5-17	16-18	32	18	14	9	3	13	57
											(.367)(.294)(.889)

Halftime: Wisconsin 25, Northwestern 16
Officials: Hightower, Clark, Welmer

WISCONSIN 73 • PENN STATE 63
Feb. 13, 1999 • Madison, Wis. • Kohl Center (16,967)

Wisconsin won its school-record 21st game of the season with a 73-63 decision at home over Penn State. The Badgers got a game-high 16 points from Mark Vershaw, 15 from Sean Mason and 14 from Charlie Wills. Dan Earl paced the Nittany Lions with 15 points. Wisconsin led 31-21 at the half but Penn State cut the Badger advantage to 45-42 with 11:15 left. The Badgers, however, went on a 10-0 run and never again led by fewer than six points. The UW shot 48 percent from the floor and 86 percent from the free throw line. Penn State shot 51 percent from the field, but committed 17 turnovers.

PSU	MP	FG	3P	FT	R	F	A	T	B	S	TP
Cline-Heard	30	3-6	0-0	2-2	2	3	0	1	1	1	8
Ivory	20	1-5	0-4	4-4	3	3	3	1	0	1	6
Booth	38	4-12	0-1	0-0	9	3	0	4	1	1	8
Crispin	35	5-5	3-3	0-0	1	3	2	4	0	0	13
Earl	31	6-10	1-4	2-3	3	4	1	5	0	0	15
Grays	32	3-4	2-3	5-6	2	0	2	0	0	0	13
Smith	8	0-1	0-1	0-0	1	2	0	0	0	0	0
Witkowski	1	0-0	0-0	0-0	0	0	0	0	0	0	0
Jackson	5	0-0	0-0	0-0	1	2	0	1	0	0	0
team					2						1
TOTALS	200	22-43	6-16	13-15	24	20	8	17	2	3	63
											(.512)(.375)(.867)

WISCONSIN	MP	FG	3P	FT	R	F	A	T	B	S	TP
Kowske	13	0-1	0-0	0-0	1	3	0	2	0	0	0
Linton	22	1-3	0-0	2-3	6	1	1	0	4	0	4
Mason	32	5-15	1-6	4-4	2	2	4	3	1	3	15
Calderwood	30	2-7	2-7	0-0	4	1	5	3	0	1	6
Kelley	33	2-3	0-0	3-5	2	3	3	0	4	7	7
Auriantal	8	1-1	1-1	0-0	0	3	1	0	0	1	3
Bryant	17	3-4	2-3	0-0	1	1	0	0	0	1	8
Wills	14	4-5	0-0	6-6	3	1	0	0	0	0	14
Vershaw	31	6-11	0-1	4-4	5	2	3	1	1	1	16
team					0						0
TOTALS	200	24-50	6-18	19-22	24	17	17	9	6	11	73
											(.480)(.333)(.864)

Halftime: Wisconsin 31, Penn State 21
Officials: Rucker, Monje, Anderson

MICHIGAN STATE 56 • WISCONSIN 51
Feb. 21, 1999 • East Lansing, Mich. • Breslin Center (14,659)

Wisconsin was outscored 24-11 at the free throw line and outrebounded 39-19 in a 56-51 loss at fourth-ranked Michigan State. The Badgers were led by Sean Mason's 13 points. Morris Peterson tallied a team-high 13 points for the Spartans. The Badgers led for most of the first half, but Michigan State took a 21-19 lead at the intermission. The Spartans then opened the second half on a 10-0 run and never again led by fewer than five points. Wisconsin limited the Spartans to just 36-percent field goal shooting, but shot only 37 percent itself.

WISCONSIN	MP	FG	3P	FT	R	F	A	T	B	S	TP
Mason	28	4-12	2-5	3-3	7	4	2	2	0	1	13
Linton	4	0-0	0-0	0-0	0	3	0	0	0	0	0
Kowske	26	3-8	0-0	0-0	3	2	0	1	1	0	6
Calderwood	29	3-10	3-8	0-0	2	4	3	1	0	2	9
Kelley	31	1-2	0-0	0-0	4	2	1	1	1	0	2
Auriantal	6	1-2	0-0	0-0	0	3	0	2	0	1	2
Bryant	26	2-5	1-4	0-0	1	2	0	0	0	0	5
Wills	23	1-2	0-0	2-2	2	4	0	1	0	1	4
Vershaw	27	2-6	0-0	6-6	0	3	2	1	0	1	10
team					0						2
TOTALS	200	17-46	6-17	11-11	19	27	8	11	2	6	51
											(.370)(.353)(1.000)

MSU	MP	FG	3P	FT	R	F	A	T	B	S	TP
Hutson	25	2-5	0-0	4-4	10	4	0	2	0	0	8
Klein	22	2-6	0-1	1-2	0	1	0	0	1	0	5
A. Smith	33	2-4	0-0	0-0	11	3	2	0	0	1	4
Cleaves	29	2-12	0-3	5-5	1	2	4	2	0	1	9
Bell	23	1-4	0-0	2-4	3	0	0	2	0	0	4
Kelley	13	1-4	0-0	2-2	0	2	2	1	0	1	4
Guess	1	0-0	0-0	0-0	0	0	0	0	0	0	0
B. Smith	1	0-0	0-0	0-0	0	0	0	0	0	0	0
Cherry	1	0-0	0-0	0-0	0	0	0	0	0	0	0
Davis	10	1-1	0-0	0-0	0	0	1	1	0	0	2
Peterson	22	2-5	0-0	9-13	3	1	0	2	0	1	13
Granger	20	3-3	0-0	1-2	6	3	0	1	0	0	7
team					5						0
TOTALS	200	16-44	0-4	24-32	39	16	9	11	1	4	56
											(.364)(.000)(.750)

Halftime: Michigan State 21, Wisconsin 19
Officials: Hightower, Hartzell, Gray



OHIO STATE 63 • WISCONSIN 54

Feb. 24, 1999 • Columbus, Ohio • Value City Arena (18,692)

Scoonie Penn scored a game-high 30 points to help Ohio State recover from a 10-point, second-half deficit and pull out a 63-54 win at home over the Badgers. Andy Kowske had 13 points and eight rebounds and Sean Mason added 13 points for Wisconsin. The Badgers led 31-28 at the half and moved out to a 42-32 edge with 14:27 left to play. The Buckeyes, however, responded with a 10-0 run to tie it at 42-42. Wisconsin regained a 50-49 lead with 7:04 remaining, but scored only four points the rest of the game. Ohio State outscored the Badgers 16-5 at the free throw line and outrebounded the UW 36-27.

WISCONSIN	MP	FG	3P	FT	R	F	A	TO	B	S	TP
Kowske	30	6-11	0-0	1-1	8	1	0	0	0	0	13
Wills	27	0-1	0-0	0-0	4	1	1	0	0	0	0
Mason	27	4-12	3-6	2-2	5	3	0	6	1	0	13
Calderwood	32	3-11	2-7	0-0	1	4	5	1	0	1	8
Kelley	28	2-5	0-0	1-2	2	4	3	0	0	3	5
Duany	6	1-2	1-2	0-0	0	0	0	1	0	0	3
Bryant	28	3-9	3-9	0-0	1	1	0	0	0	0	9
Linton	4	0-0	0-0	0-0	0	2	0	0	0	0	0
Vershaw	18	1-3	0-0	1-2	3	1	2	2	1	0	3
team					3				0		
TOTALS	200	20-54	9-24	5-7	27	17	11	10	2	4	54
		(.370)	(.375)	(.714)							

OSU	MP	FG	3P	FT	R	F	A	TO	B	S	TP
Singleton	34	1-3	0-0	3-4	6	2	1	2	0	0	5
Johnson	34	2-3	0-0	0-0	7	3	0	2	1	2	4
Coleman	18	1-5	1-4	0-0	3	1	1	0	0	0	3
Penn	35	9-14	6-9	6-6	6	1	3	1	0	1	30
Redd	31	4-12	0-2	6-10	5	0	1	4	0	1	14
Brown	16	0-2	0-0	0-0	1	3	0	2	0	0	0
Savovic	2	0-0	0-0	0-0	0	0	1	0	0	0	0
Sanderson	19	2-5	0-3	1-2	4	1	0	1	0	1	5
Reese	11	1-4	0-0	0-0	1	0	0	1	0	0	2
team					3				0		
TOTALS	200	20-48	7-18	16-22	36	11	7	13	1	5	63
		(.417)	(.389)	(.727)							

Halftime: Wisconsin 31, Ohio State 28
 Officials: Hillary, Welmer, Steed

MICHIGAN 51 • WISCONSIN 39

Feb. 27, 1999 • Madison, Wis. • Kohl Center (17,008)

Wisconsin shot just 32 percent from the field and had no one score in double figures in a regular season-ending 51-39 loss at home to Michigan. The 39-point output was the Badgers' lowest of the regular season. Sean Mason and Jon Bryant each scored nine points to pace the UW. Louis Bullock scored a game-high 14 points for the Wolverines. The Badgers cut the UM lead to 19-13 with 3:46 left in the first half, but the Wolverines took a 26-17 edge into the intermission. Wisconsin never got the Michigan lead below seven points in the second half.

MICHIGAN	MP	FG	3P	FT	R	F	A	TO	B	S	TP
Asselin	32	1-2	0-0	2-2	12	0	0	1	1	2	4
Smith	33	5-10	0-2	1-2	5	2	1	1	0	2	11
Vignier	36	4-6	0-0	0-0	6	2	1	0	0	1	8
Reid	38	3-11	3-8	2-2	5	3	4	4	0	0	11
Bullock	29	5-13	1-3	3-4	4	1	0	3	0	1	14
Jones	2	0-0	0-0	0-0	0	0	0	1	0	0	0
Oliver	19	0-2	0-0	0-0	1	1	0	0	0	0	0
Young	11	1-1	0-0	1-2	1	0	0	1	0	0	3
team					1				0		
TOTALS	200	19-45	4-13	9-12	35	9	6	11	1	6	51
		(.422)	(.308)	(.750)							

WISCONSIN	MP	FG	3P	FT	R	F	A	TO	B	S	TP
Kowske	28	3-8	0-0	0-2	8	0	0	0	1	0	6
Vershaw	27	2-6	0-0	0-0	0	2	3	3	0	0	4
Mason	33	3-13	1-6	2-4	5	0	3	3	1	0	9
Calderwood	15	0-4	0-3	0-0	0	4	1	2	0	0	0
Burkemper	7	1-2	0-0	0-0	1	1	0	0	0	1	2
Duany	5	1-2	1-2	0-0	1	0	1	0	0	0	3
Davis	1	0-0	0-0	0-0	1	0	1	0	0	0	0
Bryant	25	3-8	3-8	0-0	3	1	1	0	0	0	9
Kelley	25	0-0	0-0	0-0	4	2	2	2	0	2	0
Linton	12	0-1	0-0	0-0	2	3	1	0	0	0	0
Wills	22	3-6	0-0	0-0	1	1	0	0	0	1	6
team					1				1		
TOTALS	200	16-50	5-19	2-6	27	14	13	11	2	4	39
		(.320)	(.263)	(.333)							

Halftime: Michigan 26, Wisconsin 17
 Officials: Bova, Copenhaver, Pexa

WISCONSIN 74 • IOWA 60

March 5, 1999 • Chicago, Ill. • United Center (20,297)

Wisconsin shot a season-high .615 from the field and Sean Mason registered a game-high 22 points as the Badgers knocked off 20th-ranked Iowa in the quarterfinals of the Big Ten Tournament. Jess Settles paced the Hawkeyes with 21 points. Iowa led 25-23 at halftime and 49-48 with 9:34 left to play, but the Badgers limited the Hawkeyes to just three field goals the rest of the way. The Badgers' .737 second-half field goal percentage was the second-best of the Bennett era at Wisconsin.

IOWA	MP	FG	3P	FT	R	F	A	TO	B	S	TP
Bauer	18	1-1	0-0	0-0	1	0	3	1	0	1	2
Settles	27	8-15	4-6	1-2	3	5	1	5	0	0	21
Koch	25	3-6	0-1	0-0	4	1	1	4	1	1	6
Oliver	28	4-9	0-2	2-4	5	5	2	3	0	3	10
McCausland	29	2-7	2-7	2-2	3	1	1	0	0	2	8
Price	1	0-0	0-0	0-0	0	0	0	0	0	0	0
Rucker	10	2-3	0-0	0-0	0	1	1	1	0	0	4
Jaacks	14	0-2	0-2	3-4	4	1	2	0	0	0	0
Henderson	3	0-3	0-2	0-0	2	0	0	0	0	0	0
Luehrsman	23	1-3	0-0	1-2	3	4	5	1	0	2	3
Range	21	3-5	0-0	0-0	1	1	1	3	0	2	6
Smith	1	0-0	0-0	0-0	0	0	0	0	0	0	0
team					3						
TOTALS	200	24-54	6-20	6-12	28	22	16	20	1	11	60
		(.444)	(.300)	(.500)							

WISCONSIN	MP	FG	3P	FT	R	F	A	TO	B	S	TP
Kowske	22	2-2	0-0	3-6	5	2	1	1	2	0	7
Linton	33	2-4	0-0	2-2	4	3	5	4	0	1	6
Wills	26	5-6	0-0	3-4	7	3	2	1	1	0	13
Calderwood	28	4-5	3-4	3-4	0	2	2	6	0	1	14
Mason	32	6-11	4-7	6-9	3	2	3	2	0	1	22
Bryant	20	3-5	2-3	0-0	1	1	2	0	0	0	8
Kelley	22	2-3	0-1	0-0	0	4	3	3	0	1	4
Vershaw	17	0-3	0-0	0-1	1	0	1	1	0	0	0
team					4						
TOTALS	200	24-39	9-15	17-26	25	17	19	18	3	4	74
		(.615)	(.600)	(.654)							

Halftime: Iowa 25, Wisconsin 23
 Officials: Hightower, McDonald, Chrisman



MICHIGAN STATE 56 • WISCONSIN 41
 March 6, 1999 • Chicago, Ill. • United Center (20,695)

Wisconsin shot a then season-low 29 percent from the field and Michigan State got 14 points and 11 assists from Mateen Cleaves in a 56-41 Spartan victory in the semifinals of the Big Ten Tournament. Andy Kowske was the only Badger in double figures with a career-high 15 points. The teams were tied 22-22 at the half, but the Spartans began the second half on a 12-2 run and never again led by fewer than 10 points. The Badgers shot just .241 from the field in the second half.

WISCONSIN	MP	FG	3P	FT	R	F	A	T	B	S	TP
Kowske	33	6-10	0-0	3-3	6	1	1	1	1	0	15
Linton	17	0-4	0-0	0-0	3	2	1	3	1	0	0
Wills	19	2-6	0-0	0-0	6	3	0	0	1	1	6
Calderwood	26	1-6	0-5	0-0	2	2	1	0	0	0	2
Mason	32	3-15	2-7	1-3	9	1	2	2	0	0	9
Davis	1	0-0	0-0	0-0	0	0	1	0	0	0	0
Bryant	21	0-6	0-3	0-0	0	1	1	2	0	0	0
Kelley	26	0-2	0-1	0-0	1	3	1	0	0	0	0
Burkemper	1	1-1	1-1	0-0	0	1	0	0	0	0	3
Vershaw	24	4-8	0-0	0-0	4	1	2	1	1	0	8
team					5						
TOTALS	200	17-58	3-17	4-6	36	15	10	9	4	1	41
		(.293)	(.176)	(.667)							

MSU	MP	FG	3P	FT	R	F	A	T	B	S	TP
Klein	23	1-6	0-1	2-2	3	0	0	0	0	1	4
Hutson	27	0-4	0-0	4-4	3	0	1	0	0	0	4
Smith	33	4-5	0-0	0-0	12	3	1	2	0	1	8
Cleaves	31	5-10	0-2	4-5	3	2	11	1	0	1	14
Bell	22	3-8	2-3	0-0	3	3	1	0	0	0	8
Kelley	16	3-6	0-0	0-0	1	2	1	1	0	2	6
Guess	1	0-0	0-0	0-0	0	0	0	0	0	0	0
Smith	1	0-0	0-0	0-0	0	0	0	0	0	0	0
Cherry	1	0-0	0-0	0-0	0	0	0	0	0	0	0
Davis	8	0-1	0-1	0-1	1	0	0	1	2	0	0
Peterson	18	5-6	0-0	0-0	3	5	0	1	1	1	10
Granger	19	1-5	0-0	0-0	5	0	0	0	1	0	2
team					4						
TOTALS	200	22-51	2-7	10-12	38	15	16	7	2	6	56
		(.431)	(.286)	(.833)							

Halftime: Wisconsin 22, Michigan State 22
 Officials: Hightower, Hillary, Monje

SW MISSOURI STATE 43 • WISCONSIN 32
 March 12, 1999 • Charlotte, N.C. • Charlotte Coliseum (15,007)

Wisconsin's record-setting season came to an end after a 43-32 loss to Southwest Missouri State in the first round of the NCAA Tournament in Charlotte, N.C. The Badgers shot a season-low .255 from the field and their 32 points were the fewest in an NCAA Tournament game since the advent of the shot clock in 1986. Sean Mason registered 11 points, but he was the only Badger in double figures. Danny Moore and Kevin Ault scored 12 and 10 points, respectively, to pace the Bears. Wisconsin managed just 12 points in the first half on 21-percent shooting, but trailed just 21-12 thanks to a typically solid defensive effort. Wisconsin trailed by as few as six points in the second half, but never came closer than that.

SMSU	MP	FG	3P	FT	R	F	A	T	B	S	TP
Stringer	28	1-5	0-0	1-2	1	2	2	2	0	1	3
Bruton	25	1-1	0-0	0-0	0	0	0	1	0	2	2
Moore	35	4-8	0-0	4-6	13	3	0	4	1	0	12
Fontleroy	27	0-5	0-0	2-2	0	4	0	3	0	0	2
Ault	30	3-6	1-2	3-3	14	0	2	2	0	1	10
Murans	1	0-0	0-0	0-0	0	0	0	0	0	0	0
Miller	6	0-0	0-0	0-0	0	2	1	0	0	0	0
Bettenhausen	15	3-4	1-1	2-2	1	0	2	1	0	0	9
Brakebill	12	0-1	0-0	0-0	4	0	0	0	0	0	0
Judd	1	0-0	0-0	0-0	1	0	0	1	0	0	0
Tshomba	1	0-0	0-0	0-0	0	0	0	0	0	0	0
Phillips	15	1-3	1-3	2-2	1	2	0	2	0	0	5
Reuter	4	0-0	0-0	0-0	0	1	1	1	1	0	0
team					2			1			
TOTALS	200	13-33	3-6	14-17	37	14	8	18	2	4	43
		(.394)	(.500)	(.824)							

WISCONSIN	MP	FG	3P	FT	R	F	A	T	B	S	TP
Kowske	18	1-4	0-0	0-0	3	5	0	1	0	1	2
Kelley	26	0-3	0-0	0-0	2	2	0	1	0	0	0
Wills	31	3-6	0-0	0-1	5	1	1	0	0	1	6
Mason	33	4-12	1-6	2-2	3	3	1	2	0	2	11
Calderwood	29	0-8	0-6	0-0	0	1	1	1	0	0	0
Duany	3	0-0	0-0	0-0	1	1	0	0	0	0	0
Davis	3	0-2	0-0	2-2	0	0	1	0	0	0	2
Auriantal	1	0-1	0-0	0-0	0	0	0	0	0	0	0
Bryant	24	1-5	1-4	0-0	2	1	0	1	0	0	3
Linton	6	1-1	0-0	0-0	1	1	0	1	0	1	2
Vershaw	26	2-5	0-0	2-2	1	2	4	1	0	0	6
team					2			0			
TOTALS	200	12-47	2-16	6-7	20	17	8	8	0	5	32
		(.255)	(.125)	(.857)							

Halftime: Southwest Missouri State 21, Wisconsin 12
 Officials: Sittton, Greene, Harris

UW Record When ...

	'98-99
Ahead at half	14-5
Behind at half	6-4
FG% of .450 or more	16-1
FG% less than .450	6-9
Better FG% than opp.	16-2
Worse FG% than opp.	6-8
Opp. shoots < 45%	18-7
3FG% of .400 or more	9-1
3FG% less than .400	13-9
Try > 12 3-pt. FGs	20-10
Try 12 or less 3-pt. FGs	2-0
Make at least 70% FTs	13-6
Make < 70% FTs	9-4
Attempt at least 25 FTs	5-1
Attempt < 25 FTs	17-9
Outrebounding opp.	11-1
Tied or outrebounded	11-9
More TOs than opp.	3-3
Same or fewer TOs than opp.	19-7
Commit 10 or more TOs	16-6
Commit < 10 TOs	6-4
Score < 50 pts.	0-3
Score 50-59 pts.	3-5
Score 60-69 pts.	11-1
Score 70-79 pts.	7-1
Score 80 or more pts.	1-0
Allow < 50 pts.	5-1
Allow 50-59 pts.	12-5
Allow 60-69 pts.	5-2
Allow 70-79 pts.	0-2
Allow 80 or more pts.	0-0
Overtime	0-1
Vs. A.P. top 25	6-4
Home games	11-2
Road games	8-5
Neutral site games	3-3
Day games	9-5
Night games	13-5

GAMES DECIDED BY ...

5 pts. or less	3-4
6-10 pts.	6-1
11-19 pts.	8-5
20 or more pts.	5-0



BIG TEN STATISTICS

Team Overall

Scoring	G	Pts.	Avg.
Indiana	34	2565	75.4
Ohio State	36	2695	74.9
Iowa	30	2217	73.9
Michigan State	38	2726	71.7
Penn State	27	1870	69.3
Minnesota	28	1928	68.9
Purdue	34	2325	68.4
Michigan	31	2035	65.6
Wisconsin	32	1987	62.1
Illinois	32	1967	61.5
Northwestern	29	1741	60.0

Scoring Defense	G	Pts.	Avg.
Wisconsin	32	1766	55.2
Northwestern	29	1655	57.1
Michigan State	38	2262	59.5
Illinois	32	2008	62.8
Ohio State	36	2334	64.8
Minnesota	28	1827	65.3
Purdue	34	2233	65.7
Penn State	27	1801	66.7
Michigan	31	2134	68.8
Indiana	34	2366	69.5
Iowa	30	2099	70.0

FT Percentage	FT	FTA	Pct.
Michigan	481	640	.752
Penn State	373	500	.746
Wisconsin	413	558	.740
Michigan State	515	704	.732
Iowa	547	780	.701
Indiana	528	756	.698
Northwestern	372	537	.693
Minnesota	367	540	.680
Purdue	519	774	.671
Illinois	392	603	.650
Ohio State	505	826	.611

FG Percentage	FG	FGA	Pct.
Michigan State	1020	2156	.473
Indiana	922	1965	.469
Ohio State	986	2108	.468
Iowa	741	1602	.463
Minnesota	714	1575	.453
Penn State	649	1453	.447
Purdue	813	1853	.439
Wisconsin	685	1573	.435
Northwestern	584	1351	.432
Michigan	685	1626	.421
Illinois	705	1791	.394

FG Pct. Defense	FG	FGA	Pct.
Northwestern	577	1548	.373
Minnesota	635	1583	.401
Illinois	672	1671	.402
Ohio State	808	2000	.404
Wisconsin	613	1504	.408
Indiana	865	2057	.421
Michigan State	800	1880	.426
Penn State	672	1566	.429
Michigan	721	1672	.431
Purdue	837	1881	.445
Iowa	749	1658	.452

3-Pt. FG Pct.	FG	FGA	Pct.
Northwestern	201	536	.375

1998-99 Big Ten Standings

School	League			Overall		
	W	L	Pct.	W	L	Pct.
Michigan State	15	1	.938	33	5	.868
Ohio State	12	4	.750	27	9	.750
WISCONSIN	9	7	.563	22	10	.688
Indiana	9	7	.563	23	11	.676
Iowa	9	7	.563	20	10	.667
Minnesota	8	8	.500	17	11	.607
Purdue	7	9	.438	21	13	.618
Northwestern	6	10	.375	15	14	.517
Penn State	5	11	.313	13	14	.481
Michigan	5	11	.313	12	19	.387
Illinois	3	13	.188	14	18	.438

1999 Big Ten Tournament

1st Round

- (8) Northwestern 54, (9) Penn State 44
- (10) Michigan 79, (7) Purdue 73 OT
- (11) Illinois 67, (6) Minnesota 64

Quarterfinals

- (4) Wisconsin 74, (5) Iowa 60
- (1) Michigan State 61, (8) Northwestern 59
- (2) Ohio State 87, (10) Michigan 69
- (11) Illinois 82, (3) Indiana 66

Semifinals

- (1) Michigan State 56, (4) Wisconsin 41
- (11) Illinois 79, (2) Ohio State 77

Championship

- (1) Michigan State 67, (11) Illinois 50

Minnesota	133	355	.375	Iowa	35.1	31.1	+3.9
Iowa	188	504	.373	Illinois	36.7	33.7	+3.1
Indiana	193	534	.361	Ohio State	36.2	34.3	+1.9
Ohio State	218	611	.357	Northwestern	33.5	33.0	+0.5
Wisconsin	204	572	.357	Purdue	33.3	33.7	-0.4
Penn State	197	560	.352	Michigan	33.0	34.0	-1.0
Michigan	184	530	.347	Wisconsin	29.6	31.0	-1.4
Illinois	165	477	.346	Indiana	35.3	36.8	-1.6
Michigan State	171	506	.338	Penn State	32.8	34.6	-1.8
Purdue	183	576	.318				
				3-Pt. FG	G	FG	Avg.
				Penn State	27	197	7.30
				Michigan State	36.4	27.1	+9.3
				Northwestern	29	201	6.93
				Minnesota	37.8	33.7	+4.1
				Wisconsin	32	204	6.38

Iowa	30	188	6.27
Ohio State	36	218	6.06
Michigan	31	184	5.94
Indiana	34	193	5.68
Purdue	34	183	5.38
Illinois	32	165	5.16
Minnesota	28	133	4.75
Michigan State	38	171	4.50

Team Big Ten

Scoring Offense	G	Pts.	Avg.
Indiana	16	1167	72.9
Ohio State	16	1162	72.6
Iowa	16	1151	71.9
Michigan State	16	1129	70.6
Penn State	16	1126	70.4
Minnesota	16	1062	66.4
Michigan	16	1042	65.1
Purdue	16	1031	64.4
Wisconsin	16	967	60.4
Illinois	16	921	57.6
Northwestern	16	903	56.4

Scoring Defense	G	Pts.	Avg.
Wisconsin	16	908	56.8
Northwestern	16	944	59.0
Michigan State	16	979	61.2
Illinois	16	1043	65.2
Ohio State	16	1062	66.4
Minnesota	16	1076	67.3
Purdue	16	1082	67.6
Michigan	16	1109	69.3
Iowa	16	1138	71.1
Penn State	16	1143	71.4
Indiana	16	1180	73.6

FT Percentage	FT	FTA	Pct.
Wisconsin	200	254	.787
Michigan	254	336	.756
Penn State	234	313	.748
Michigan State	237	321	.738
Minnesota	223	311	.717
Northwestern	187	265	.706
Iowa	281	399	.704
Indiana	237	340	.697
Purdue	221	326	.678
Ohio State	227	359	.632
Illinois	156	247	.632

FG Percentage	FG	FGA	Pct.
Ohio State	421	919	.458
Michigan State	406	887	.458
Indiana	420	924	.455
Penn State	389	864	.450
Iowa	391	870	.449
Minnesota	383	859	.446
Wisconsin	333	782	.426
Michigan	350	825	.424
Purdue	366	865	.423
Northwestern	302	715	.422
Illinois	342	904	.378

FG Pct. Defense	FG	FGA	Pct.
Northwestern	337	862	.391
Wisconsin	313	760	.412
Ohio State	365	874	.418
Illinois	343	793	.433
Michigan	380	870	.437



Minnesota	371	849	.437
Indiana	433	984	.440
Michigan State	342	772	.443
Penn State	416	930	.447
Iowa	399	870	.459
Purdue	404	850	.475

3-Pt. FG Pct.	FG	FGA	Pct.
Northwestern	112	288	.389
Minnesota	73	192	.380
Michigan	88	244	.361
Penn State	114	319	.357
Indiana	90	258	.349
Ohio State	93	269	.346
Michigan State	80	234	.342
Wisconsin	101	301	.336
Iowa	88	272	.324
Illinois	81	268	.302
Purdue	81	275	.295

Reb. Margin	Reb.	Opp.	Mar.
Michigan State	34.7	26.8	+7.9
Iowa	34.9	31.2	+3.7
Minnesota	34.5	31.8	+2.7
Ohio State	34.6	33.5	+1.1
Illinois	33.5	33.3	+0.2
Indiana	35.5	36.0	-0.5
Northwestern	31.5	32.8	-1.3
Michigan	31.2	34.2	-3.0
Wisconsin	27.9	31.3	-3.3
Penn State	31.4	35.1	-3.6
Purdue	30.3	34.1	-3.8

3-Pt. FG	G	FG	Avg.
Penn State	16	114	7.13
Northwestern	16	112	7.00
Wisconsin	16	101	6.31
Ohio State	16	93	5.81
Indiana	16	90	5.63
Iowa	16	88	5.50
Michigan	16	88	5.50
Illinois	16	81	5.06
Purdue	16	81	5.06
Michigan State	16	80	5.00
Minnesota	16	73	4.56

Indiv. Overall

Scoring, SCH	G	Pts.	Avg.
Lewis, MN	27	625	23.1
Bullock, MI	31	643	20.7
Eschmeyer, NU	29	568	19.6
Redd, OS	36	703	19.5
Penn, OS	36	609	16.9
Mason, WI	32	539	16.8
Recker, IU	34	546	16.1
Guyton, IU	34	543	16.0

FG Percentage	FG	FGA	Pct.
Eschmeyer, NU	180	308	.584
Peterson, MS	190	343	.554
Booth, PS	157	306	.513
Redd, OS	261	560	.466
Lewis, MN	226	494	.457
Guyton, IU	198	435	.455
Penn, OS	202	450	.449
Recker, IU	182	425	.428

FT Percentage	FT	FTA	Pct.
Bullock, MI	178	206	.864
Peterson, MS	114	140	.814
Lewis, MN	120	148	.811
Mason, WI	137	169	.811
Cornell, PU	90	114	.789
Hutson, MS	107	137	.781
Cardinal, PU	114	147	.776
Booth, PS	100	129	.775

Rebounding	G	Reb.	Avg.
Eschmeyer, NU	29	292	10.1
Booth, PS	27	236	8.7
Smith, MS	38	319	8.4
Vignier, MI	31	229	7.4
Tarver, MN	26	185	7.1
Haston, IU	34	220	6.5
Lewis, MN	27	160	5.9
Asselin, MI	31	183	5.9

Assists	G	Ass.	Avg.
Cleaves, MS	38	271	7.1
Oliver, IA	30	136	4.5
Lewis, IU	33	147	4.5
Penn, OS	36	154	4.3
Earl, PS	27	111	4.1
Ivory, PS	27	97	3.6
Crispin, PS	27	90	3.3
Calderwood, WI	32	104	3.3

Steals	G	St.	Avg.
Cardinal, PU	34	78	2.3
McClain, IL	31	71	2.3
Penn, OS	36	70	1.9
Kelley, WI	32	62	1.9
Lewis, MN	27	50	1.9
Cleaves, MS	38	69	1.8
Singleton, OS	36	64	1.8
Earl, PS	27	48	1.8

Blocked Shots	G	Bl.	Avg.
Booth, PS	27	95	3.5
Przybilla, MN	28	84	3.0
Johnson, OS	36	100	2.8
Eschmeyer, NU	29	48	1.7
Broxsie, MN	27	40	1.5
Asselin, MI	31	36	1.2
Hawkins, IL	32	36	1.1
Koch, IA	30	32	1.1

3-Pt. FG Pct.	FG	FGA	Pct.
McCausland, IA	59	140	.421
Bradford, IL	85	205	.415
Guyton, IU	76	187	.406
Lewis, MN	53	131	.405
Clark, MN	44	111	.396
Lepore, NU	52	133	.391
Reid, MI	86	222	.387
Penn, OS	88	229	.384

3-Pt. Field Goals	G	FG	Avg.
Reid, MI	31	86	2.8
Bradford, IL	32	85	2.7
Crispin, PS	27	68	2.5
Cornell, PU	34	85	2.5
Penn, OS	36	88	2.4
Mason, WI	32	78	2.4
Bullock, MI	31	75	2.4
Guyton, IU	34	76	2.2

Indiv. Big Ten

Scoring	G	Pts.	Avg.
Lewis, MN	16	408	25.5
Bullock, MI	16	313	19.6
Eschmeyer, NU	16	305	19.1
Redd, OS	16	302	18.9
Guyton, IU	16	289	18.1
Penn, OS	16	289	18.1
Cornell, PU	16	282	17.6
Recker, IU	16	269	16.8

Rebounding	G	Reb.	Avg.
Eschmeyer, NU	16	176	11.0
Smith, MS	16	134	8.4
Booth, PS	16	128	8.0
Haston, IU	16	115	7.2
Johnson, OS	16	114	7.1

Tarver, MN	16	108	6.8
Asselin, MI	16	103	6.4
Vignier, MI	16	96	6.0

Assists	G	Ass.	Avg.
Cleaves, MS	16	108	6.8
Lewis, IU	15	88	5.9
Oliver, IA	16	67	4.2
Earl, PS	16	67	4.2
Penn, OS	16	66	4.1
Ivory, PS	16	62	3.9
Calderwood, WI	16	61	3.8
Kelley, WI	16	50	3.1

Steals	G	St.	Avg.
Penn, OS	16	40	2.5
Kelley, WI	16	38	2.4
Cardinal, PU	16	37	2.3
McClain, IL	15	33	2.2
Lewis, MN	16	32	2.0
Oliver, IA	16	30	1.9
Cleaves, MS	16	30	1.9
Calderwood, WI	16	28	1.8

Blocked Shots	G	Bl.	Avg.
Booth, PS	16	51	3.2
Johnson, OS	16	44	2.8
Przybilla, MN	16	39	2.4
Eschmeyer, NU	16	26	1.6
Hawkins, IL	16	25	1.6
Asselin, MI	16	22	1.4
McQuay, PU	15	16	1.1
Broxsie, MN	16	16	1.0
Rucker, IA	15	15	1.0

FG Percentage	FG	FGA	Pct.
Eschmeyer, NU	88	163	.540

Booth, PS	100	196	.510
Lewis, MN	141	301	.468
Penn, OS	96	212	.453
Redd, OS	112	252	.444
Guyton, IU	104	235	.443
Cornell, PU	92	218	.422
Recker, IU	89	219	.406

3-Pt. FG Pct.	FG	FGA	Pct.
Reid, MI	49	107	.458
Lewis, MN	35	81	.432
Coleman, OS	21	49	.429
Wink, NU	26	62	.419
Guyton, IU	43	106	.406
Bryant, WI	29	72	.403
Earl, PS	31	78	.397
Lepore, NU	33	84	.393

3-Pt. Field Goals	G	FG	Avg.
Reid, MI	16	49	3.1
Cornell, PU	16	46	2.9
Guyton, IU	16	43	2.7
Crispin, PS	16	42	2.6
Penn, OS	16	41	2.6
Bradford, IL	16	39	2.4
Lepore, NU	15	33	2.2
Lewis, MN	16	35	2.2

FT Percentage	FT	FTA	Pct.
Cleaves, MS	50	57	.877
Lewis, MN	91	108	.843
Bullock, MI	94	112	.839
Peterson, MS	61	73	.836
Lewis, IU	41	50	.820
Clark, MN	46	58	.793
Mason, WI	65	82	.793
Eschmeyer, NU	129	164	.787

1999 All-Big Ten Team

COACHES

1st team — Mateen Cleaves, MS • Evan Eschmeyer, NU • Quincy Lewis, MN • Scoonie Penn, OS • Morris Peterson, MS **2nd team** — Calvin Booth, PS • Louis Bullock, MI • A.J. Guyton, IU • Sean Mason, WI • Michael Redd, OS. **3rd team** — Jaraan Cornell, PU • Dean Oliver, IA • Luke Recker, IU • Antonio Smith, MS • Cory Bradford, IL • Brian Cardinal, PU • Dan Earl, PS. **Player of the Year** — Mateen Cleaves, MS • **Freshman of the Year** — Cory Bradford, IL • **Defensive Player of the Year** — Mike Kelley, WI.

MEDIA

1st team — Mateen Cleaves, MS • Evan Eschmeyer, NU • Quincy Lewis, MN • Scoonie Penn, OS • Morris Peterson, MS. **2nd team** — Calvin Booth, PS • Louis Bullock, MI • A.J. Guyton, IU • Sean Mason, WI • Michael Redd, OS. **3rd team** — Ty Calderwood, WI • Jaraan Cornell, PU • Dean Oliver, IA • Luke Recker, IU • Antonio Smith, MS. **Player of the Year** — Scoonie Penn, OS • **Freshman of the Year** — Cory Bradford, IL • **Coach of the Year** — Jim O'Brien, OS.

Note — honorable mention all-conference teams were not chosen because no players received enough votes for honorable mention recognition.



Records



TEAM RECORDS

Season

MOST GAMES

- 32 in 1998-99
- 32 in 1995-96
- 31 in 1997-98
- 31 in 1991-92
- 31 in 1989-90
- 31 in 1986-87

POINTS

- 2,259 in 1993-94
- 2,226 in 1991-92
- 2,193 in 1986-87
- 2,156 in 1992-93
- 2,123 in 1990-91

SCORING AVERAGE

- 86.3 in 1970-71
- 84.7 in 1961-62
- 81.9 in 1963-64
- 81.8 in 1966-67
- 80.1 in 1967-68

SCORING DEFENSE

- 52.6 in 1949-50
- 53.0 in 1946-47
- 53.4 in 1947-48
- 55.2 in 1998-99
- 55.3 in 1996-97

FG PCT. DEFENSE

- .248 in 1946-47
- .276 in 1949-50
- .277 in 1947-48
- .291 in 1950-51
- .300 in 1952-53

FIELD GOALS

- 816 in 1993-94
- 814 in 1985-86
- 813 in 1986-87
- 803 in 1984-85
- 793 in 1992-93
- 793 in 1961-62

FIELD GOAL ATTEMPTS

- 1,915 in 1963-64
- 1,831 in 1970-71
- 1,818 in 1974-75
- 1,812 in 1961-62
- 1,808 in 1975-76

FIELD GOAL PERCENTAGE

- .503 (743-1476) in '90-91
- .501 (774-1546) in '88-89
- .488 (803-1646) in '84-85
- .483 (814-1686) in '85-86
- .479 (813-1696) in '86-87

3-PT. FIELD GOALS

- 225 in 1993-94
- 219 in 1992-93
- 204 in 1998-99
- 189 in 1995-96
- 186 in 1994-95
- 186 in 1990-91

3-PT. FIELD GOAL ATT.

- 609 in 1993-94
- 572 in 1998-99
- 570 in 1992-93
- 561 in 1994-95
- 551 in 1995-96

3-PT. FIELD GOAL PCT.

- .448 (146-326) in '88-89
- .447 (160-358) in '86-87
- .432 (126-292) in '87-88
- .426 (179-420) in '91-92
- .413 (186-450) in '90-91

FREE THROWS

- 495 in 1954-55
- 486 in 1953-54
- 473 in 1995-96
- 473 in 1952-53
- 463 in 1991-92
- 463 in 1970-71

FREE THROW ATTEMPTS

- 717 in 1952-53
- 695 in 1953-54
- 693 in 1954-55
- 687 in 1994-95
- 682 in 1991-92

FREE THROW PCT.

- .758 (413-545) in '83-84
- .743 (361-496) in '84-85
- .740 (413-558) in '98-99
- .733 (368-502) in '85-86
- .725 (314-433) in '82-83

REBOUNDS

- 1,268 in 1970-71
- 1,245 in 1972-73
- 1,207 in 1966-67
- 1,196 in 1962-63
- 1,177 in 1961-62

REBOUND AVERAGE

- 52.8 in 1970-71
- 51.9 in 1972-73
- 50.3 in 1966-67
- 50.0 in 1950-51
- 49.8 in 1962-63

OPP. REBOUNDING AVG.

- 29.5 in 1988-89
- 29.8 in 1990-91
- 30.5 in 1983-84
- 30.7 in 1989-90
- 31.0 in 1998-99

ASSISTS

- 506 in 1986-87
- 472 in 1993-94
- 469 in 1990-91
- 456 in 1984-85
- 450 in 1988-89

FEWEST TURNOVERS

- 374 in 1984-85
- 377 in 1998-99
- 379 in 1983-84
- 382 in 1985-86
- 401 in 1988-89

FEWEST TURNOVERS PER GAME

- 11.8 in 1998-99
- 13.4 in 1984-85
- 13.4 in 1988-89
- 13.5 in 1983-84
- 13.6 in 1985-86

BLOCKED SHOTS

- 153 in 1991-92
- 135 in 1993-94
- 103 in 1994-95
- 97 in 1996-97
- 96 in 1990-91

STEALS

- 224 in 1998-99
- 220 in 1988-89
- 214 in 1992-93
- 208 in 1991-92
- 203 in 1978-79

Most Wins

- 22 1998-99
- 20 1940-41
- 20 1915-16
- 18 1996-97
- 18 1993-94
- 18 1988-89
- 17 1995-96
- 17 1961-62
- 17 1949-50

Winning Pct.

- 1.000 15-0 ('11-12)
- 1.000 15-0 ('13-14)
- .952 20-1 ('15-16)
- .933 14-1 ('12-13)
- .882 15-2 ('29-30)
- .882 15-2 ('28-29)
- .870 20-3 ('40-41)
- .857 12-2 ('05-06)
- .833 15-3 ('16-17)
- .833 10-2 ('07-08)

Most Big Ten Wins

- 12 1914
- 12 1912
- 11 1997
- 11 1941
- 11 1923
- 11 1916
- 11 1913
- 10 1962
- 10 1953
- 10 1942
- 10 1929


Highest Big Ten Winning Pct.

- 1.000 12-0 (1914)
- 1.000 12-0 (1912)
- .917 11-1 (1941)
- .917 11-1 (1923)
- .917 11-1 (1916)
- .917 11-1 (1913)
- .875 7-1 (1908)
- .833 10-2 (1929)
- .800 8-2 (1930)
- .750 9 times



TEAM RECORDS

Game



Tracy Webster, shown with Coach Stu Jackson, made seven of Wisconsin's school record-tying 15 three-point field goals against Missouri in 1994.

POINTS

- 120 vs. Southern Methodist, 12/9/67
- 115 vs. Mississippi Valley St., 12/23/93
115 vs. Gonzaga, 12/17/63
- 114 vs. Michigan Tech, 12/5/70
- 113 vs. Iowa, 2/9/74

POINTS IN A HALF

- 67 vs. Iowa, 1/25/88
- 65 vs. Cleveland State, 12/22/79
65 vs. Gonzaga, 12/17/63
- 63 vs. Mississippi Valley St., 12/23/93
63 vs. Southern Methodist, 12/9/67

FIELD GOALS

- 48 vs. Southern Methodist, 12/9/67
48 vs. Gonzaga, 12/17/63
- 44 vs. Eastern Illinois, 12/1/70
44 vs. Illinois, 3/11/67
44 vs. West Virginia, 12/18/65
44 at Louisiana State, 12/18/54

FIELD GOAL ATTEMPTS

- 113 at Michigan State, 1/6/64
- 111 vs. Michigan Tech, 12/5/70
- 102 vs. South Dakota, 12/9/72
- 99 vs. Northern Michigan, 12/11/71
- 97 vs. West Virginia, 12/18/65

FIELD GOAL PERCENTAGE

- .744 (32-43) vs. Army, 12/30/79
- .687 (33-48) vs. N. Illinois, 12/22/84
- .667 (32-48) at New Mexico, 12/29/84

- .649 (24-37) at Minnesota, 1/3/87
- .648 (35-54) vs. E. Illinois, 12/28/95

FIELD GOAL PCT. IN A HALF

- .778 (14-18) vs. Bowling Green, 3/13/91
- .773 (17-22) vs. N. Illinois, 12/18/84
- .762 (16-21) vs. Northwestern, 1/3/88
- .760 (19-25) vs. Army, 12/30/79
- .750 (15-20) vs. NE Illinois, 11/28/95

3-POINT FIELD GOALS MADE

- 15 vs. Missouri, 3/19/94
15 vs. Alcorn State, 12/29/92
- 14 vs. Michigan State, 2/2/94
14 vs. Texas-Arlington, 12/22/90
- 13 at Temple, 12/9/98
13 at Michigan, 1/29/94
13 vs. UW-Milwaukee, 11/27/93

3-POINT FIELD GOAL ATTEMPTS

- 37 vs. Missouri, 3/19/94
- 35 at Eastern Michigan, 12/10/94
- 32 at Marquette, 12/31/94
- 31 vs. UW-Milwaukee, 11/27/93
31 vs. Northwestern, 2/3/93

3-POINT FIELD GOAL PCT.

- (min. 8 attempts)
- .900 (9-10) at Illinois, 1/25/97
 - .889 (8-9) vs. N. Dakota St., 12/10/86
 - .778 (7-9) vs. Indiana, 3/3/90
.778 (7-9) at Iowa, 2/10/90
 - .750 (6-8) vs. Gonzaga, 12/1/89
.750 (9-12) vs. Denver, 12/14/88

FREE THROWS MADE

- 41 at Illinois, 1/1/55
- 40 vs. Minnesota, 1/12/53
- 37 at Michigan, 2/21/53
- 36 vs. Sam Houston State, 12/13/92
- 35 vs. Marquette, 2/19/90

FREE THROW ATTEMPTS

- 61 at Michigan, 2/21/53
- 54 at Illinois, 1/1/55
- 50 at Indiana, 2/12/62
- 48 vs. Sam Houston State, 12/13/92
48 vs. Michigan State, 3/9/53
48 vs. Minnesota, 1/12/53

FREE THROW PERCENTAGE

- (min. 12 attempts)
- 1.000 (22-22) vs. Purdue, 2/7/76
1.000 (13-13) at Loyola, 12/12/88
1.000 (12-12) vs. Marquette, 12/4/90
1.000 (12-12) vs. S. Illinois, 12/3/83
 - .962 (25-26) vs. Michigan, 2/26/92

REBOUNDS

- 79 vs. Michigan Tech, 12/5/70
- 76 vs. South Dakota, 12/9/72
- 74 vs. Iowa, 2/6/71
74 vs. Washington (MO), 12/11/61
- 73 vs. Gonzaga, 12/17/63

ASSISTS

- 33 vs. Northwestern, 3/7/53
- 31 vs. South Dakota, 12/6/84
31 at Louisiana State, 12/18/54
- 30 vs. Iowa, 3/9/94
- 29 vs. Mississippi Valley St., 12/23/93

BLOCKED SHOTS

- 11 at Portland, 11/30/91
11 vs. Texas-Arlington, 12/22/90
11 vs. Ferris State, 11/28/88
11 vs. Rollins, 12/1/73
- 10, four times


STEALS

- 17 vs. Michigan State, 1/7/88
- 16 vs. Denver, 12/14/88
- 15, four times



TEAM RECORDS

Defense



FEWEST POINTS ALLOWED, GAME

1.	29 vs. Loyola Chicago (66-29).....	11/14/98
	29 vs. Michigan State (35-29).....	2/24/51
3.	30 vs. Brown (52-30).....	12/7/96
4.	33 vs. Northwestern (56-33).....	1/17/98
	33 vs. Washington (MO) (43-33).....	12/9/57
6.	34 vs. Denver (89-34).....	12/14/88
	34 at Marquette (60-34).....	12/31/48
8.	35 vs. UNC-Wilmington (68-35).....	11/30/96
	35 vs. Butler (60-35).....	2/1/51

LOWEST FIELD GOAL PCT. ALLOWED, GAME

1.	.183 vs. Creighton.....	1/8/49
	.183 vs. Missouri.....	12/9/48
3.	.184 vs. Brown.....	12/7/96
	.184 vs. Purdue.....	1/19/48
	.184 vs. Indiana.....	1/15/49
6.	.185 vs. Michigan State.....	3/1/54
7.	.189 vs. Pittsburgh.....	12/12/47
8.	.197 vs. Michigan State.....	2/24/51
	.197 at Michigan.....	2/7/49

FEWEST POINTS ALLOWED, HALF

1.	8 vs. Pittsburgh (1st).....	12/12/47
2.	10 at Marquette (1st).....	12/23/98
	10 at Marquette (1st).....	12/31/48
4.	11 vs. Michigan State (2nd).....	2/9/48
5.	12 vs. Brown (2nd).....	12/7/96
	12 vs. UNC-Wilmington (1st).....	11/30/96
	12 vs. Marquette (2nd).....	12/2/50

LOWEST FIELD GOAL PCT. ALLOWED, HALF*

1.	.118 vs. Brown (2nd).....	12/7/96
2.	.136 at Marquette (1st).....	12/23/98
3.	.154 vs. Michigan State (1st).....	1/17/96
4.	.158 vs. Northwestern (1st).....	2/10/99
5.	.167 vs. Michigan (2nd).....	1/3/96
	.167 vs. Manhattan (2nd).....	3/13/96

Modern era records only

**Since 1971-72*

FEWEST POINTS PER GAME ALLOWED, SEASON

1.	52.6.....	1949-50
2.	53.0.....	1946-47
3.	53.4.....	1947-48
4.	55.2.....	1998-99
5.	55.3.....	1996-97
6.	56.9.....	1950-51
7.	59.6.....	1951-52
8.	61.9.....	1952-53
9.	62.6.....	1997-98
10.	63.3.....	1953-54

LOWEST FIELD GOAL PERCENTAGE ALLOWED, SEASON

1.	.248.....	1946-47
2.	.276.....	1949-50
3.	.277.....	1947-48
4.	.291.....	1950-51
5.	.300.....	1952-53
6.	.309.....	1953-54
7.	.326.....	1951-52
8.	.362.....	1957-58
9.	.369.....	1956-57
10.	.378.....	1996-97


Wisconsin is, by far, the best defensive team we've played. They just get after you.

Michigan State coach Tom Izzo after the Spartans' 56-51 win over UW in East Lansing on Feb. 21, 1999



TEAM RECORDS

Winning Streaks & Best Starts



Michael Finley led the 1993-94 Badgers to an 11-0 start. That team played in the school's first NCAA Tournament in 47 years.

BEST UNBEATEN STARTS

- 6-0:** 15 times, last in 1996-97
- 7-0:** 13 times, last in 1993-94
- 8-0:** 10 times, last in 1993-94
- 9-0:** 7 times, last in 1993-94
- 10-0:** 5 times, last in 1993-94
- 11-0:** 5 times, last in 1993-94
- 12-0:** 4 times, last in 1915-16
- 13-0:** 3 times, last in 1913-14
- 14-0:** 3 times, last in 1913-14
- 15-0:** 2 times, last in 1913-14

No UW team has ever been unbeaten with more than 15 wins

BEST ONE-LOSS STARTS

- 6-1:** 20 times, last in 1998-99
- 7-1:** 14 times, last in 1998-99
- 8-1:** 12 times, last in 1998-99
- 9-1:** 13 times, last in 1998-99
- 10-1:** 6 times, last in 1998-99
- 11-1:** 5 times, last in 1998-99
- 12-1:** 6 times, last in 1998-99
- 13-1:** 2 times, last in 1928-29
- 14-1:** 3 times, last in 1928-29
- 15-1:** once, in 1915-16
- 16-1:** once, in 1915-16
- 17-1:** once, in 1915-16
- 18-1:** once, in 1915-16
- 19-1:** once, in 1915-16
- 20-1:** once, in 1915-16

No UW team has won 21 of its first 22 games.

Sterling Start

The 1998-99 season at Wisconsin will be remembered for many accomplishments, one of which was a tremendous start to the record-setting campaign. Coach Dick Bennett's squad jumped out to a 12-1 record that included victories at Rhode Island, Temple, Texas, Illinois State and Marquette, as well as home wins over Fresno State and Pepperdine. During the 12-1 start, Wisconsin shot 46 percent from the field, including 40 percent from three-point range, and averaged 67 points per contest, while holding opponents to 40 percent field goal shooting and 54 points per game.

WIN STREAKS (ONE SEASON)

- | | | |
|----|------------|--|
| G |Began |Ended |
| 1. | 15 |1-11-41.....through end of season |
| | 15 |won all 15 games in 1913-14 |
| | 15 |won all 15 games in 1911-12 |
| 4. | 12 |12-10-151-22-16 |

HOME WIN STREAKS (ONE SEASON)

- | | | |
|----|------------|---|
| G |Began |Ended |
| 1. | 12 |11-27-932-12-94 |
| | 12 |won all 12 games in 1929-30 |
| 3. | 11 |12-1-732-11-74 |
| 4. | 10 |12-31-40.....through end of season |
| | 10 |won all 10 games in 1915-16 |

ROAD WIN STREAKS (ONE SEASON)

- | | | |
|----|------------|---------------------------------|
| G |Began |Ended |
| 1. | 7 |12-10-151-22-16 |
| | 7 |won all 7 games in 1911-12 |
| | 7 |12-13-012-22-02 |
| 4. | 6 |won all 6 games in 1913-14 |
| | 6 |won all 6 games in 1912-13 |
| | 6 |12-29-033-3-04 |

WIN STREAKS (2 SEASONS)

- | | | |
|----|------------|----------------------------|
| G |Began |Ended |
| 1. | 29 |12-9-113-7-13 |
| 2. | 24 |12-13-131-23-15 |
| 3. | 19 |1-11-4112-31-41 |

HOME WIN STREAKS (2 SEASONS)

- | | | |
|----|------------|---------------------------|
| G |Began |Ended |
| 1. | 33 |3-8-111-23-15 |
| 2. | 24 |1-14-292-14-31 |
| 3. | 18 |2-19-151-26-17 |
| | 18 |2-27-093-1-11 |

ROAD WIN STREAKS (2 SEASONS)

- | | | |
|----|------------|---------------------------|
| G |Began |Ended |
| 1. | 12 |12-20-113-7-13 |
| 2. | 9 |1-10-142-8-15 |
| 3. | 7 |1-29-161-13-17 |
| | 7 |3-3-053-2-06 |



TEAM RECORDS

Victory Margins & 100-Point Games

BIGGEST WINS

- 55 Denver (89-34), 12/14/88
- 52 Morgan State (94-42), 12/23/79
- 52 N. Dakota State (102-50), 1/23/62
- 46 North Dakota (94-48), 12/7/68
- 44 Florida A&M (100-56), 11/26/83
- 44 California-Davis (97-53), 12/3/74
- 44 Michigan Tech (114-70), 12/5/70
- 44 Gonzaga (115-71), 12/17/63
- 44 Chicago (74-30), 2/8/43
- 42 DePauw (105-63), 11/29/75
- 42 Carroll (67-25), 12/1/45

BIGGEST HOME WINS

- 55 Denver (89-34), 12/14/88
- 52 Morgan State (94-42), 12/23/79
- 52 N. Dakota State (102-50), 1/23/62
- 46 North Dakota (94-48), 12/7/68
- 44 Florida A&M (100-56), 11/26/83
- 44 California-Davis (97-53), 12/3/74
- 44 Michigan Tech (114-70), 12/5/70
- 44 Gonzaga (115-71), 12/17/63
- 44 Chicago (74-30), 2/8/43
- 42 DePauw (105-63), 11/29/75
- 42 Carroll (67-25), 12/1/45

BIGGEST ROAD/NEUTRAL WINS

- 38 at Chaminade (104-66), 11/22/95
- 37 vs. Nebraska (78-41), 11/22/98
- 36 at Loyola Marymount (103-67), 12/4/93
- 35 vs. Navy (93-58), 12/29/91
- 34 at Chicago (54-20), 2/9/42
- 32 vs. N. Illinois (95-63), 12/11/86
- 28 at Chicago (74-46), 3/4/44
- 27 vs. Arizona (104-77), 12/30/66
- 26 at Marquette (60-34), 12/31/48
- 25 vs. Nevada (86-61), 12/29/79

BIGGEST DEFEATS

- 53 at Iowa (48-101), 2/10/86
- 53 at Indiana (61-114), 1/3/76
- 44 at UCLA (56-100), 12/28/66
- 44 Michigan (59-103), 2/22/64
- 41 at UCLA (53-94), 11/25/72
- 41 at Rice (37-78), 12/6/58
- 40 at Iowa (65-105), 1/26/85
- 39 at Purdue (49-88), 1/11/75
- 39 at Illinois (54-93), 2/16/59
- 38 at Indiana (65-103), 1/15/87

BIGGEST HOME DEFEATS

- 44 Michigan (59-103), 2/22/64
- 37 Ohio State (69-106), 2/8/60
- 33 Purdue (42-75), 2/7/96
- 32 Ohio State (68-100), 1/30/61
- 31 Minnesota (78-109), 2/12/94
- 31 Michigan State (57-88), 2/2/59
- 30 Iowa (38-68), 2/24/45
- 29 Indiana (67-96), 2/26/76
- 29 Marquette (47-76), 12/2/58
- 29 Ohio State (34-63), 2/9/45

BIGGEST ROAD/NEUTRAL DEFEATS

- 53 at Iowa (48-101), 2/10/86
- 53 at Indiana (61-114), 1/3/76
- 44 at UCLA (56-100), 12/28/66
- 41 at UCLA (53-94), 11/25/72
- 41 at Rice (37-78), 12/6/58
- 40 at Iowa (65-105), 1/26/85
- 39 at Purdue (49-88), 1/11/75
- 39 at Illinois (54-93), 2/16/59
- 38 at Indiana (65-103), 1/15/87
- 37 at Minnesota (53-90), 1/12/94
- 37 at UNLV (65-102), 12/28/87


UW'S 100-POINT GAMES

- 120 Southern Methodist (82), 12/9/67
- 115 Mississippi Valley St. (79), 12/23/93
- 115 Gonzaga (71), 12/17/63
- 114 Michigan Tech (70), 12/5/70
- 113 Iowa (87), 2/9/74
- 110 Alcorn State (81), 12/29/92
- 110 Northwestern (94), 2/21/67
- 108 Detroit Mercy (86), 12/23/92
- 107 Michigan Tech (74), 12/1/71
- 107 Louisiana State (68), 12/18/54
- 106 UW-Milwaukee (84), 11/27/93
- 105 Eastern Illinois (70), 12/28/95
- 105 Texas-Arlington (74), 12/22/90
- 105 DePauw (63), 11/29/75
- 105 at Indiana (94), 2/12/62
- 105 vs. Dayton (93), 12/28/61
- 104 vs. Chaminade (66), 11/22/95
- 104 Cal. State-L.A. (88), 12/27/85
- 104 Northern Michigan (65), 12/11/71
- 104 Purdue (84), 3/2/68
- 104 vs. Arizona (77), 12/30/66
- 104 vs. Georgia Tech (84), 12/28/63
- 103 Cleveland State (78), 12/22/79
- 103 Grambling (83), 12/29/93
- 103 at Loyola Marymount (67), 12/4/93
- 103 Michigan State (96), 2/22/75
- 103 Illinois (101), 2/19/62
- 102 Eastern Illinois (84), 12/1/70
- 102 Illinois (92), 3/11/67
- 102 *at Michigan (120), 2/12/66
- 102 Indiana (96), 2/25/63
- 102 North Dakota State (50), 1/23/62
- 101 Northwestern (87), 2/3/93
- 101 Charleston Southern (72), 12/14/92
- 101 Illinois (75), 1/19/74
- 101 Michigan State (74), 2/29/72
- 100 Florida A&M (56), 11/26/83
- 100 SIU-Edwardsville (74), 12/2/72
- 100 *at Iowa (119), 2/10/70

*losses

The last time the Badgers allowed 100 points was in a 109-96 loss to Missouri in the second round of the 1994 NCAA Tournament.

The above lists include only games played in the "modern era" which began in the 1937-38 season, the first without the center jump after each field goal scored.



Widest Victory Margins of the Bennett Era

- 38 at Chaminade (104-66), 11/22/95
- 37 vs. Nebraska (78-41), 11/22/98
- 37 vs. Loyola Chicago (66-29), 11/14/98
- 35 vs. Eastern Illinois (105-70), 12/28/95
- 34 vs. Northeastern Illinois (89-55), 1/28/95
- 33 vs. UNC-Wilmington (68-35), 1/30/96
- 31 vs. UW-Milwaukee (94-63), 12/23/95



CAREER RECORDS

GAMES PLAYED

1. 118 Tim Locum, 1988-91
- 118 Danny Jones, 1987-90
- 118 Kurt Portmann, 1987-90
4. 117 Sean Daugherty, 1995-98
5. 115 Michael Finley, 1992-95
6. 113 Hennssy Auriantal, 1996-99
- 113 Tom Molaski, 1986-89
8. 112 Rick Olson, 1983-86
9. 110 Claude Gregory, 1978-81
- 110 Larry Petty, 1978-81

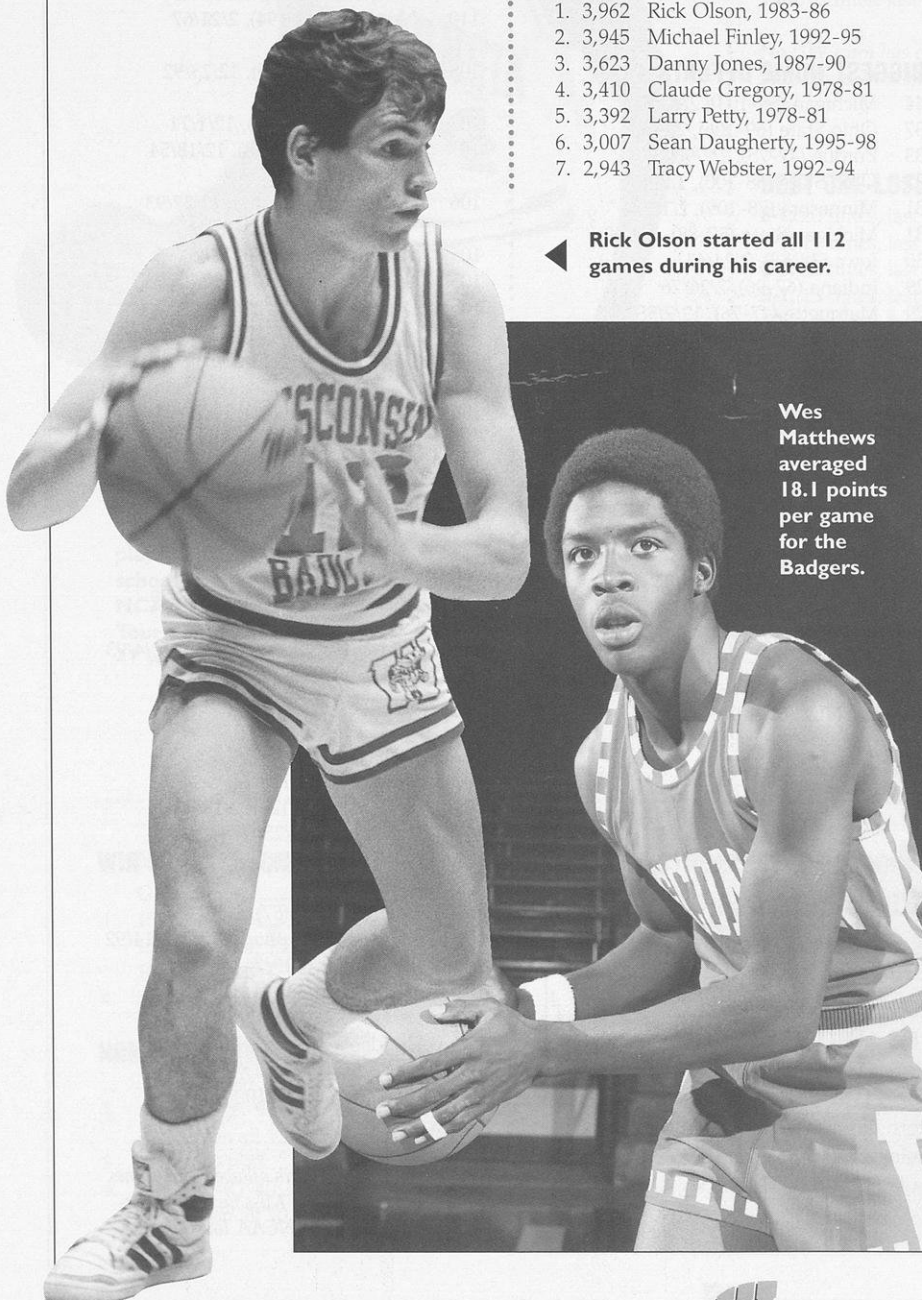
GAMES STARTED

1. 112 Rick Olson, 1983-86
- 112 Michael Finley, 1992-95
3. 109 Danny Jones, 1987-90
4. 108 Joe Chrnelich, 1977-80
5. 99 Larry Petty, 1978-81
6. 88 Tracy Webster, 1992-94
- 88 Claude Gregory, 1978-81
8. 85 Sean Daugherty, 1995-98
9. 83 Willie Simms, 1988-91
- 83 J.J. Weber, 1984-87

MINUTES PLAYED

1. 3,962 Rick Olson, 1983-86
2. 3,945 Michael Finley, 1992-95
3. 3,623 Danny Jones, 1987-90
4. 3,410 Claude Gregory, 1978-81
5. 3,392 Larry Petty, 1978-81
6. 3,007 Sean Daugherty, 1995-98
7. 2,943 Tracy Webster, 1992-94

◀ Rick Olson started all 112 games during his career.



Wes Matthews averaged 18.1 points per game for the Badgers.

8. 2,940 Scott Roth, 1982-85
9. 2,927 Trent Jackson, 1986-89
10. 2,909 Cory Blackwell, 1982-84

POINTS

1. 2,147 Michael Finley, 1992-95
2. 1,854 Danny Jones, 1987-90
3. 1,745 Claude Gregory, 1978-81
4. 1,736 Rick Olson, 1983-86
5. 1,545 Trent Jackson, 1986-89
6. 1,408 Clarence Sherrod, 1969-71
7. 1,405 Cory Blackwell, 1982-84
8. 1,294 Sean Mason, 1995-96, '98-99
9. 1,264 Tracy Webster, 1992-94
10. 1,251 Wes Matthews, 1978-80

SCORING AVERAGE

1. 19.6 Clarence Sherrod, 1969-71
2. 18.7 Michael Finley, 1992-95
3. 18.1 Wes Matthews, 1978-80
4. 16.9 Cory Blackwell, 1982-84
- 16.9 Joe Franklin, 1966-68
6. 16.6 Leon Howard, 1971-73
7. 15.9 Claude Gregory, 1978-81
- 15.9 James Johnson, 1967-69
9. 15.7 Danny Jones, 1987-90
10. 15.6 Rashard Griffith, 1994-95
- 15.6 Trent Jackson, 1986-89

FIELD GOALS

1. 739 Michael Finley, 1992-95
2. 729 Rick Olson, 1983-86
3. 723 Danny Jones, 1987-90
4. 656 Claude Gregory, 1978-81
5. 563 Cory Blackwell, 1982-84
6. 557 Trent Jackson, 1986-89
7. 500 Clarence Sherrod, 1969-71
8. 489 Wes Matthews, 1978-80
9. 465 Joe Chrnelich, 1977-80
10. 459 Joe Franklin, 1966-68

FIELD GOAL ATTEMPTS


1. 1,681 Michael Finley, 1992-95
2. 1,535 Rick Olson, 1983-86
3. 1,492 Claude Gregory, 1978-81
4. 1,351 Danny Jones, 1987-90
5. 1,234 Cory Blackwell, 1982-84
6. 1,230 Clarence Sherrod, 1969-71
7. 1,218 Bob Litzow, 1956-58
8. 1,206 Trent Jackson, 1986-89
9. 1,199 Don Rehfeldt, 1947-50
10. 1,088 Ab Nicholas, 1950-52

FIELD GOAL PERCENTAGE

(min. 500 attempts)

1. .573 P. Tompkins (306-534), 1988-91
2. .554 R. Griffith (294-531), 1994-95
3. .545 Willie Simms (391-717), 1988-91
4. .535 Danny Jones (723-1351), 1987-90
5. .527 J.J. Weber (405-768), 1984-87





Tim Locum is fourth on the NCAA's career three-point field goal percentage list (.472) among players who have made at least 200 shots from beyond the arc.

6. .512 Joe Chnelich (465-908), 1977-80
7. .493 M. Heineman (262-532), 1984-87
- 493 Brad Sellers (356-723), 1982-83
9. .491 Scott Roth (455-927), 1982-85
10. .481 Tim Locum (342-711), 1988-91

3-POINT FIELD GOALS

1. 227 Tim Locum, 1988-91
2. 213 Michael Finley, 1992-95
3. 193 Trent Jackson, 1986-89
4. 167 Tracy Webster, 1992-94
5. 166 Sean Mason, 1995-99
6. 162 Andy Kilbride, 1992-95
7. 94 Ty Calderwood, 1997, '99
- 94 Brian Good, 1989-92
9. 92 Hennssy Auriantal, 1996-99
10. 71 Jason Johnsen, 1991-94

3-POINT FIELD GOAL ATTEMPTS

1. 631 Michael Finley, 1992-95
2. 481 Tim Locum, 1988-91
3. 471 Sean Mason, 1995-99
4. 430 Trent Jackson, 1986-89
5. 406 Tracy Webster, 1992-94
6. 388 Andy Kilbride, 1992-95
7. 282 Ty Calderwood, 1997, '99
8. 253 Hennssy Auriantal, 1996-99
9. 218 Brian Good, 1989-92
10. 196 Duany Duany, 1996-99

3-POINT FIELD GOAL PERCENTAGE

(min. 60 attempts)

1. .475 Mike Heineman (29-61), 1984-87
2. .472 Tim Locum (227-481), 1988-91
3. .449 Trent Jackson (193-430), 1986-89
4. .431 Brian Good (94-218), 1989-92
5. .424 Shelton Smith (59-139), 1985-87
6. .418 Andy Kilbride (162-388), 1992-95
7. .411 Tracy Webster (167-406), 1992-94
8. .396 John Ellenson (36-91), 1989-91
9. .374 Jason Johnsen (71-190), 1991-94
10. .366 Jay Peters (30-82), 1991-92

FREE THROWS

1. 456 Michael Finley, 1992-95
2. 433 Claude Gregory, 1978-81
3. 408 Danny Jones, 1987-90
- 408 Clarence Sherrod, 1969-71
5. 332 Sean Mason, 1995-99
6. 316 Dick Cable, 1952-55
7. 307 Paul Morrow, 1952-54
8. 301 James Johnson, 1967-69
9. 299 Leon Howard, 1971-73
10. 297 Joe Franklin, 1966-68

FREE THROW ATTEMPTS

1. 599 Danny Jones, 1987-90
2. 593 Michael Finley, 1992-95
3. 586 Claude Gregory, 1978-81
4. 522 Clarence Sherrod, 1969-71
5. 476 Joe Franklin, 1966-68
6. 449 Paul Morrow, 1952-54
7. 429 James Johnson, 1967-69
8. 423 Leon Howard, 1971-73
9. 422 Ab Nicholas, 1950-52
10. 418 Sean Mason, 1995-99

FREE THROW PERCENTAGE

(min. 175 attempts)

1. .870 Rick Olson (260-299), 1983-86
2. .856 Tim Locum (166-194), 1988-91
3. .817 Wes Matthews (273-334), 1978-80
4. .804 Mike Carlin (172-214), 1966-68
5. .801 Dick Miller (246-307), 1954-56
6. .794 Sean Mason (332-418), 1995-98
7. .782 C. Sherrod (408-522), 1969-71
8. .775 Tracy Webster (207-267), 1992-94
9. .773 Trent Jackson (238-308), 1986-89
10. .768 Michael Finley (456-593), 1992-95

REBOUNDS

1. 904 Claude Gregory, 1978-81
2. 858 Joe Franklin, 1966-68
3. 841 Joe Chnelich, 1977-80

4. 806 Kim Hughes, 1972-74
5. 718 Larry Petty, 1978-81
6. 680 Dale Koehler, 1973-76
7. 648 Michael Finley, 1992-95
8. 644 Sean Daugherty, 1995-98
9. 641 Tom Gwyn, 1961-63
10. 592 J.J. Weber, 1984-87

REBOUNDING AVERAGE

(min. 500 rebounds)

1. 11.9 Joe Franklin, 1966-68
2. 11.2 Kim Hughes, 1972-74
3. 10.4 Jack Brens, 1962-64
4. 8.9 Tom Gwyn, 1961-63
5. 8.7 Dale Koehler, 1973-76
6. 8.2 Claude Gregory, 1978-81
7. 7.8 Kerry Hughes, 1972-74
8. 7.7 Joe Chnelich, 1977-80
9. 7.6 Leon Howard, 1971-73
- 7.6 Ken Siebel, 1961-63

ASSISTS

1. 501 Tracy Webster, 1992-94
2. 388 Mike Heineman, 1984-87
3. 371 Michael Finley, 1992-95
4. 335 Tom Molaski, 1986-89
5. 290 Arnold Gaines, 1977-80
6. 261 Trent Jackson, 1986-89
7. 259 Rick Olson, 1983-86
8. 255 Scott Roth, 1982-85
- 255 Wes Matthews, 1978-80
10. 250 Willie Simms, 1988-91

BLOCKED SHOTS

1. 124 Rashard Griffith, 1994-95
2. 120 Brad Sellers, 1982-83
3. 102 Kurt Portmann, 1987-90
4. 95 J.J. Weber, 1984-87
5. 92 Louis Ely, 1991-93
6. 78 Michael Finley, 1992-95
7. 71 Sam Okey, 1996-98
8. 67 Claude Gregory, 1978-81
9. 63 Grant Johnson, 1991-94
10. 55 Larry Petty, 1978-81

STEALS

1. 183 Tracy Webster, 1992-94
2. 168 Michael Finley, 1992-95
3. 151 Trent Jackson, 1986-89
4. 133 Hennssy Auriantal, 1996-99
5. 131 Claude Gregory, 1978-81
6. 120 Mike Kelley, 1998-99
7. 113 Wes Matthews, 1978-80
8. 111 Ty Calderwood, 1997, '99
9. 110 Tom Molaski, 1986-89

Tony's Triples

Dick Bennett's son, Tony, is the NCAA's career three-point field goal percentage leader (.497).



SEASON RECORDS

GAMES PLAYED

1. 32 Ty Calderwood, 1999
- 32 Mike Kelley, 1999
- 32 Andy Kowske, 1999
- 32 Maurice Linton, 1999
- 32 Sean Mason, 1999
- 32 Mark Vershaw, 1999
- 32 Charlie Wills, 1999
- 32 Hennssy Auriantal, 1996
- 32 Sean Daugherty, 1996
- 32 Sam Okey, 1996

GAMES STARTED

1. 32 Andy Kowske, 1999
- 32 Sean Mason, 1999
- 32 Sam Okey, 1996
4. 31 Ty Calderwood, 1999
- 31 Sean Daugherty, 1996
- 31 Tracy Webster, 1992
- 31 Danny Jones, 1990
- 31 J.J. Weber, 1987
9. 30 4 players tied

MINUTES PLAYED

1. 1,099 Trent Jackson, 1989
2. 1,091 Patrick Tompkins, 1991
3. 1,077 Tracy Webster, 1992
4. 1,062 Danny Jones, 1989
5. 1,046 Michael Finley, 1994
6. 1,045 Cory Blackwell, 1983
7. 1,043 Danny Jones, 1990
8. 1,032 Trent Jackson, 1988
9. 1,030 Rick Olson, 1984
10. 1,024 Sam Okey, 1996



POINTS

1. 620 Michael Finley, 1993
2. 611 Danny Jones, 1989
3. 592 Michael Finley, 1994
4. 574 Trent Jackson, 1989
5. 571 Rick Olson, 1986
6. 570 Clarence Sherrod, 1971
7. 554 Michael Finley, 1995
8. 550 Claude Gregory, 1981
9. 549 Wes Matthews, 1980
10. 548 Danny Jones, 1990

SCORING AVERAGE

1. 23.8 Clarence Sherrod, 1971
2. 22.7 Joe Franklin, 1968
3. 22.4 Clarence Sherrod, 1970
4. 22.1 Michael Finley, 1993
5. 20.5 Michael Finley, 1995
6. 20.4 Michael Finley, 1994
- 20.4 Danny Jones, 1989
- 20.4 Rick Olson, 1986
- 20.4 Claude Gregory, 1981
10. 20.2 Dick Cable, 1955

Danny Jones is one of only two Badgers ever to score at least 600 points in one season.



Clarence Sherrod averaged a school-record 23.8 points per game during the 1970-71 campaign.

FIELD GOALS

1. 237 Rick Olson, 1986
2. 231 Danny Jones, 1989
3. 223 Michael Finley, 1993
4. 215 Danny Jones, 1990
- 215 Cory Blackwell, 1983
6. 211 Wes Matthews, 1980
- 211 Clarence Sherrod, 1971
8. 208 Michael Finley, 1994
9. 202 Joe Franklin, 1968
10. 201 Trent Jackson, 1989
- 201 Cory Blackwell, 1984

FIELD GOAL ATTEMPTS

1. 519 Clarence Sherrod, 1971
2. 505 Don Rehfeldt, 1960
3. 485 Rick Olson, 1986
4. 478 Michael Finley, 1993
5. 470 Michael Finley, 1995
6. 468 Bob Litzow, 1957
7. 465 Cory Blackwell, 1983
8. 449 Danny Jones, 1989
9. 446 Michael Finley, 1994
10. 439 Cory Blackwell, 1984

FIELD GOAL PERCENTAGE

(min. 100 attempts)

1. .636 Patrick Tompkins (164-258), 1991
2. .611 Louis Ely (80-131), 1993
3. .592 Jeff Petersen (93-157), 1994
4. .574 Andy Kowske (85-148), 1999
5. .573 Willie Simms (153-267), 1991
6. .570 Danny Jones (176-309), 1988
- .570 Al Rudd (81-142), 1976
8. .566 Rashard Griffith (167-295), 1995
9. .562 J.J. Weber (182-324), 1987
10. .558 Kurt Portmann (63-113), 1989
- .558 Danny Jones (101-181), 1987

3-POINT FIELD GOALS

1. 78 Sean Mason, 1999
2. 75 Tracy Webster, 1992
3. 74 Trent Jackson, 1988
4. 73 Trent Jackson, 1989
5. 67 Tim Locum, 1990
6. 66 Michael Finley, 1994
7. 65 Tim Locum, 1991
8. 63 Michael Finley, 1993
9. 59 Shelton Smith, 1987
10. 58 Michael Finley, 1995



3-POINT FIELD GOAL ATTEMPTS

1. 208 Sean Mason, 1999
2. 204 Michael Finley, 1995
3. 182 Michael Finley, 1994
4. 173 Michael Finley, 1993
5. 165 Ty Calderwood, 1999
6. 164 Trent Jackson, 1988
7. 163 Trent Jackson, 1989
8. 161 Sean Mason, 1998
9. 153 Tracy Webster, 1992
10. 143 Tim Locum, 1990

3-POINT FIELD GOAL PERCENTAGE

(min. 60 attempts)

1. .490 Tracy Webster (75-153), 1992
2. .486 Tim Locum (54-111), 1989
3. .485 Tim Locum (65-134), 1991
4. .475 Mike Heineman (29-61), 1987
5. .469 Tim Locum (67-143), 1990
6. .458 Andy Kilbride (49-107), 1993
- .458 Brian Good (38-83), 1992
8. .451 Trent Jackson (74-164), 1988
9. .448 Trent Jackson (73-163), 1989
10. .441 Tim Locum (41-93), 1988

FREE THROWS

1. 168 Clarence Sherrod, 1970
2. 152 Claude Gregory, 1981
3. 149 Danny Jones, 1989
4. 148 Clarence Sherrod, 1970
5. 145 Dick Miller, 1956
6. 140 Michael Finley, 1995
- 140 Joe Franklin, 1968
- 140 Claude Gregory, 1980
9. 137 Sean Mason, 1999
10. 134 James Johnson, 1969

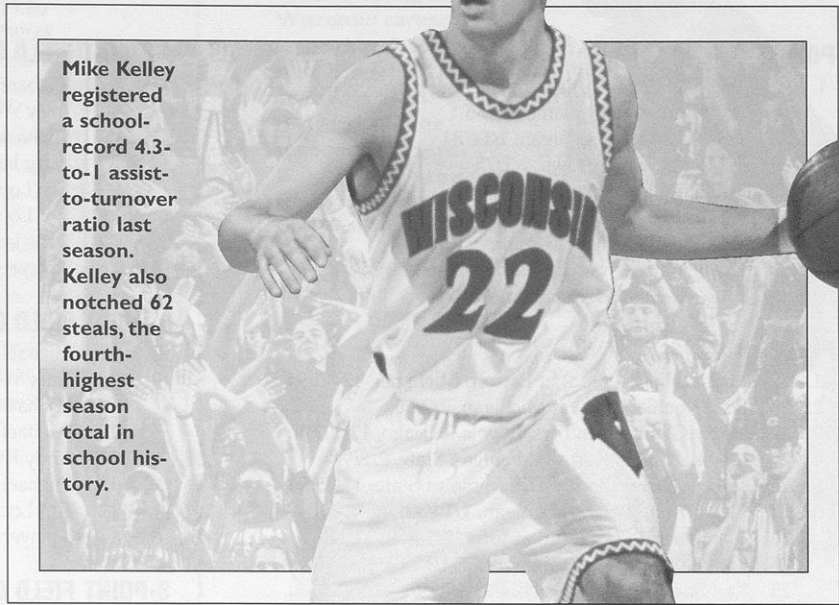
FREE THROW ATTEMPTS

1. 210 Joe Franklin, 1968
2. 202 Clarence Sherrod, 1970
- 202 Claude Gregory, 1981
4. 200 Clarence Sherrod, 1971
5. 199 Danny Jones, 1989
6. 192 James Johnson, 1969
7. 189 Claude Gregory, 1980
8. 188 Danny Jones, 1990
9. 181 Cory Blackwell, 1984
- 181 Dick Cable, 1956
- 181 Michael Finley, 1995

FREE THROW PERCENTAGE

(min. 50 made)

1. .905 Brian Good (57-63), 1990
2. .894 Rick Olson (59-66), 1984
3. .890 Rick Olson (72-82), 1985
4. .888 Wes Matthews (127-143), 1980
5. .882 Rick Olson (97-110), 1986
6. .864 Tim Locum (51-59), 1991
7. .841 Chuck Nagle (53-63), 1969
8. .832 Clarence Sherrod (168-202), 1970
9. .830 Trent Jackson (88-106), 1988
10. .828 Brad Sellers (82-99), 1983



Mike Kelley registered a school-record 4.3-to-1 assist-to-turnover ratio last season. Kelley also notched 62 steals, the fourth-highest season total in school history.

REBOUNDS

1. 344 Jim Clinton, 1951
2. 334 Joe Franklin, 1968
3. 306 Jack Brens, 1963
4. 301 Kim Hughes, 1973
5. 290 Paul Morrow, 1952
6. 289 Joe Franklin, 1967
7. 281 Rashard Griffith, 1995
8. 270 James Gregory, 1977
9. 267 Tom Gwyn, 1963
10. 266 Kim Hughes, 1974

REBOUNDING AVERAGE

1. 15.6 Jim Clinton, 1951
2. 13.9 Joe Franklin, 1968
3. 13.2 Paul Morrow, 1952
4. 12.8 Jack Brens, 1963
5. 12.5 Kim Hughes, 1973
6. 12.0 Joe Franklin, 1967
7. 11.3 Ab Nicholas, 1951
8. 11.1 Tom Gwyn, 1963
- 11.1 Kim Hughes, 1974
10. 11.0 Al Henry, 1970

ASSISTS

1. 179 Tracy Webster, 1993
2. 171 Tracy Webster, 1994
3. 151 Tracy Webster, 1992
4. 137 Mike Heineman, 1987
5. 118 Wes Matthews, 1980
6. 111 Mike Heineman, 1985
7. 108 Tom Molaski, 1989
- 108 Michael Finley, 1995
9. 106 Wes Matthews, 1979
10. 104 Ty Calderwood, 1999
- 104 Tom Molaski, 1988

ASSIST-TO-TURNOVER RATIO

(min. 50 assists and at least 2-to-1 ratio)

1. 4.30 Mike Kelley, 1999
2. 2.38 Tracy Webster, 1994
3. 2.36 Mike Heineman, 1985
4. 2.33 Mike Heineman, 1986
5. 2.24 Tracy Webster, 1993
6. 2.07 Tim Locum, 1989
7. 2.06 Tom Molaski, 1987
8. 2.01 Mike Heineman, 1987
9. 2.00 Tom Molaski, 1989

BLOCKED SHOTS

1. 68 Brad Sellers, 1983
2. 66 Rashard Griffith, 1994
3. 58 Rashard Griffith, 1995
4. 52 Brad Sellers, 1982
5. 45 J.J. Weber, 1987
6. 42 Sam Okey, 1996
7. 41 Louis Ely, 1992
8. 34 Paul Grant, 1997
- 34 Kurt Portmann, 1989
10. 31 Louis Ely, 1993

STEALS

1. 69 Tracy Webster, 1994
2. 66 Tracy Webster, 1993
3. 63 Ty Calderwood, 1997
4. 62 Mike Kelley, 1999
5. 59 Trent Jackson, 1988
6. 58 Mike Kelley, 1998
7. 53 Wes Matthews, 1979
8. 52 Michael Finley, 1995
9. 50 Trent Jackson, 1989
10. 49 Michael Finley, 1993



GAME RECORDS

POINTS

- 42 Michael Finley at Eastern Michigan, 12/10/94
- 42 Ken Barnes vs. Indiana, 3/8/65
- 39 Rick Olson vs. Michigan, 1/14/84
- 38 Dale Koehler vs. Iowa, 2/1/75
- 38 Joe Franklin vs. Michigan State, 1/16/68
- 37 Chuck Nagle vs. Michigan, 3/4/67
- 36 Michael Finley vs. Missouri, 3/19/94
- 36 Tracy Webster vs. SE Missouri State, 11/25/91
- 36 Dale Koehler vs. Michigan, 2/2/76

POINTS IN A HALF

- 33 Michael Finley (2nd) at Eastern Michigan, 12/10/94
- 28 Dale Koehler (2nd) at Michigan, 2/2/76
- 27 Marty Gharrity (2nd) vs. Loyola Chicago, 12/12/59
- 25 Michael Finley (1st) vs. Michigan State, 2/2/94
- 24 Tracy Webster (2nd) vs. SE Missouri State, 11/25/91
- 23 Rick Olson (1st) vs. Michigan, 1/14/83
- 23 Clarence Sherrod (2nd) at Iowa, 2/10/70
- 23 Joe Franklin (2nd) vs. Illinois, 3/11/67
- 23 Ken Barnes (1st) vs. Indiana, 3/8/65
- 22 Michael Finley (2nd) vs. UW-Green Bay, 12/5/92

FIELD GOALS

- 17 Michael Finley at Eastern Michigan, 12/10/94
- 17 Rick Olson vs. San Francisco State, 12/2/85
- 16 Bob Litzow vs. Indiana, 2/10/58
- 15 Rick Olson at Michigan State, 1/30/86
- 15 Rick Olson vs. Purdue, 1/19/85
- 15 Dale Koehler at Michigan, 2/2/76
- 15 Dale Koehler vs. Iowa, 2/1/75
- 15 Clarence Sherrod vs. Eastern Illinois, 12/1/70
- 15 Chuck Nagle vs. Purdue, 3/2/68
- 15 Joe Franklin vs. Michigan State, 1/16/68
- 15 Joe Franklin vs. Michigan, 1/6/68
- 15 Ken Barnes vs. Indiana, 3/8/65

FIELD GOAL ATTEMPTS

- 37 Don Rehfeldt vs. Iowa, 2/28/49
- 32 Bob Litzow vs. Indiana, 2/10/58
- 32 Don Rehfeldt vs. Iowa, 2/18/50
- 31 Michael Finley at Eastern Michigan, 12/10/94
- 31 Don Rehfeldt at UCLA, 12/23/48
- 30 Bob Litzow at Ohio State, 1/14/56
- 28 Michael Finley at Michigan State, 1/23/93
- 28 Jack Brens vs. Indiana, 2/25/63
- 27 5 players tied

FIELD GOAL PERCENTAGE (MIN. 10 ATTEMPTS)

- .923 Al Henry (12-13) vs. Minnesota, 1/13/70
- .909 Larry Hisle (10-11) vs. Texas-Arlington, 12/22/90
- .909 Scott Roth (10-11) at New Mexico, 12/29/84
- .900 Carlton McGee (9-10) vs. Michigan, 2/26/92
- .900 Willie Simms (9-10) vs. Iowa, 1/11/90
- .900 Patrick Tompkins (9-10) at Oregon, 11/24/90
- .900 Trent Jackson (9-10) vs. Northwestern, 1/30/88
- .900 Larry Petty (9-10) vs. Illinois, 1/18/79
- .875 Leon Howard (14-16) vs. Michigan State, 1/20/73
- .846 Wes Matthews (11-13) vs. Michigan State, 12/23/79
- .846 Walter Holt (11-13) vs. Rice, 12/16/57

3-POINT FIELD GOALS

- 7 Michael Finley at Eastern Michigan, 12/10/94
- 7 Tracy Webster vs. Missouri, 3/19/94
- 7 Michael Finley at Michigan, 1/29/94
- 7 Larry Hisle vs. Texas-Arlington, 12/22/90
- 7 Tim Locum vs. Rollins, 12/15/89
- 7 Tim Locum vs. Butler, 12/5/87
- 7 Trent Jackson at Ohio State, 1/17/87
- 6 8 players tied

3-POINT FIELD GOAL ATTEMPTS

- 16 Michael Finley at Eastern Michigan, 12/10/94
- 13 Tracy Webster vs. Missouri, 3/19/94
- 13 Michael Finley at Minnesota, 2/18/93
- 12 Michael Finley vs. Valparaiso, 12/6/94
- 12 Andy Kilbride at Minnesota, 2/28/95
- 12 Michael Finley at Michigan, 1/29/94
- 12 Tim Locum vs. Butler, 12/5/87
- 11 8 players tied

3-POINT FIELD GOAL PERCENTAGE (MIN. 6 ATTEMPTS)

- 1.000 Larry Hisle (7-7) vs. Texas-Arlington, 12/22/90
- .833 Tracy Webster (5-6) vs. Illinois, 2/20/92
- .833 Tim Locum (5-6) vs. Iowa, 1/25/88
- .833 Tim Locum (5-6) vs. Iowa, 1/17/91
- .833 Shelton Smith (5-6) vs. Northern Illinois, 12/11/86
- .778 Tim Locum (7-9) vs. Rollins, 12/15/89
- .750 Sean Mason (6-8) at Michigan, 2/28/98
- .750 Tim Locum (6-8) vs. Western Kentucky, 11/25/89
- .750 Trent Jackson (6-8) vs. Oregon, 11/26/88
- .714 5 players tied with .714 (5-7)

FREE THROWS

- 17 Dale Koehler vs. Loyola Chicago, 12/6/75
- 15 Paul Grant vs. Iowa, 2/26/97
- 15 Michael Finley vs. Michigan, 2/11/95
- 15 Bill Pearson at Northwestern, 2/18/78
- 15 Paul Morrow at Michigan, 2/21/53
- 14 Sean Mason vs. Pepperdine, 12/12/98
- 14 Ty Calderwood at St. Bonaventure, 12/14/96
- 14 Rick Olson vs. Purdue, 2/13/86
- 14 Clarence Sherrod vs. Tulane, 12/19/70
- 13 6 players tied

FREE THROW ATTEMPTS

- 24 Paul Morrow at Michigan, 2/21/53
- 23 Dale Koehler vs. Loyola Chicago, 12/6/75
- 19 Willie Simms vs. Minnesota, 1/7/91
- 19 Joe Franklin vs. Michigan, 1/10/67
- 18 Ty Calderwood at St. Bonaventure, 12/14/96
- 18 Joe Franklin at Northwestern, 3/9/68
- 17 Sam Okey vs. UW-Milwaukee, 12/10/96
- 17 Michael Finley vs. Michigan, 2/11/95
- 17 Danny Jones vs. Michigan, 2/3/90
- 17 Leon Howard vs. Illinois, 2/10/73
- 17 Ron Jackson vs. Iowa, 1/6/62
- 17 Ken Siebel at Indiana, 2/12/62
- 17 Jack Brens at Indiana, 2/12/62



FREE THROW PERCENTAGE (MIN. 10 ATTEMPTS)

- 1. 1.000 Paul Grant (15-15) vs. Iowa, 2/26/97
- 1.000 Rick Olson (14-14) vs. Purdue, 2/13/86
- 1.000 Sean Mason (13-13) at Ohio State, 1/3/98
- 1.000 Sean Mason (12-12) at Penn State, 2/14/98
- 1.000 Tim Locum (12-12) vs. Marquette, 2/19/90
- 1.000 Rod Ripley (12-12) vs. Marquette, 11/30/85
- 1.000 Scott Roth (12-12) vs. Washington State, 12/1/84
- 1.000 Clarence Sherrod (12-12) vs. Ohio State, 2/24/70
- 1.000 Dick Miller (12-12) at Illinois, 1/9/56
- 1.000 Claude Gregory (11-11) vs. Northwestern, 1/11/79
- 1.000 Wes Matthews (11-11) vs. Cleveland State, 12/22/79
- 1.000 Clarence Sherrod (11-11) at Minnesota, 3/6/71
- 1.000 Leon Howard (11-11) at Iowa, 2/27/71
- 1.000 Clarence Sherrod (11-11) vs. Illinois, 2/23/71
- 1.000 Dick Miller (11-11) vs. Minnesota, 2/21/55
- 1.000 Tracy Webster (10-10) vs. Northwestern, 2/3/93
- 1.000 Michael Finley (10-10) vs. Michigan, 2/26/92
- 1.000 Michael Finley (10-10) vs. Purdue, 2/2/92
- 1.000 Tim Locum (10-10) vs. Ohio State, 3/4/89
- 1.000 Trent Jackson (10-10) vs. Northern Illinois, 12/1/87
- 1.000 Ron Weisner (10-10) at LSU, 12/19/53

REBOUNDS

- 1. 30 Paul Morrow vs. Purdue, 1/3/53
- 2. 27 Joe Franklin vs. Purdue, 3/2/68
- 3. 26 Mark Zubor vs. Gonzaga, 12/17/63
- 4. 25 Joe Chernelich vs. St. Mary's, 12/2/76
- 5. 23 Joe Franklin at Illinois, 12/19/66
- 23 Ken Barnes vs. Indiana, 3/8/65
- 23 Jack Brens vs. St. John's, 1/26/63
- 23 Curt Mueller vs. Northwestern, 3/3/56
- 9. 22 Kerry Hughes vs. Iowa, 2/9/74
- 22 Jack Brens vs. Illinois, 2/11/63

ASSISTS

- 1. 13 Tracy Webster vs. Michigan, 2/26/92
- 13 Wes Matthews vs. Army, 12/30/79
- 3. 12 Tracy Webster vs. Coastal Carolina, 12/7/92
- 4. 11 Mike Heineman vs. Northwestern, 3/9/85
- 11 Wes Matthews at Northwestern, 2/24/79
- 11 Joe Chernelich vs. Canisius, 12/3/77
- 11 Jim Smith at Northwestern, 2/19/77
- 11 Dick Cable vs. California, 12/26/52
- 9. 10 by several players


BLOCKED SHOTS

- 1. 9 Brad Sellers vs. Toledo, 11/29/82
- 2. 8 Kim Hughes vs. Rollins, 12/1/73
- 3. 7 Brad Sellers vs. Minnesota, 1/21/82
- 7 Brad Sellers vs. Ball State, 12/8/82
- 5. 6 Rashard Griffith at Northwestern, 2/15/95
- 6 Rashard Griffith vs. Illinois, 2/4/95
- 6 Rashard Griffith at Texas Tech, 12/11/93
- 6 Louis Ely at Illinois, 1/22/92
- 6 Kim Hughes vs. Illinois, 1/19/74
- 10. 5 6 players tied

STEALS

- 1. 10 Michael Finley vs. Purdue, 2/13/93
- 2. 9 Mike Heineman vs. Morgan State, 11/25/84
- 3. 8 Mike Kelley at Illinois State, 12/5/98
- 4. 6 7 players tied

Claude Gregory recorded 32 double-doubles during his Wisconsin career. He is the third-leading scorer in school history and ranks as the Badgers' all-time rebounding leader. Gregory was a second-round draft choice of the Washington Bullets in 1981.



Records By Class

POINTS BY A FRESHMAN

Game 30 by Michael Finley vs. Michigan, 2/26/92
 Season 429 by James Gregory, 1977

POINTS BY A SOPHOMORE

Game 39 by Rick Olson vs. Michigan, 1/14/84
 Season 620 by Michael Finley, 1993

POINTS BY A JUNIOR

Game 42 by Ken Barnes vs. Indiana, 3/8/65
 Season 611 by Danny Jones, 1989

POINTS BY A SENIOR

Game 42 by Michael Finley at E. Michigan, 12/10/94
 Season 574 by Trent Jackson, 1989

REBOUNDS BY A FRESHMAN

Game 25 by Joe Chernelich vs. St. Mary's (CA), 12/2/76
 Season 270 by James Gregory, 1977

REBOUNDS BY A SOPHOMORE

Game 26 by Mark Zubor vs. Gonzaga, 12/17/63
 Season 344 by Jim Clinton, 1951

REBOUNDS BY A JUNIOR

Game 30 by Paul Morrow vs. Purdue, 1/3/53
 Season 301 by Kim Hughes, 1973


REBOUNDS BY A SENIOR

Game 27 by Joe Franklin vs. Purdue, 3/2/68
 Season 334 by Joe Franklin, 1968



30-POINT GAMES

Pts.	Player	Opponent	Date
42	Michael Finley	at Eastern Michigan	12/10/94
42	Ken Barnes	Indiana	3/8/65
39	Rick Olson	Michigan	1/14/84
38	Dale Koehler	Iowa	2/1/75
38	Joe Franklin	Michigan State	1/16/68
37	Chuck Nagle	Michigan	3/4/67
36	Michael Finley	Missouri	3/19/94
36	Tracy Webster	SE Missouri State	11/25/91
36	Dale Koehler	at Michigan	2/2/76
35	Rick Olson	San Francisco State	12/2/85
35	Claude Gregory	Kentucky State	12/5/80
35	Clarence Sherrod	at Iowa	2/10/70
35	Jack Brens	Indiana	2/25/63
35	Don Rehfeldt	at Northwestern	2/11/50
34	Michael Finley	Ohio State	1/20/93
34	Cory Blackwell	at Minnesota	2/19/83
34	Cory Blackwell	Ohio State	2/9/83
34	Joe Franklin	Michigan	1/6/68
34	Bob Litzow	Indiana	2/10/58
34	Don Rehfeldt	Iowa	2/28/49
33	Michael Finley	Purdue	2/13/93
33	Tracy Webster	Illinois	2/20/92
33	Trent Jackson	at Butler	12/10/88
33	Scott Roth	Oklahoma State	12/29/83
33	Claude Gregory	at Iowa	2/28/81
33	Dale Koehler	Loyola Chicago	12/6/75
33	Ron Jackson	Dayton	12/28/61
33	Dick Miller	at Michigan State	2/27/56
32	Michael Finley	Michigan State	2/2/94
32	Michael Finley	UW-Green Bay	12/5/92
32	Danny Jones	Ohio State	3/4/89
32	Rick Olson	at Minnesota	2/22/86
32	Rick Olson	at Michigan State	1/30/86
32	Rick Olson	Ohio State	2/9/85
32	Claude Gregory	Iowa	1/15/81
32	Leon Howard	at Ohio State	2/5/72
32	Clarence Sherrod	Eastern Illinois	12/1/70
32	Joe Franklin	Arizona	12/30/66
32	Dick Miller	at Ohio State	1/14/56
31	Willie Simms	Bowling Green	3/13/91
31	Danny Jones	at Michigan	2/25/89
31	Rick Olson	Illinois	2/15/86
31	Rick Olson	Purdue	1/19/85
31	Scott Roth	Illinois	1/17/85
31	Scott Roth	at Northern Illinois	12/22/84
31	Cory Blackwell	at Purdue	3/12/83
31	Larry Petty	Minnesota	3/7/81
31	Claude Gregory	Nebraska	12/27/79
31	Wes Matthews	at Michigan	2/22/79
31	Bruce McCauley	at Northwestern	1/4/75
31	Clarence Sherrod	Michigan	1/9/71
31	Albert Henry	Minnesota	1/13/70
31	Joe Franklin	Purdue	3/2/68
31	James Johnson	Northwestern	2/21/67
31	Jack Brens	Utah	12/28/62
31	Ken Siebel	Utah	12/28/62
31	Dick Miller	Minnesota	2/21/55
31	Dick Cable	Tulane	12/20/54
31	Dick Cable	at Notre Dame	12/4/54
31	John Kotz	Iowa	3/7/42



Trent Jackson

MOST 30-POINT GAMES IN A CAREER

1. Michael Finley, 1992-959
2. Rick Olson, 1983-868
3. Clarence Sherrod, 1969-717
4. Joe Franklin, 1966-687
5. Claude Gregory, 1978-814

MOST 30-POINT GAMES IN A SEASON

1. Rick Olson, 19865
2. Michael Finley, 19934
3. Clarence Sherrod, 19704
4. Joe Franklin, 19684
5. Michael Finley, 19943
- Cory Blackwell, 19833
- Claude Gregory, 19813
- Clarence Sherrod, 19713

CAREER GAMES IN DOUBLE FIGURES

1. Michael Finley, 1992-95102
2. Danny Jones, 1987-9091
3. Rick Olson, 1983-8680
4. Claude Gregory, 1978-8180
5. Trent Jackson, 1986-8978

CONSECUTIVE GAMES IN DOUBLE FIGURES

1. Clarence Sherrod, 1970-7140
2. Cory Blackwell, 1983-8436
3. Danny Jones, 1989-9033
4. Dale Koehler, 1975-7628
5. Trent Jackson, 1987-8827

30	Sean Mason	at Penn State	2/14/98
30	Sam Okey	UW-Milwaukee	12/10/96
30	Michael Finley	at Michigan	1/29/94
30	Michael Finley	at Illinois	1/27/93
30	Michael Finley	Michigan	2/26/92
30	Tim Locum	Western Kentucky	11/25/89
30	Trent Jackson	Minnesota	2/28/88
30	J.J. Weber	Northwestern	3/1/87
30	Rick Olson	Purdue	2/13/86
30	Wes Matthews	at Purdue	2/16/80
30	Clarence Sherrod	Tulane	12/19/70
30	Clarence Sherrod	Ohio State	2/24/70
30	Clarence Sherrod	Michigan State	2/7/70
30	Clarence Sherrod	Ohio University	1/31/70
30	Joe Franklin	at Northwestern	3/9/68
30	Chuck Nagle	Purdue	3/2/68
30	Joe Franklin	Illinois	3/11/67
30	Joe Franklin	Nebraska	12/1/65
30	Mark Zubor	Illinois	12/15/64
30	Jim Biggs	Northwestern	2/28/59
30	Paul Morrow	Indiana	2/16/53

NOTE: The only players to have back-to-back 30-point games are Michael Finley, 30 at Michigan and 32 vs. Michigan State in 1994; Rick Olson, 30 vs. Purdue and 31 vs. Illinois in 1986; and Clarence Sherrod, 30 vs. Michigan State and 35 vs. Iowa in 1970.



DOUBLE-DOUBLES

POINTS & REBOUNDS (CAREER)

Player	Years	No.
Joe Franklin	1966-68	47
Kim Hughes	1972-74	39
Claude Gregory	1978-81	32
Dale Koehler	1973-76	31
Jack Brens	1962-64	27
Rashard Griffith	1994-95	24
Paul Morrow	1952-54	23
Joe Chnelich	1977-80	22
Brad Sellers	1982-83	20
Kerry Hughes	1972-74	20

POINTS & REBOUNDS (SEASON)

Player	Year	No.
Joe Franklin	1967-68	21
Kim Hughes	1972-73	16
Joe Franklin	1966-67	16
Jack Brens	1962-63	16
Rashard Griffith	1994-95	15
Dale Koehler	1975-76	15
James Gregory	1976-77	14
Kim Hughes	1973-74	13

PLAYERS WHO AVERAGED A POINTS-REBOUNDS DOUBLE-DOUBLE FOR AN ENTIRE SEASON


Player	Year	Pts.	Reb.
Rashard Griffith	1994-95	17.2	10.8
James Gregory	1976-77	15.9	10.0
Dale Koehler	1975-76	19.4	10.1
Dale Koehler	1974-75	18.2	10.1
Kim Hughes	1973-74	15.3	11.1
Kim Hughes	1972-73	13.8	12.5
Glen Richgels	1970-71	12.1	10.6
Al Henry	1969-70	15.0	11.0
Joe Franklin	1967-68	22.7	13.9
Joe Franklin	1966-67	16.1	12.0
Jack Brens	1962-63	17.8	12.8
Tom Gwyn	1962-63	10.9	11.1
Paul Morrow	1951-52	12.5	13.2
Jim Clinton	1950-51	12.2	15.6
Ab Nicholas	1950-51	16.6	11.3

POINTS & ASSISTS (ALL)

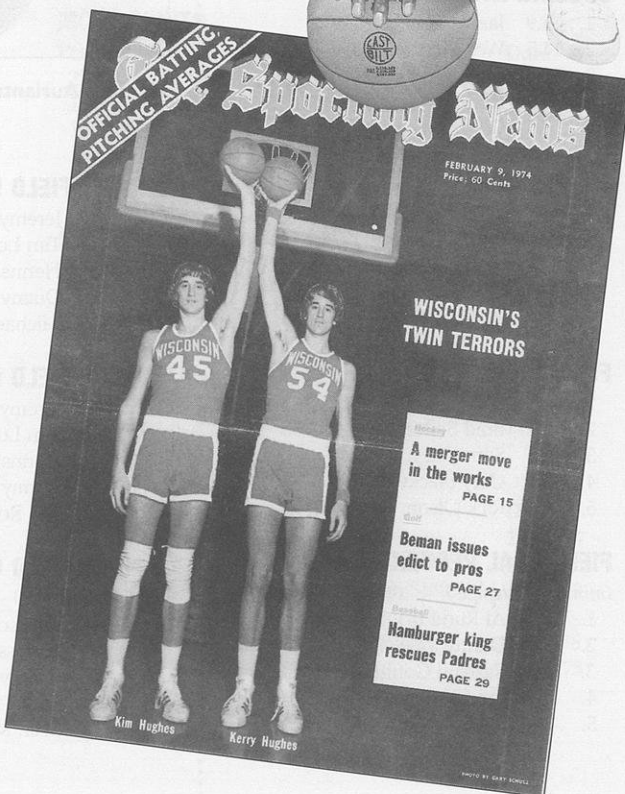
Tracy Webster at Loyola-Marymount (12-10)	Dec. 4, 1993
Tracy Webster vs. UW-Milwaukee (17-10)	Nov. 27, 1993
Tracy Webster vs. Northwestern (27-10)	Feb. 3, 1993
Tracy Webster vs. Detroit Mercy (22-10)	Dec. 23, 1992
Tracy Webster vs. Michigan (10-13)	Feb. 26, 1992
Tracy Webster vs. Illinois (33-10)	Feb. 20, 1992
Tracy Webster vs. Coastal Carolina (20-12)	Dec. 7, 1991
Willie Simms vs. Ohio State (14-10)	Feb. 14, 1991
Wes Matthews vs. Army (18-13)	Dec. 30, 1979
Dan Hastings vs. Michigan State (14-10)	March 3, 1979
Wes Matthews at Northwestern (23-11)	Feb. 24, 1979
James Smith at Northwestern (10-11)	Feb. 19, 1977

POINTS & STEALS (ALL)

Michael Finley vs. Purdue (33-10)	Feb. 13, 1993
-----------------------------------	---------------



Rashard Griffith (above) was the last Badger to average a double-double for an entire season. Joe Franklin (right) registered a school-record 47 double-doubles in just three seasons of action. The Hughes twins (below) were key figures for Coach John Powless' Wisconsin squads during the early 1970s.



FRESHMEN RECORDS

GAMES PLAYED

1. 32 Charlie Wills, 1999
- 32 Hennssy Auriantal, 1996
- 32 Sam Okey, 1996
4. 31 6 players tied

GAMES STARTED

1. 32 Sam Okey, 1996
2. 29 Mike Kelley, 1998
3. 28 Michael Finley, 1992
- 28 Rick Olson, 1983
5. 27 Brad Sellers, 1982
- 27 James Gregory, 1977
- 27 Arnold Gaines, 1977

MINUTES PLAYED

1. 1,024 Sam Okey, 1996
2. 979 Rick Olson, 1983
3. 964 Brad Sellers, 1982
4. 920 Michael Finley, 1992
5. 904 Hennssy Auriantal, 1996

POINTS

1. 429 James Gregory, 1977
2. 423 Sam Okey, 1996
3. 381 Michael Finley, 1992
4. 378 Brad Sellers, 1982
5. 365 Cory Blackwell, 1982

SCORING AVERAGE

1. 15.9 James Gregory, 1977
2. 14.5 Wes Matthews, 1978
3. 14.0 Brad Sellers, 1982
4. 13.9 Rashard Griffith, 1994
5. 13.5 Cory Blackwell, 1982

FIELD GOALS

1. 167 Brad Sellers, 1982
2. 166 James Gregory, 1977
3. 151 Sam Okey, 1996
4. 147 Cory Blackwell, 1982
5. 130 Michael Finley, 1992

FIELD GOAL ATTEMPTS

1. 403 James Gregory, 1977
2. 351 Brad Sellers, 1982
3. 343 Sam Okey, 1996
4. 330 Cory Blackwell, 1982
5. 326 Rick Olson, 1983

FIELD GOAL PERCENTAGE

(min. 100 attempts)

1. .570 Al Rudd (81-142), 1976
2. .558 Danny Jones (101-181), 1987
3. .538 Rashard Griffith (127-236), 1994
4. .537 Joe Chrnlich (122-227), 1977
5. .496 Andy Kowske (58-117), 1998



Hennssy Auriantal

3-POINT FIELD GOALS

1. 49 Jeremy Hall, 1996
2. 41 Tim Locum, 1988
3. 35 Hennssy Auriantal, 1996
4. 28 Duany Duany, 1997
5. 26 Michael Finley, 1992

3-POINT FIELD GOAL ATTEMPTS

1. 132 Jeremy Hall, 1996
2. 93 Tim Locum, 1988
3. 88 Hennssy Auriantal, 1996
4. 86 Duany Duany, 1997
5. 81 Jalil Roberts, 1994

3-POINT FIELD GOAL PERCENTAGE

(min. 60 attempts)

1. .441 Tim Locum (41-93), 1988
2. .398 Hennssy Auriantal (35-88), 1996
3. .371 Jeremy Hall (49-132), 1996
4. .361 Michael Finley (26-72), 1992
5. .339 Sean Mason (21-62), 1995

FREE THROWS

1. 100 Sam Okey, 1996
2. 97 James Gregory, 1977
3. 95 Michael Finley, 1992
4. 94 Rashard Griffith, 1994
5. 77 Joe Chrnlich, 1977

FREE THROW ATTEMPTS

1. 162 Rashard Griffith, 1994
2. 142 Sam Okey, 1996
3. 139 James Gregory, 1977
4. 128 Michael Finley, 1992
5. 113 Joe Chrnlich, 1977

FREE THROW PERCENTAGE

(min. 50 made)

1. .742 Michael Finley (95-128), 1992
2. .707 Claude Gregory (70-99), 1978
3. .704 Sam Okey (100-142), 1996
4. .698 James Gregory (97-139), 1977
5. .689 Cory Blackwell (71-103), 1982

REBOUNDS

1. 270 James Gregory, 1977
2. 254 Brad Sellers, 1982
3. 238 Joe Chrnlich, 1977
4. 218 Sam Okey, 1996
5. 212 Rashard Griffith, 1994

REBOUNDING AVERAGE

1. 10.0 James Gregory, 1977
2. 9.4 Brad Sellers, 1982
3. 8.8 Joe Chrnlich, 1977
4. 8.5 Rashard Griffith, 1994
5. 6.8 Sam Okey, 1996

ASSISTS

1. 100 Sam Okey, 1996
2. 93 Carl Golston, 1982
- 93 Arnold Gaines, 1977
4. 85 Michael Finley, 1992
5. 83 Rick Olson, 1983

BLOCKED SHOTS

1. 66 Rashard Griffith, 1994
2. 52 Brad Sellers, 1982
3. 42 Sam Okey, 1996
4. 24 Michael Finley, 1992
5. 21 Claude Gregory, 1978

STEALS

1. 58 Mike Kelley, 1998
2. 43 Hennssy Auriantal, 1996
3. 35 Sam Okey, 1996
4. 30 Rick Olson, 1983
5. 28 Cory Blackwell, 1982

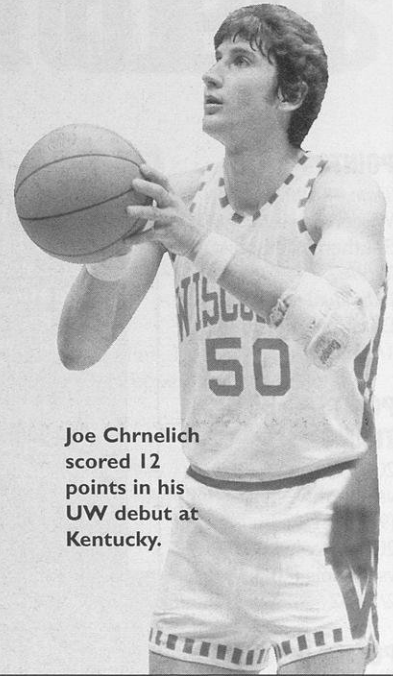


Freshmen Starters in Season Openers

(From 1972-73 through 1998-99; total of 18 starters)

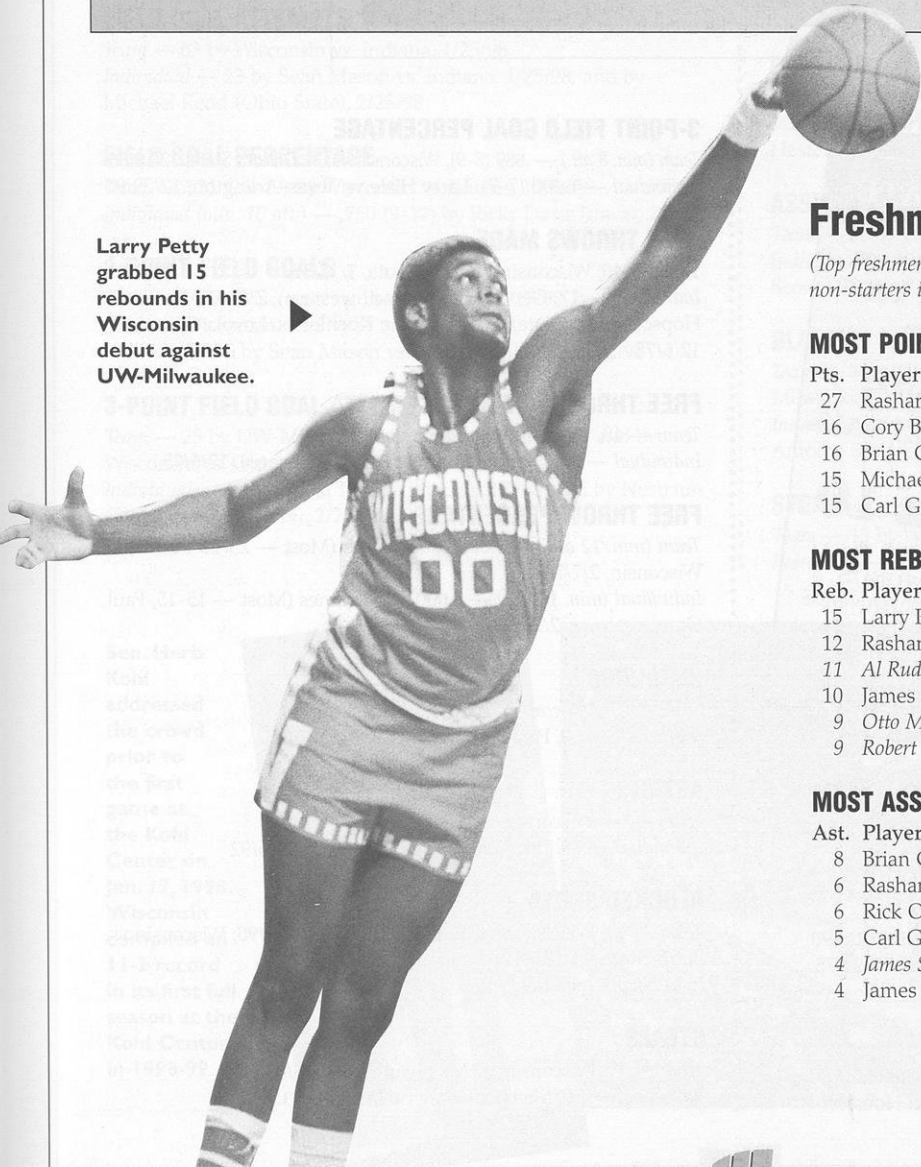
Date	Player	Opponent	Min.	Pts.	Reb.	Asst.
Nov. 14, 1997	Mike Kelley	Marquette	31	1	6	3
Nov. 20, 1995	Sam Okey	*Villanova	36	12	6	3
Nov. 27, 1993	Rashard Griffith	Wright State	32	27	12	6
Nov. 23, 1991	Michael Finley	Loyola (Ill.)	21	15	0	3
Nov. 24, 1990	Carlton McGee	at Oregon	15	2	1	3
Nov. 28, 1986	Kurt Portmann	Nebraska-Omaha	NA	5	2	2
Nov. 22, 1985	Darin Schubring	at South Carolina	19	0	4	1
Nov. 27, 1982	Rick Olson	Washington State	39	14	1	6
Dec. 4, 1981	Brad Sellers	Illinois-Chicago	31	10	7	1
	Cory Blackwell		37	16	4	3
	Carl Golston		40	15	3	5
Dec. 1, 1977	Wes Matthews	UW-Milwaukee	25	6	6	1
	Larry Petty		28	6	15	0
Nov. 27, 1976	James Gregory	at Kentucky	28	7	10	0
	Joe Chrnlich		21	12	5	1
	Arnold Gaines		36	7	3	2
Nov. 29, 1975	James Smith III	DePauw	17	8	0	4
Nov. 30, 1974	Brian Colbert	Ohio University	40	16	3	8

*Maui Invitational



Joe Chrnlich scored 12 points in his UW debut at Kentucky.

Larry Petty grabbed 15 rebounds in his Wisconsin debut against UW-Milwaukee.



Freshmen Debuts

(Top freshmen performances in the first game of the season; non-starters in italics)

MOST POINTS

Pts.	Player	Opponent	Date
27	Rashard Griffith	Wright State	11/27/93
16	Cory Blackwell	Illinois-Chicago	12/4/81
16	Brian Colbert	Ohio University	11/30/74
15	Michael Finley	Loyola (Ill.)	11/23/91
15	Carl Golston	Illinois-Chicago	12/4/81

MOST REBOUNDS

Reb.	Player	Opponent	Date
15	Larry Petty	UW-Milwaukee	12/1/77
12	Rashard Griffith	Wright State	11/27/93
11	<i>Al Rudd</i>	<i>DePauw</i>	11/29/75
10	James Gregory	at Kentucky	11/27/76
9	<i>Otto McDuffie</i>	<i>at Loyola (Ill.)</i>	12/1/92
9	<i>Robert Barnes</i>	<i>vs. Morgan State</i>	11/25/84

MOST ASSISTS

Ast.	Player	Opponent	Date
8	Brian Colbert	Ohio University	11/30/74
6	Rashard Griffith	Wright State	11/27/93
6	Rick Olson	Washington State	11/27/82
5	Carl Golston	Illinois-Chicago	12/4/81
4	<i>James Smith</i>	<i>UW-Milwaukee</i>	11/24/78
4	James Smith III	DePauw	11/29/75



FIELD HOUSE RECORDS

POINTS

Team — 120,
Wisconsin vs.
Southern Methodist,
12/9/67
Individual — 50, Terry
Dischinger (Purdue),
1/27/62

POINTS — BOTH TEAMS

204, Wisconsin (110)
vs. Northwestern
(94), 2/21/67
204, Wisconsin (103)
vs. Illinois (101),
2/19/62

POINTS IN A HALF

Team — 67,
Wisconsin vs. Iowa,
1/25/88 (second half)
Individual — 28, Dale
Koehler vs. Michigan,
2/2/76 (second half);
Tony Smith
(Marquette), 2/19/90
(second half)

LARGEST UW WINNING MARGIN

55 over Denver (89-34),
12/14/88

FIELD GOALS MADE

Team — 48, Wisconsin vs.
Southern Methodist,
12/9/67; Wisconsin vs.
Gonzaga, 12/17/63
Individual — 17, Steve Alford
(Indiana), 1/11/86; Rick
Olson vs. San Francisco State,
12/2/85; Henry Wilmore
(Michigan), 1/9/71; Terry
Dischinger (Purdue), 1/27/62

FIELD GOAL ATTEMPTS

Team — 111, Wisconsin vs.
Michigan Tech, 12/5/70
Individual — 37, Don Rehfeldt vs. Iowa, 2/28/49


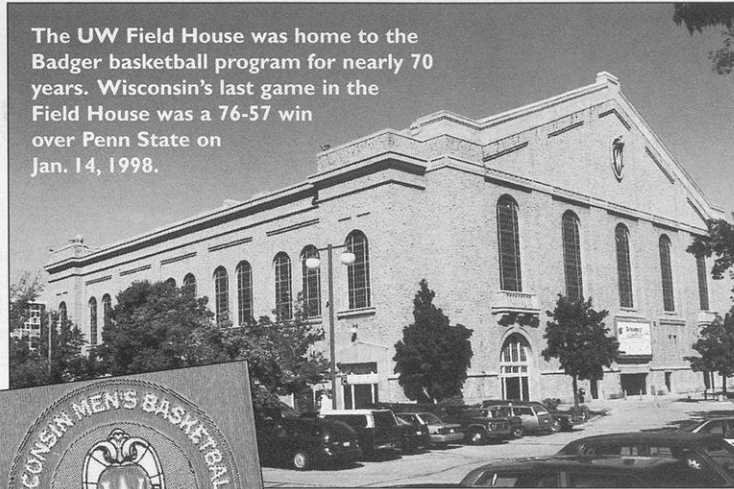
FIELD GOAL PERCENTAGE

Team — .659 (29-44), Southern Indiana vs. Wisconsin, 12/8/90
Individual — .929 (13-14), Quinn Buckner (Indiana), 12/20/75

3-POINT FIELD GOALS

Team — 15, Wisconsin vs. Alcorn State, 12/29/93
Individual — 7, Johnny Miller (Temple), 12/2/95; Dale Hanford
(UW-Milwaukee), 11/27/93; Roosevelt Moore (Sam Houston

The UW Field House was home to the Badger basketball program for nearly 70 years. Wisconsin's last game in the Field House was a 76-57 win over Penn State on Jan. 14, 1998.



State), 12/13/91; Larry Hisle vs. Texas-Arlington, 12/22/90; Tim Locum vs. Rollins, 12/15/89; Tim Locum vs. Butler, 12/5/87

3-POINT FIELD GOAL ATTEMPTS

Team — 31,
Wisconsin vs. UW-Milwaukee, 11/27/93;
Wisconsin vs.
Northwestern, 2/3/93
Individual — 15,
Johnny Miller
(Temple), 12/2/95

3-POINT FIELD GOAL PERCENTAGE

Team (min. 8 att.) — .889 (8-9), Wisconsin vs. N. Dakota State, 12/10/86
Individual — 1.000 (7-7), Larry Hisle vs. Texas-Arlington, 12/22/90

FREE THROWS MADE

Team — 40, Wisconsin vs. Minnesota, 1/12/53
Individual — 17, Geno Carlisle (Northwestern), 2/21/96; Dennis Hopson (Ohio State), 2/12/87; Dale Koehler vs. Loyola Chicago, 12/6/75

FREE THROW ATTEMPTS

Team — 48, Wisconsin vs. Minnesota, 1/12/53
Individual — 23, Dale Koehler vs. Loyola (Chicago), 12/6/75

FREE THROW PERCENTAGE

Team (min. 12 att.) — 1.000, many times (Most — 25-25 Purdue vs. Wisconsin, 2/7/76)
Individual (min. 10 att.) — 1.000, many times (Most — 15-15, Paul Grant vs. Iowa, 2/26/97)

REBOUNDS

Team — 79, Wisconsin vs. Michigan Tech, 12/5/70
Individual — 30, Paul Morrow vs. Purdue, 1/3/53

ASSISTS

Team — 31, Wisconsin vs. South Dakota, 12/6/84
Individual — 13, Tracy Webster vs. Michigan, 2/26/92

BLOCKED SHOTS

Team — 11, Wisconsin vs. Texas-Arlington, 12/22/90; Wisconsin vs. Ferris State, 11/28/88
Individual — 9, Brad Sellers vs. Toledo, 11/29/82

STEALS

Team — 17, Wisconsin vs. Michigan State, 1/7/88
Individual — 10, Michael Finley vs. Purdue, 2/13/93

KOHL CENTER RECORDS

POINTS

Team — 87 by Wisconsin vs. Fresno State, 12/27/98

Individual — 30 by Michael Redd (Ohio State), 1/2/99

POINTS — BOTH TEAMS

155, Iowa (79) vs. Wisconsin (76), 2/3/98

POINTS IN A HALF

Team — 48 by Iowa vs. Wisconsin, 2/3/98 (second half)

Individual — 19 by Andrae Patterson (Indiana), 1/25/98 (second half)

LARGEST UW WINNING MARGIN

37 over Loyola Chicago (66-29), 11/14/98

FIELD GOALS MADE

Team — 31 by Wisconsin vs. Fresno State, 12/27/98

Individual — 12 by Quincy Lewis (Minnesota), 1/30/99

FIELD GOAL ATTEMPTS

Team — 63 by Wisconsin vs. Indiana, 1/25/98

Individual — 23 by Sean Mason vs. Indiana, 1/25/98; and by Michael Redd (Ohio State), 2/25/98

FIELD GOAL PERCENTAGE

Team — .531 (26-49) by Wisconsin vs. Illinois, 1/20/99

Individual (min. 10 att.) — .750 (9-12) by Ricky Davis (Iowa), 2/3/98

3-POINT FIELD GOALS

Team — 10 by Wisconsin vs. Fresno State, 12/27/98; by Fresno State vs. Wisconsin, 12/27/98

Individual — 6 by Sean Mason vs. Northern Illinois, 12/2/98

3-POINT FIELD GOAL ATTEMPTS

Team — 25 by UW-Milwaukee vs. Wisconsin, 2/18/98; and by Wisconsin vs. Ohio State, 2/25/98

Individual — 10 by Kevin Turner (Illinois), 2/7/98; and by Neshaun Coleman (Ohio State), 2/25/98

3-POINT FIELD GOAL PERCENTAGE

Team (min. 8 att.) — .500 (8-16) by Ohio State vs. Wisconsin, 1/2/99; .500 (5-10) by UW-Milwaukee vs. Wisconsin, 11/16/98;

.500 (9-18) by Wisconsin vs. Loyola Chicago, 11/14/98

Individual (min. 6 att.) — .667 (4-6), Jon Sanderson (Ohio State), 2/25/98

FREE THROWS MADE

Team — 29 by Wisconsin vs. Pepperdine, 12/12/98

Individual — 14 by Sean Mason vs. Pepperdine, 12/12/98

FREE THROW ATTEMPTS

Team — 35 by Wisconsin vs. Pepperdine, 12/12/98

Individual — 15 by Sean Mason vs. Pepperdine, 12/12/98

FREE THROW PERCENTAGE

Team (min. 12 att.) — .941 (16-17) by Michigan State vs. Wisconsin, 1/6/99

Individual (min. 10 att.) — 1.000 (10-10) by Evan Eschmeyer (Northwestern) vs. Wisconsin, 2/10/99

REBOUNDS

Team — 45 by Illinois vs. Wisconsin, 2/7/98

Individual — 13 by Miles Tarver (Minnesota), 1/30/99; and by Jerry Hester (Illinois), 2/7/98, both vs. Wisconsin

ASSISTS

Team — 20 by Wisconsin vs. Fresno State, 12/27/98

Individual — 6 by Ty Calderwood vs. Illinois, 1/20/99; and by Scoonie Penn (Ohio State) vs. Wisconsin, 1/2/99

BLOCKED SHOTS

Team — 7 by Wisconsin vs. UW-Milwaukee, 2/18/98; and by UW-Milwaukee vs. Wisconsin, 2/18/98

Individual — 4 by Maurice Linton vs. Penn State, 2/13/99; and by Antoine Broxsie (Minnesota), 1/30/99

STEALS

Team — 13 by Wisconsin vs. Northwestern, 2/10/99

Individual — 6 by Mike Kelley vs. Ohio State, 1/2/99


Sen. Herb Kohl addressed the crowd prior to the first game at the Kohl Center on Jan. 17, 1998. Wisconsin compiled an 11-2 record in its first full season at the Kohl Center in 1998-99.



1,000-POINT SCORERS

1. MICHAEL FINLEY — 2,147


Left school as the 12th-leading scorer in Big Ten history (all games) ... ranks seventh in conference scoring annals in league games with 1,385 points ... three-time (1993, '94, '95) Associated Press honorable mention all-America choice ... twice (1993, '95) named first-team all-Big Ten ... only player in Badger history to score 500 points in three different seasons ... only player in UW history to average better than 20 points per game in three different years ... ranks first or second in 11 different UW career statistical categories ... school's career leader in points, field goals, field goal attempts, free throws and three-point field goal attempts ... a first-round draft choice (21st overall) of the NBA's Phoenix Suns in 1995.



Season	G	FG-A	PCT	3P-A	PCT	FT-A	PCT	PTS	AVG
1991-92	31	130-287	.453	26-72	.361	95-128	.742	381	12.3
1992-93	28	223-478	.467	63-173	.364	111-144	.771	620	22.1
1993-94	29	208-446	.466	66-182	.363	110-140	.786	592	20.4
1994-95	27	178-470	.379	58-204	.284	140-181	.773	554	20.5
Totals	115	739-1681	.440	213-631	.338	456-593	.768	2147	18.7

2. DANNY JONES — 1,854


Ranks in top three in nine different career statistical categories at UW ... Wisconsin's career leader in free throw attempts with 599 ... AP honorable mention all-America in 1988-89 ... two-time team captain (1988-89, '89-90) ... Badger MVP in 1989-90 ... second-team all-Big Ten in 1989-90 and 1988-89, and third-team all-Big Ten by UPI in 1987-88 ... named Badgers' Most Improved Player in 1987-88 ... led Badgers in scoring in 1988-89 and 1989-90 ... led UW in rebounding in 1987-88 and 1988-89 ... set then-school record for points in a season when he scored 611 in 1988-89 ... scored in double figures in 91 games for Badgers, including a stretch of 33 straight.



Season	G	FG-A	PCT	3P-A	PCT	FT-A	PCT	PTS	AVG
1986-87	31	101-181	.558	0-0	—	52-88	.591	254	8.2
1987-88	26	176-309	.570	0-1	.000	89-124	.718	441	17.0
1988-89	30	231-449	.514	0-2	.000	149-199	.749	611	20.4
1989-90	31	215-412	.522	0-4	.000	118-188	.628	548	17.7
Totals	118	723-1351	.535	0-7	.000	408-599	.681	1854	15.7

3. CLAUDE GREGORY — 1,745

UW's career rebounding leader (904) ... a second-team all-Big Ten selection in 1980-81 and a third-team all-conference choice in 1979-80 ... led team in scoring and rebounding in 1980-81 en route to Badger MVP honors ... also led UW in rebounding in 1978-79 and 1979-80 ... scored in double figures in 80 games ... named team's Most Improved Player in 1977-78 ... brother, James, played at UW from 1976-78 ... second-round draft choice (41st overall) of Washington in 1981 NBA Draft.



Season	G	FG-A	PCT	3P-A	PCT	FT-A	PCT	PTS	AVG
1977-78	27	92-245	.376	—	—	70-99	.707	254	9.4
1978-79	27	168-385	.436	—	—	71-106	.670	407	15.1
1979-80	29	197-424	.465	—	—	140-189	.741	534	18.4
1980-81	27	199-438	.454	—	—	152-202	.752	550	20.4
Totals	110	656-1492	.440	—	—	433-596	.727	1745	15.9

4. RICK OLSON — 1,736

Wisconsin's career leader in minutes played (3,962) and tied with Michael Finley in games started with 112 ... started every game during his four-year career ... also UW's career leader in free throw percentage (.870) ... team captain, MVP and leading scorer as a senior in 1985-86 ... third-team all-Big Ten in 1985-86 and honorable mention all-Big Ten in 1984-85 ... set then-Big Ten record for consecutive free throws made when he connected on 36 straight during 1984 and 1985 ... selected in seventh round (158th overall) of 1986 NBA Draft by Houston.



Season	G	FG-A	PCT	3P-A	PCT	FT-A	PCT	PTS	AVG
1982-83	28	129-326	.398	18-48	.375	31-41	.756	307	11.0
1983-84	28	166-337	.493	—	—	59-66	.894	391	14.0
1984-85	28	197-397	.496	—	—	73-82	.890	467	16.7
1985-86	28	237-485	.489	—	—	97-110	.882	571	20.4
Totals	112	729-1545	.472	18-48	.375	260-299	.870	1736	15.5

5. TRENT JACKSON — 1,545

Earned second-team all-Big Ten honors from AP in 1988-89, while leading Badgers to their first postseason tournament bid since 1947 ... team MVP in 1987-88 and 1988-89 ... also captained squad in 1988-89 ... a third-team all-Big Ten choice by UPI in 1987-88 ... tabbed UW's Most Improved Player in 1986-87 ... led team in scoring in 1987-88 ... still holds school record for minutes in a season with 1,099 in '88-89.



Season	G	FG-A	PCT	3P-A	PCT	FT-A	PCT	PTS	AVG
1985-86	13	35-83	.422	—	—	5-10	.500	75	5.8
1986-87	28	129-289	.446	46-103	.447	46-59	.780	350	12.5
1987-88	28	192-426	.451	74-164	.451	88-106	.830	546	19.5
1988-89	30	201-408	.493	73-163	.448	99-133	.744	574	19.1
Totals	99	557-1206	.462	193-430	.449	238-308	.773	1545	15.6

6. CLARENCE SHERROD — 1,408

UW's career leader in scoring average (19.6 ppg) ... second-team all-Big Ten choice in 1969-70 and 1970-71 ... academic all-Big Ten in 1969-70 ... team co-captain in 1970-71 ... led team in scoring in 1969-70 and 1970-71 ... registered UW-record 40 consecutive games scoring in double figures ... still holds Badger single-season marks for scoring average (23.8) and field goal attempts (519), both set in 1970-71 ... made UW-record 168 free throws in 1969-70 ... seven career 30-point games ... chosen by Chicago in eighth round (134th overall) of 1971 NBA Draft.



Season	G	FG-A	PCT	3P-A	PCT	FT-A	PCT	PTS	AVG
1968-69	24	104-273	.381	—	—	92-120	.767	300	12.5
1969-70	24	185-438	.420	—	—	168-202	.832	538	22.4
1970-71	24	211-519	.407	—	—	148-200	.740	570	23.8
Totals	72	500-1230	.407	—	—	408-522	.782	1408	19.6



7. CORY BLACKWELL — 1,405

A first-team all-Big Ten selection in 1983-84 ... garnered AP honorable mention all-America honors ... two-time team MVP (1982-83 and 1983-84) ... third-team all-Big Ten in 1982-83 ... 36 straight games scoring in double figures ... selected by Seattle in second round (29th overall) of 1984 NBA Draft.



Season	G	FG-A	PCT	3P-A	PCT	FT-A	PCT	PTS	AVG
1981-82	27	147-330	.445	—	—	71-103	.689	365	13.5
1982-83	28	215-465	.462	1-4	.250	80-113	.708	511	18.3
1983-84	28	201-439	.458	—	—	127-181	.702	529	18.9
Totals	83	563-1234	.456	1-4	.250	278-397	.700	1405	16.9

8. SEAN MASON — 1,294

Played in 105 games, including 72 starts ... Associated Press honorable mention all-American as a senior ... second-team all-Big Ten in 1998-99 and honorable mention the year before ... on school career lists, he left UW sixth in free throw percentage (.794), fifth in free throws (332), 10th in free throw attempts (418), fifth in three-point field goals (166) and third in three-point field goal attempts (471) ... team's leading scorer his last two seasons, he was Big Ten's sixth-leading scorer as a senior ... set UW records for three-point field goals (78) and three-point attempts (208) his senior year ... missed all but first 13 games as a sophomore (right knee ACL) and all but four games the following year (in which he redshirted) due to left knee ACL injury ... tri-captain in '97-98.



Season	G	FG-A	PCT	3P-A	PCT	FT-A	PCT	PTS	AVG
1994-95	25	41-122	.336	21-62	.339	23-39	.590	126	5.0
1995-96	13	37-93	.398	10-31	.323	28-33	.848	112	8.6
1996-97	4	9-25	.360	3-9	.333	16-20	.800	37	9.3
1997-98	31	149-378	.394	54-161	.335	128-157	.815	480	15.5
1998-99	32	162-419	.387	78-208	.375	137-169	.811	539	16.8
Totals	105	398-1037	.384	166-471	.352	332-418	.794	1294	12.3

9. TRACY WEBSTER — 1,264

Second-team all-Big Ten in 1991-92, third-team in 1992-93 and honorable mention in 1993-94 ... Wisconsin's career leader in assists (501) and steals (183) ... his 179 assists in 1992-93 are single-season school standard, as are his 69 steals in 1993-94 ... holds UW single-season marks for three-point field goals made (75) and three-point field goal percentage (.490), both in 1991-92 ... team MVP in 1991-92 ... three-time team captain (1991-92, '92-93 and '93-94).



Season	G	FG-A	PCT	3P-A	PCT	FT-A	PCT	PTS	AVG
1991-92	31	186-419	.444	75-153	.490	90-115	.783	537	17.3
1992-93	28	139-354	.393	45-134	.336	72-89	.809	395	14.1
1993-94	29	120-272	.441	47-119	.395	45-63	.714	332	11.4
Totals	88	445-1045	.426	167-406	.411	207-267	.775	1264	14.4

10. WES MATTHEWS — 1,251

Second-team all-Big Ten in 1979-80 and third-team all-league honors from UPI in 1978-79 ... team MVP in 1978-79 ... career .817 free-throw shooter, including .888 in final season with Badgers ... made school-record 35 straight free throws during 1979-80 campaign ... left school as UW's No. 2 career scorer ... led team in scoring in each of his three seasons ... selected in first round (14th overall) of 1980 NBA Draft by Washington.



Season	G	FG-A	PCT	3P-A	PCT	FT-A	PCT	PTS	AVG
1977-78	14	83-197	.421	—	—	37-52	.712	203	14.5
1978-79	27	195-417	.468	—	—	109-139	.784	499	18.5
1979-80	28	211-412	.512	—	—	127-143	.888	549	19.6
Totals	69	489-1026	.477	—	—	273-334	.817	1251	18.1

11. JOE FRANKLIN — 1,215

A first-team all-Big Ten choice in 1967-68 ... UW's career rebounding average leader (11.9) and the school's No. 2 rebounder overall ... led team in rebounding in each of his three seasons ... team MVP in 1966-67 and 1967-68 ... team captain in 1967-68 ... chosen in fifth round (63rd overall) of 1968 NBA Draft by Milwaukee.



Season	G	FG-A	PCT	3P-A	PCT	FT-A	PCT	PTS	AVG
1965-66	24	118-281	.419	—	—	48-99	.485	284	11.8
1966-67	24	139-316	.440	—	—	109-167	.653	387	16.1
1967-68	24	202-402	.502	—	—	140-210	.667	544	22.7
Totals	72	459-999	.459	—	—	297-476	.624	1215	16.9

12. DALE KOEHLER — 1,200

Two-time team MVP and two-time team captain (1974-75 and 1975-76) ... led team in scoring and rebounding his last two seasons ... registered 28 straight games scoring in double figures ... connected on school-record 17 free throws vs. Loyola (Ill.) on Dec. 6, 1975 ... set then-school record for points in a half with 28 in second half vs. Michigan on Feb. 2, 1976 ... selected by Cleveland in eighth round (123rd overall) of 1976 NBA Draft.



Season	G	FG-A	PCT	3P-A	PCT	FT-A	PCT	PTS	AVG
1972-73	7	4-11	.364	—	—	3-6	.500	11	1.6
1973-74	24	129-273	.473	—	—	44-73	.603	302	12.6
1974-75	21	155-307	.505	—	—	72-109	.661	382	18.2
1975-76	26	190-437	.435	—	—	125-165	.758	505	19.4
Totals	78	478-1028	.465	—	—	244-353	.691	1200	15.4

13. DICK CABLE — 1,180

Team MVP and captain in 1954-55 ... led UW in scoring in 1953-54 and 1954-55 ... paced team in free throw percentage in 1952-53 and 1953-54 ... became second player in school history to eclipse the 1,000-point mark ... Milwaukee's second choice in 1955 NBA Draft.



Season	G	FG-A	PCT	3P-A	PCT	FT-A	PCT	PTS	AVG
1951-52	16	50-128	.391	—	—	36-51	.706	136	8.5
1952-53	22	110-299	.368	—	—	81-110	.736	301	13.7
1953-54	22	116-266	.436	—	—	69-92	.750	301	13.7
1954-55	22	156-389	.401	—	—	130-170	.765	442	20.2
Totals	82	432-1082	.399	—	—	316-423	.747	1180	14.4

High-scoring Games in Bennett Era

Pts.	Player	Opponent	Date
30	Sean Mason	at Penn State	Feb. 14, 1998
30	Sam Okey	UW-Milwaukee	Dec. 10, 1996
29	Sean Mason	at Michigan	Dec. 30, 1998
28	Sean Mason	at Michigan	Feb. 28, 1998
28	Sam Okey	Illinois State	Mar. 18, 1996



14. JOE CHRNELICH — 1,171

Two-time team captain (1978-79 and 1979-80) and team MVP in 1979-80 ... led Badgers in rebounding in 1977-78 ... paced UW in field goal percentage in 1976-77 ... a four-year starter ... chosen by New York in the fourth round (82nd overall) of the 1980 NBA Draft.



Season	G	FG-A	PCT	3P-A	PCT	FT-A	PCT	PTS	AVG
1976-77	27	122-227	.537	—	—	77-113	.681	321	11.9
1977-78	27	112-221	.507	—	—	51-72	.708	275	10.2
1978-79	26	108-230	.470	—	—	60-92	.652	276	10.6
1979-80	29	123-230	.535	—	—	53-81	.654	299	17.7
Totals	109	465-908	.512	—	—	241-358	.673	1171	10.7

15. DON REHFELDT — 1,169

UW's last first-team all-America selection (1949-50) ... Big Ten MVP in 1950 ... first-team all-Big Ten in 1949 and 1950 ... two-time team MVP (1948-49 and 1949-50) ... led UW in scoring and free throw percentage in 1948-49 and 1949-50 and led Badgers in field goal percentage in 1947-48, 1948-49 and 1949-50 ... still holds school record for field goal attempts with 37 vs. Iowa on Feb. 28, 1949 ... first Badger to eclipse 1,000-point plateau ... chosen second overall by Baltimore in the 1950 NBA Draft.



Season	G	FG-A	PCT	3P-A	PCT	FT-A	PCT	PTS	AVG
1944-45*	9	37-na	—	—	—	21-na	—	95	10.6
1946-47	8	12-51	.235	—	—	9-18	.500	33	4.1
1947-48	20	86-258	.333	—	—	52-78	.667	224	11.2
1948-49	22	146-436	.335	—	—	89-129	.690	381	17.3
1949-50	22	170-505	.337	—	—	96-147	.653	436	19.8
Totals	81	451-1250	.361	—	—	267-372	.718	1169	14.4

*Entered service after first semester. Field goal and free throw attempts not available.

16. LEON HOWARD — 1,165


Two-time team MVP (1971-72 and 1972-73) ... team captain in 1972-73 ... three-year starter who led the UW in scoring in each of his last two seasons ... paced Badgers in free throw percentage in 1972-73 ... one of four Badgers to record a double-double (15 points, 11 rebounds) in a win over Loyola (New Orleans) in 1970.



Season	G	FG-A	PCT	3P-A	PCT	FT-A	PCT	PTS	AVG
1970-71	23	133-290	.455	—	—	90-130	.692	356	14.8
1971-72	23	143-346	.413	—	—	92-136	.676	378	16.4
1972-73	24	157-353	.445	—	—	117-157	.745	431	18.0
Totals	70	433-989	.438	—	—	299-423	.707	1165	16.6

17. SCOTT ROTH — 1,156

Team MVP as a senior in 1984-85 ... two-time team captain (1983-84 and 1984-85) ... three-year starter ... led UW in scoring in 1984-85, field goal percentage in 1983-84 and 1984-85 and free throw percentage, assists and steals in 1983-84 ... selected by San Antonio in the fourth round of the 1985 NBA Draft.



Season	G	FG-A	PCT	3P-A	PCT	FT-A	PCT	PTS	AVG
1981-82	25	47-102	.461	—	—	10-18	.556	104	4.2
1982-83	28	59-156	.378	0-0	—	43-60	.717	161	5.8
1983-84	28	151-304	.497	—	—	76-96	.792	378	13.5
1984-85	28	198-365	.542	—	—	117-156	.750	513	18.3
Totals	109	455-927	.491	0-0	—	246-330	.745	1156	10.6

18. JAMES JOHNSON — 1,147

Team MVP and captain in 1968-69 ... three-year starter ... led Badgers in scoring, rebounding and field goal percentage in 1968-69 ... paced UW in free throw percentage in 1967-68 ... selected by Boston in seventh round (93rd overall) of 1969 NBA Draft.



Season	G	FG-A	PCT	3P-A	PCT	FT-A	PCT	PTS	AVG
1966-67	24	104-228	.456	—	—	72-107	.673	280	11.7
1967-68	24	155-355	.437	—	—	95-130	.731	405	16.9
1968-69	24	164-401	.409	—	—	134-192	.698	462	19.2
Totals	72	423-984	.430	—	—	301-429	.702	1147	15.9

19. KEN SIEBEL — 1,084

Three-time team MVP ... three-year starter who led UW in scoring in 1961-62 ... paced Badgers in field goal percentage in 1960-61 and 1961-62 ... UW's free throw percentage leader in each of his three seasons ... selected by Baltimore in the sixth round (47th overall) of the 1963 NBA Draft.



Season	G	FG-A	PCT	3P-A	PCT	FT-A	PCT	PTS	AVG
1960-61	24	108-250	.432	—	—	67-97	.691	283	11.8
1961-62	24	144-318	.453	—	—	104-155	.671	392	16.3
1962-63	23	149-344	.433	—	—	111-158	.703	409	17.8
Totals	71	401-912	.440	—	—	282-410	.688	1084	15.3

20. TIM LOCUM — 1,077

Two-time team captain (1989-90 and 1990-91) ... two-year starter ... currently fourth on all-time NCAA list for three-point field goal percentage (.472) among players who have made at least 200 shots from beyond the arc ... holds UW record for career three-point field goals made ... shares UW record for career games played ... led Badgers in three-point field goal percentage in each of his last three seasons ... tied for team lead in steals with 33 in 1989-90.



Season	G	FG-A	PCT	3P-A	PCT	FT-A	PCT	PTS	AVG
1987-88	28	58-137	.423	41-93	.441	30-35	.857	187	6.7
1988-89	30	83-168	.494	54-111	.486	45-55	.818	265	8.8
1989-90	30	94-194	.485	67-143	.469	40-45	.889	295	9.8
1990-91	30	107-212	.505	65-134	.485	51-59	.864	330	11.0
Totals	118	342-711	.481	227-481	.472	166-194	.856	1077	9.1

21. LARRY PETTY — 1,066

Tabbed UW's Most Improved Player in back-to-back seasons (1978-79 and 1979-80) ... four-year starter ... led UW in field goal percentage in 1978-79 and 1980-81 ... chosen by Los Angeles in the seventh round (157th overall) of the 1981 NBA Draft.



Season	G	FG-A	PCT	3P-A	PCT	FT-A	PCT	PTS	AVG
1977-78	27	50-138	.362	—	—	34-63	.540	134	5.0
1978-79	27	106-204	.520	—	—	55-94	.585	267	9.9
1979-80	29	97-210	.462	—	—	59-107	.551	253	8.7
1980-81	27	172-348	.494	—	—	68-126	.539	412	15.3
Totals	110	425-900	.472	—	—	216-390	.554	1066	9.7



22. CHUCK NAGLE — 1,064

Academic all-Big Ten in 1966-67 ... three-year starter who led UW in scoring and free throw percentage in 1966-67 ... broke school's 62-year-old season scoring record with his 463-point performance in 1966-67.



Season	G	FG-A	PCT	3P-A	PCT	FT-A	PCT	PTS	AVG
1966-67	24	188-421	.447	—	—	87-117	.744	463	19.3
1967-68	24	146-312	.468	—	—	48-70	.686	340	14.2
1968-69	24	104-259	.402	—	—	53-63	.841	261	10.9
Totals	72	438-992	.442	—	—	188-250	.752	1064	14.8

23. SEAN DAUGHERTY — 1,057

Played in 117 games (including 96 straight), fourth-most ever at Wisconsin ... his 85 starts rank eighth at UW ... eighth on school's all-time rebounds list with 644 ... only the seventh player in school history to register 1,000 points and 600 rebounds ... registered 11 career "double-doubles" ... team tri-captain as a senior ... earned team's Badger Award in 1997-98 ... career-high 24 points in final game as a Badger vs. Illinois.



Season	G	FG-A	PCT	3P-A	PCT	FT-A	PCT	PTS	AVG
1994-95	26	43-123	.350	13-47	.277	20-34	.588	119	4.6
1995-96	32	125-272	.460	12-39	.308	70-96	.729	332	10.4
1996-97	28	104-235	.443	17-48	.354	45-65	.692	270	9.6
1997-98	31	125-282	.443	11-34	.324	75-105	.714	336	10.8
Totals	117	397-912	.435	53-168	.315	210-300	.700	1057	9.0

24. J.J. WEBER — 1,021

Team MVP and tri-captain in 1986-87 ... led Badgers in rebounding in 1984-85 and 1986-87 ... led team in scoring, field goal percentage, free throw percentage, steals and minutes in 1986-87 ... paced club in blocked shots in 1985-86 and 1986-87 ... tabbed team's Most Improved Player in 1984-85 ... three-year starter ... ranks fourth on UW's career blocked shots list.



Season	G	FG-A	PCT	3P-A	PCT	FT-A	PCT	PTS	AVG
1983-84	18	7-13	.538	—	—	2-5	.400	16	0.9
1984-85	28	85-173	.491	—	—	37-53	.698	207	7.4
1985-86	28	131-258	.508	—	—	67-89	.753	329	11.8
1986-87	31	182-324	.562	—	—	105-141	.745	469	15.1
Totals	105	405-768	.527	—	—	211-288	.733	1021	9.7

25. WILLIE SIMMS — 1,015

Team captain in 1990-91 ... named team's Most Improved Player in 1988-89 ... three-year starter ... led Badgers in field goal percentage and free throw percentage in 1989-90 ... topped team in assists in each of his last two seasons ... career field goal percentage of .545 is third-best in school history.



Season	G	FG-A	PCT	3P-A	PCT	FT-A	PCT	PTS	AVG
1987-88	2	1-4	.250	0-0	—	2-5	.400	4	2.0
1988-89	30	84-162	.519	1-2	.500	21-53	.396	190	6.3
1989-90	30	153-284	.539	2-6	.333	92-146	.630	400	13.3
1990-91	29	153-267	.573	1-3	.333	114-179	.637	421	14.5
Totals	91	391-717	.545	4-11	.364	229-383	.598	1015	11.2

Sean Mason



Join the Club

Membership in Wisconsin's 1,000-point scorers club has increased to 25 and the two most recent additions — a pair of Seans (Daugherty and Mason) — have been key elements in the success the Badgers have enjoyed in the Bennett era. Daugherty's durability (he played in 96 straight games) was a stabilizing factor during Bennett's early years at the UW. Mason passed the 1,000-point mark during a fine senior season in which he was an honorable mention all-American.



YEARLY LEADERS

MINUTES

Year	Name	G	MIN	AVG
1978	Arnold Gaines	26	782	30.1
1979	Wes Matthews	27	986	36.5
1980	Claude Gregory	29	1001	34.5
1981	Claude Gregory	27	989	36.6
1982	Brad Sellers	27	964	35.7
1983	Brad Sellers	28	1009	36.0
1984	Cory Blackwell	28	1045	37.3
1985	Rick Olson	28	970	34.6
1986	Rick Olson	28	983	35.1
1987	J.J. Weber	31	993	32.0
1988	Trent Jackson	28	1032	36.9
1989	Trent Jackson	30	1099	36.6
1990	Danny Jones	31	1043	33.6
1991	Patrick Tompkins	30	1091	36.4
1992	Tracy Webster	31	1077	34.7
1993	Michael Finley	28	979	35.0
1994	Michael Finley	29	1046	36.1
1995	Michael Finley	27	1000	37.0
1996	Sam Okey	32	1024	32.0
1997	Ty Calderwood	27	886	32.8
1998	Sean Mason	31	885	28.5
1999	Sean Mason	32	937	29.3

SCORING

Year	Name	G	PTS	AVG
1939	Dave Dupee	20	154	7.7
1940	Gene Englund	20	199	10.0
1941	Gene Englund	23	304	13.2
1942	John Kotz	21	325	15.5
1943	John Kotz	21	308	14.7
1944	Ray Patterson	21	295	14.0
1945	Ray Patterson	21	225	10.7
1946	Bob Cook	21	289	13.8
1947	Bob Cook	22	323	14.7
1948	Bob Cook	20	235	12.4
1949	Don Rehfeldt	22	381	17.3
1950	Don Rehfeldt	22	436	19.8
1951	Ab Nicholas	22	366	16.6
1952	Ab Nicholas	22	361	16.4
1953	Paul Murrow	22	352	16.0
1954	Dick Cable	22	301	13.7
1955	Dick Cable	22	442	20.1
1956	Dick Miller	22	429	19.5
1957	Bob Litzow	22	355	16.1
1958	Bob Litzow	22	324	14.7
1959	Bob Barneson	21	259	12.3
1960	Tom Hughbanks	24	312	13.0
1961	Tom Hughbanks	23	301	13.1
1962	Ken Siebel	24	392	16.3
1963	Jack Brens	24	425	17.8
1964	Ken Gustafson	24	359	14.9
1965	Mark Zubor	22	345	15.7
1966	Ken Gustafson	24	333	13.8
1967	Chuck Nagle	24	463	19.3
1968	Joe Franklin	24	544	22.7
1969	James Johnson	24	462	19.2
1970	Clarence Sherrod	24	538	22.4

1971	Clarence Sherrod	14	570	23.8
1972	Leon Howard	23	378	16.4
1973	Leon Howard	24	431	18.0
1974	Kim Hughes	24	367	15.3
1975	Bruce McCauley	25	418	16.7
1976	Dale Koehler	26	505	19.4
1977	James Gregory	27	429	15.9
1978	Wes Matthews	14	203	14.5
1979	Wes Matthews	27	499	18.5
1980	Wes Matthews	28	549	19.6
1981	Claude Gregory	27	550	20.4
1982	Brad Sellers	27	378	14.0
1983	Cory Blackwell	28	511	18.3
1984	Cory Blackwell	28	529	18.9
1985	Scott Roth	28	513	18.3
1986	Rick Olson	28	571	20.4
1987	J.J. Weber	31	469	15.1
1988	Trent Jackson	28	546	19.5
1989	Danny Jones	30	611	20.4
1990	Danny Jones	31	548	17.7
1991	Willie Simms	29	421	14.5
1992	Tracy Webster	31	537	17.3
1993	Michael Finley	28	620	22.1
1994	Michael Finley	29	592	20.4
1995	Michael Finley	27	554	20.5
1996	Sam Okey	32	423	13.2
1997	Paul Grant	28	350	12.5
1998	Sean Mason	31	480	15.5
1999	Sean Mason	32	539	16.8

FIELD GOAL PERCENTAGE

Year	Name	FG	FGA	PCT
1947	Bob Cook	124	358	.346
1948	Don Rehfeldt	86	258	.333
1949	Don Rehfeldt	146	436	.335
1950	Don Rehfeldt	170	505	.337
1951	Ab Nicholas	130	378	.344
1952	Dick Cable	50	128	.391
1953	Charles Siefert	99	264	.375
1954	Dick Cable	116	266	.436
1955	John Parker	75	177	.424
1956	Dick Miller	142	344	.413
1957	Walter Holt	46	101	.455
1958	Walter Holt	112	225	.498
1959	Bob Barneson	93	234	.397
1960	Marty Gharrity	119	244	.488
1961	Ken Siebel	108	250	.432
1962	Ken Siebel	144	318	.453
1963	Tom Gwyn	108	221	.489
1964	Tom O'Melia	77	159	.484
1965	Mark Zubor	137	290	.472
1966	Dennis Sweeney	67	137	.489
1967	Jim Johnson	104	228	.456
1968	Joe Franklin	202	402	.502
1969	James Johnson	164	401	.409
1970	Albert Henry	152	321	.474
1971	Glen Richgels	126	264	.477
1972	Kim Hughes	113	242	.467
1973	Kim Hughes	144	291	.495

1974	Gary Anderson	142	284	.500
1975	Dale Koehler	155	307	.505
1976	Al Rudd	81	142	.570
1977	Joe Chmelich	122	227	.537
1978	Bill Pearson	87	170	.512
1979	Larry Petty	106	204	.520
1980	Joe Chmelich	123	230	.535
1981	Larry Petty	172	348	.494
1982	Brad Sellers	167	351	.476
1983	Brad Sellers	189	372	.508
1984	Scott Roth	151	304	.497
1985	Scott Roth	198	365	.542
1986	Shelton Smith	84	153	.549
1987	J.J. Weber	182	324	.562
1988	Danny Jones	176	309	.570
1989	Kurt Portmann	63	113	.558
1990	Willie Simms	153	284	.539
1991	Patrick Tompkins	164	258	.636
1992	Carlton McGee	123	222	.554
1993	Jeff Petersen	58	93	.624
1994	Jeff Petersen	93	157	.592
1995	Rashard Griffith	167	295	.566
1996	Sean Daugherty	125	272	.460
1997	Paul Grant	129	261	.494
1998	Sean Daugherty	125	282	.443
1999	Andy Kowske	85	148	.574

Minimum 2.0 made per game

3-POINT FIELD GOAL PERCENTAGE

Year	Name	3P	3PA	PCT
1983	Rick Olson	18	48	.375
1987	Mike Heineman	29	61	.475
1988	Trent Jackson	74	164	.451
1989	Tim Locum	54	111	.486
1990	Tim Locum	67	143	.469
1991	Tim Locum	65	134	.485
1992	Tracy Webster	75	153	.490
1993	Andy Kilbride	49	107	.458
1994	Andy Kilbride	54	131	.412
1995	Andy Kilbride	54	134	.403
1996	Hennssy Auriantal	35	88	.398
1997	Ty Calderwood	39	117	.333
1998	Sean Mason	54	161	.335
1999	Jon Bryant	46	119	.387

Minimum 1.0 made per game

FREE THROW PERCENTAGE

Year	Name	FT	FTA	PCT
1947	Bob Cook	75	101	.743
1948	Bob Cook	73	97	.754
1949	Don Rehfeldt	89	129	.690
1950	Don Rehfeldt	96	147	.653
1951	Ab Nicholas	106	149	.711
1952	Ab Nicholas	121	176	.687
1953	Dick Cable	81	110	.736
1954	Dick Cable	69	92	.750



Records

1955	Dick Miller	87	109	.798
1956	Dick Miller	145	181	.801
1957	Bob Litzow	55	92	.598
1958	Walter Holt	71	90	.789
1959	Bob Barneson	73	108	.676
1960	Marty Gharriy	74	92	.804
1961	Ken Siebel	67	97	.691
1962	Ken Siebel	104	155	.671
1963	Ken Siebel	111	158	.703
1964	Mark Zubor	69	99	.697
1965	Ken Barnes	62	84	.738
1966	Mike Carlin	70	90	.778
1967	Chuck Nagle	87	117	.744
1968	James Johnson	95	130	.731
1969	Clarence Sherrod	92	120	.767
1970	Clarence Sherrod	168	202	.832
1971	Clarence Sherrod	148	200	.740
1972	Lee Oler	84	106	.792
1973	Leon Howard	117	157	.745
1974	Kim Hughes	57	92	.620
1975	Mike McCauley	98	125	.784
1976	Dale Koehler	125	165	.758
1977	James Gregory	97	139	.698
1978	Bill Pearson	74	95	.779
1979	Wes Matthews	109	139	.784
1980	Wes Matthews	127	143	.888
1981	Claude Gregory	152	202	.752
1982	Cory Blackwell	71	103	.689
1983	Brad Sellers	82	99	.828
1984	Scott Roth	76	96	.792
1985	Rick Olson	73	82	.890
1986	Rick Olson	97	110	.882
1987	J.J. Weber	105	141	.745
1988	Trent Jackson	88	106	.830
1989	Danny Jones	149	199	.749
1990	Willie Simms	92	146	.630
1991	Patrick Tompkins	95	147	.646
1992	Tracy Webster	90	115	.783
1993	Tracy Webster	72	89	.809
1994	Michael Finley	110	140	.786
1995	Michael Finley	140	181	.773
1996	Mosezell Peterson	79	107	.738
1997	Paul Grant	92	129	.713
1998	Sean Mason	128	157	.815
1999	Sean Mason	137	169	.811

Minimum 2.5 made per game

REBOUNDING

Year	Name	G	REB	AVG
1951	Jim Clinton	22	344	15.6
1952	Paul Morrow	22	290	13.2
1953	Records Incomplete	—	—	—
1954	Paul Morrow	22	194	9.6
1955	Curt Mueller	19	110	5.8
1956	Curt Mueller	22	207	9.4
1957	Ray Gross	21	165	7.9
1958	Ray Gross	22	156	7.1
1959	Bob Barneson	21	152	7.2
1960	Fred Clow	24	234	9.8
1961	Tom Hughbanks	23	198	8.6
1962	Tom Gwyn	24	192	8.0
1963	Jack Brens	24	306	12.8
1964	Ken Gustafson	24	235	9.8
1965	Ken Barnes	20	176	8.8
1966	Joe Franklin	24	235	9.8

1967	Joe Franklin	24	289	12.0
1968	Joe Franklin	24	334	13.9
1969	James Johnson	24	210	8.8
1970	Albert Henry	24	265	11.0
1971	Glen Richgels	24	254	10.6
1972	Kim Hughes	24	239	10.0
1973	Kim Hughes	24	301	12.5
1974	Kim Hughes	24	266	11.1
1975	Dale Koehler	21	213	10.1
1976	Dale Koehler	26	263	10.1
1977	James Gregory	27	270	10.0
1978	Joe Chmelich	27	182	6.7
1979	Claude Gregory	27	236	8.7
1980	Claude Gregory	29	254	8.8
1981	Claude Gregory	27	249	9.2
1982	Brad Sellers	27	254	9.4
1983	Brad Sellers	28	219	7.8
1984	Cory Blackwell	28	243	8.7
1985	J.J. Weber	28	162	5.8
1986	Rod Ripley	28	194	6.9
1987	J.J. Weber	31	251	8.1
1988	Danny Jones	26	121	4.7
1989	Danny Jones	30	141	4.7
1990	Patrick Tompkins	28	178	6.4
1991	Patrick Tompkins	30	264	8.8
1992	Michael Finley	31	152	4.9
1993	Michael Finley	28	161	5.8
1994	Rashard Griffith	25	212	8.5
1995	Rashard Griffith	26	281	10.8
1996	Sam Okey	32	218	6.8
1997	Sam Okey	27	230	8.5
1998	Sean Daugherty	31	192	6.2
1999	Andy Kowske	32	157	4.9

ASSISTS

Year	Name	G	AST	AVG
1974	Marcus McCoy	24	74	3.1
1975	Bruce McCauley	25	88	3.5
1976	James Smith	23	76	3.3
1977	Bob Falk	27	93	3.4
	Arnold Gaines	27	93	3.4
1978	Arnold Gaines	26	80	3.1
1979	Wes Matthews	27	106	3.9
1980	Wes Matthews	28	118	4.2
1981	Dan Hastings	27	85	3.1
1982	Carl Golston	27	93	3.4
1983	Rick Olson	28	83	3.0
1984	Scott Roth	28	87	3.1
1985	Mike Heineman	25	111	4.4
1986	Mike Heineman	22	100	4.5
1987	Mike Heineman	28	137	4.9
1988	Tom Molaski	28	104	3.7
1989	Tom Molaski	30	108	3.6
1990	Willie Simms	30	97	3.2
1991	Willie Simms	29	98	3.4
1992	Tracy Webster	31	151	4.9
1993	Tracy Webster	28	179	6.4
1994	Tracy Webster	29	171	5.9
1995	Michael Finley	27	108	4.0
1996	Sam Okey	32	100	3.1
1997	Ty Calderwood	27	101	3.7
1998	Hennessy Auriantal	29	64	2.2
1999	Ty Calderwood	32	104	3.3

Four-year Leader

Claude Gregory is the only player in school history to have led the Badgers in a statistical category (blocked shots) for four straight seasons.

BLOCKED SHOTS


Year	Name	G	BLK	AVG
1978	Claude Gregory	27	21	0.8
1979	Claude Gregory	27	21	0.8
1980	Claude Gregory	29	20	0.7
1981	Claude Gregory	27	26	1.0
1982	Brad Sellers	27	52	1.9
1983	Brad Sellers	28	68	2.4
1984	David Miller	27	11	0.4
1985	John Ploss	28	20	0.7
1986	J.J. Weber	28	28	1.0
1987	J.J. Weber	31	45	1.5
1988	Kurt Portmann	28	25	0.9
1989	Kurt Portmann	30	34	1.1
1990	Kurt Portmann	31	30	1.0
1991	Patrick Tompkins	30	25	0.8
1992	Louis Ely	30	41	1.4
1993	Louis Ely	28	31	1.1
1994	Rashard Griffith	25	66	2.6
1995	Rashard Griffith	26	58	2.2
1996	Sam Okey	32	42	1.3
1997	Paul Grant	28	34	1.2
1998	Sean Daugherty	31	18	0.6
	Andy Kowske	31	18	0.6
1999	Andy Kowske	32	27	0.8

STEALS

Year	Name	G	ST	AVG
1978	Arnold Gaines	26	28	1.1
1979	Wes Matthews	27	53	2.0
1980	Wes Matthews	28	42	1.5
1981	John Bailey	27	39	1.4
1982	John Bailey	27	37	1.4
1983	Cory Blackwell	28	39	1.4
1984	Scott Roth	28	43	1.5
1985	Mike Heineman	25	33	1.3
1986	Rick Olson	28	33	1.2
1987	J.J. Weber	31	41	1.3
1988	Trent Jackson	28	59	2.1
1989	Trent Jackson	30	50	1.7
1990	Willie Simms	30	33	1.1
	Tim Locum	30	33	1.1
1991	Willie Simms	29	27	0.9
1992	Tracy Webster	31	48	1.5
1993	Tracy Webster	28	66	2.4
1994	Tracy Webster	29	69	2.4
1995	Michael Finley	27	52	1.9
1996	Hennessy Auriantal	32	43	1.3
1997	Ty Calderwood	27	63	2.3
1998	Mike Kelley	31	58	1.9
1999	Mike Kelley	32	62	1.9



OPPONENT RECORDS



Purdue's Glenn Robinson

Most Points by Individual Opponent

50	Terry Dischinger (Purdue), 1/27/62
47	Bill Bradley (Princeton), 12/21/63
44	Henry Wilmore (Michigan), 1/9/71
44	Tony Smith (Marquette), 2/19/90
44	Jimmy Rayl (Indiana), 2/12/62
42	Glenn Robinson (Purdue), 2/13/93
42	Oliver Shannon (Minnesota), 3/6/71
42	Pete Maravich (LSU), 12/15/67
42	Pete Maravich (LSU), 2/26/76
41	Scott May (Indiana), 1/9/68
40	Rick Mount (Purdue), 1/9/68
40	Gary Bradds (Ohio State), 2/15/64

Most Points, Team

120	at Michigan (102), 2/12/66
119	at Iowa (100), 2/10/70
114	at Indiana (61), 1/31/76
111	at Minnesota (92), 2/1/64
109	vs. Missouri (96), 3/19/94
109	Minnesota (78), 2/12/94
108	at Indiana (82), 2/24/64
108	at Kentucky (85), 12/20/63
107	at Michigan (86), 2/2/76
107	at Purdue (80), 2/16/74

Individual

FIELD GOALS

- 18 Scott Skiles (Michigan State), 1/30/86
18 Bill Bradley (Princeton), 12/21/63

FIELD GOAL ATTEMPTS

- 42 Oliver Shannon (Minnesota), 3/6/71
42 Pete Maravich (LSU), 12/15/67

FIELD GOAL PCT. (MIN. 10 ATT.)

- .929 (13-14), Quinn Buckner (Indiana), 1/20/75; .929, (13-14), Terry Furlow (Michigan State), 1/25/75

3-POINT FIELD GOALS

- 8 Shawn Respert (Michigan State), 3/11/95

3-POINT FIELD GOAL ATTEMPTS

- 17 Shawn Respert (Michigan State), 3/11/95

3-POINT FIELD GOAL PCT. (MIN. 6 ATT.)

- 1.000 (7-7), Glen Rice (Michigan), 2/25/89; 1.000 (6-6), Doug Altenberger (Illinois), 2/7/87

FREE THROWS

- 17 Geno Carlisle (Northwestern), 2/21/96
17 Dennis Hopson (Ohio State), 2/12/87

FREE THROW ATTEMPTS

- 22 Dennis Hopson (Ohio State), 2/12/87

FREE THROW PCT. (MIN 10 ATT.)

- 1.000, many times (Most — 14-14, Glenn Robinson (Purdue), 2/13/93)

REBOUNDS

- 30 Chuck Darling (Iowa), 3/3/52

ASSISTS

- 16 Arriel McDonald (Minnesota), 1/12/94

BLOCKED SHOTS

- 9 Acie Earl (Iowa), 1/29/92

STEALS

- 8 Brett Etherington (Butler), 12/15/90
8 Brent Carmichael (N. Iowa), 12/1/82
8 Darryl Mitchell (Minnesota), 1/8/81

MINUTES PLAYED

- 55 Steve Alford (Indiana), 2/16/87
55 Terry Donnelly (Michigan State), 1/29/77

Team

POINTS IN A HALF

- 63 Kentucky, 2nd, 12/20/63

FIELD GOALS

- 49 Michigan, 2/12/66

FIELD GOAL ATTEMPTS

- 108 Minnesota, 3/6/71

FIELD GOAL PERCENTAGE

- .680 (34-50), Missouri, 3/19/94

FIELD GOAL PCT. IN A HALF

- .818 (18-22), 2nd, Michigan State, 2/24/68

THREE-POINT FIELD GOALS

- 13 UW-Milwaukee, 11/27/93

3-POINT FIELD GOAL ATTEMPTS

- 33 Illinois, 1/25/97

3-POINT FIELD GOAL PCT. (MIN 8 ATT.)

- .875 (7-8), Illinois, 2/7/87

FREE THROWS

- 40 Iowa, 1/21/95

FREE THROW ATTEMPTS

- 52 Iowa, 1/21/95

FREE THROW PCT. (MIN 12 ATT.)

- 1.000, many times (Most — 25-25, Purdue, 2/7/76)

REBOUNDS

- 83 Michigan State, 3/2/59

ASSISTS

- 33 UCLA, 11/25/72

FEWEST TURNOVERS

- 4 Illinois, 2/3/96

BLOCKED SHOTS

- 13 Georgia, 12/28/74

STEALS

- 20 Indiana, 1/31/76



History



CHRONOLOGY

101 Seasons of Badger Basketball

The Wisconsin men's basketball program begins its 102nd season in 1999-2000. Following is a chronological list of highlights from the first 101 years of UW basketball.

DECEMBER, 1898

Six years after the advent of the new sport of basketball, Bob Burdick, John Mapel, Carl Sillman, Paul Stover and Captain Walter Hirschberg make up the first Wisconsin Badger basketball team. Dr. J.C. Elsom is the first UW coach.

JAN. 21, 1899

Wisconsin plays its first game and falls to the Milwaukee Normal Alumni, 25-15, in Milwaukee.

MARCH 4, 1899

The Badgers play their first home game. The Milwaukee Normal Alumni edge Wisconsin, 13-10, and the Badgers finish their first season 0-3.

FEB. 15, 1900

Wisconsin defeats Wayland Academy, 25-15, for the first victory in school history.

MARCH, 1902


After completing a 10-game schedule (all on the road), the Badgers finish the year with a 7-3 record, their first winning season.

DEC. 2, 1904

Emmett Angell coaches the Badgers for the first time and watches his team rout Sparta's Company C, 75-10. Christian Steinmetz scores 50 points in the victory to set a pre-modern, single-game scoring mark.

JANUARY, 1905

The Badgers make their first road trip to the East and come home with a 2-6 mark after games in New Jersey, New York, Pennsylvania and Ohio.




The 1906-07 Badgers won the school's first league title.

SPRING, 1905

Christian Steinmetz finishes the season with 462 points, setting a Wisconsin season scoring mark that would stand for 61 years. Steinmetz is later named the Badgers' first all-American.

MARCH 15, 1907

Wisconsin defeats Purdue, 37-10, to secure an 11-3 record and a share of the school's first Big Ten championship.



The dedication game at the UW Field House was a 25-12 Badger win over Penn. The Field House was home to Badger basketball from 1930-98.



MARCH 16, 1912

First-year coach Walter Meanwell, known as the "Little Doctor", guides the Badgers to a 32-21 win over Indiana to complete an unbeaten season at 15-0. Wisconsin wins the Big Ten title outright and will win or share the conference crown seven more times before Meanwell's coaching career ends in 1934.

MARCH 16, 1918

Despite dropping a 19-11 decision to Minnesota, first-year coach Guy Lowman's Badgers win the school's sixth Big Ten championship in 12 years.

DEC. 18, 1930

The Badgers defeat Penn, 25-12, in the dedication game for the new Wisconsin Field House.

FALL, 1934

Harold "Bud" Foster, a former all-America player for the Badgers, takes over as head coach. Foster will hold that position for 25 years, longer than any other basketball coach in school history.

SPRING, 1935

In his first season as head coach, "Bud" Foster leads the Badgers to the Big Ten title with a 15-5 record.

MARCH 29, 1941

The "Cinderella" Badgers, lower division finishers in the Big Ten just one year earlier, top Washington State, 39-34, to win the NCAA Tournament. The UW's John Kotz is named tournament MVP. Team captain Gene Englund is the Big Ten MVP and earns all-America honors.

SPRING, 1942

Wisconsin has the Big Ten MVP for the second straight season when John Kotz earns the award. Kotz also garners all-America kudos.

MARCH, 1947

The 15-5 Big Ten champion Badgers are invited to play

in the NCAA Eastern Regionals in New York's Madison Square Garden. Wisconsin takes third place in the East by squeaking past Navy, 50-49, after losing the opener, 70-56, to CCNY.

FEB. 28, 1949

Junior Don Rehfeldt takes 37 shots in a 70-47 trouncing of Iowa. Rehfeldt's 37 field goal attempts still stand as a single-game Wisconsin record.

SPRING, 1950

After being named the Big Ten's MVP, Don Rehfeldt becomes Wisconsin's last all-American to date. He finishes his career as the school's all-time leading scorer with 1,169 points. Rehfeldt also is picked second overall in the NBA Draft.

JAN. 3, 1953

Center Paul Morrow grabs what remains a school-record 30 rebounds in a 50-46 victory over Purdue.

JAN. 27, 1962

Despite Boilermaker Terry Dischinger's UW Field House-record 50 points, the Badgers defeat Purdue 89-86.

MARCH 3, 1962

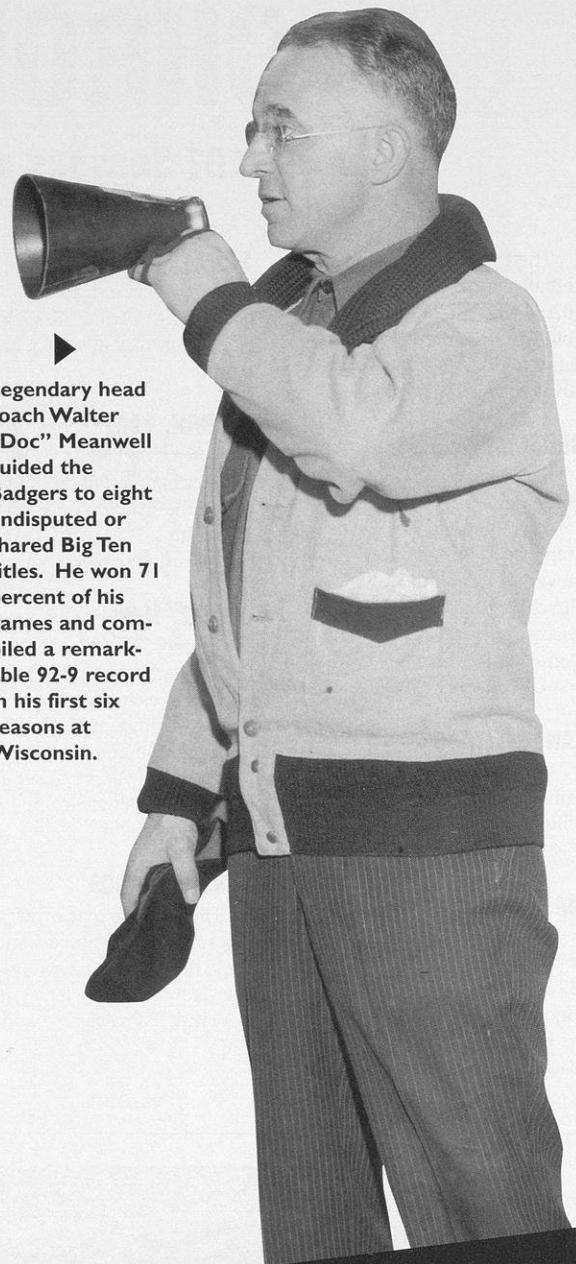
The Badgers defeat a top-ranked Ohio State squad (86-67) that features all-Americans John Havlicek and Jerry Lucas, as well as reserve forward Bob Knight. The powerful Buckeyes see their 47-game winning streak come to an end.

MARCH 11, 1963

Senior Ken Seibel earns the team's MVP award for the third consecutive season. He remains the Badgers' only three-time MVP.

MARCH 8, 1965

Ken Barnes scores a school-record 42 points, along with 23 rebounds, in a 92-73 loss to Indiana. Barnes' mark stands alone until Michael Finley matches it in December of 1994.



▶
Legendary head coach Walter "Doc" Meanwell guided the Badgers to eight undisputed or shared Big Ten titles. He won 71 percent of his games and compiled a remarkable 92-9 record in his first six seasons at Wisconsin.

Badger Milestone Victories			
No.	Date	Opp.	Score
1	2/23/1900	at Wayland Academy	25-15
100	1/13/12	Illinois	27-10
200	3/13/18	at Purdue	24-18
300	1/9/28	Michigan	26-22
400	2/29/36	Chicago	40-32
500	2/10/45	Michigan	55-44
600	12/19/53	at Louisiana State	82-66
700	2/23/65	Northwestern	93-87*
800	12/28/73	Southern Methodist	74-73
900	11/26/83	Florida A&M	100-56
1000	1/24/91	at Northwestern	74-57
1100	11/29/97	vs. Oklahoma	75-64

*overtime



MARCH 11, 1967

With 12 seconds remaining in the season finale against Illinois, sophomore Chuck Nagle makes a layup to tie Christian Steinmetz as the school's single-season scoring leader with 462 points. Fouled on the play, Nagle converts the free throw and sets the record.

DEC. 9, 1967

The Badgers set a school single-game scoring record with a 120-82 win over Southern Methodist.

MARCH 2, 1968

Senior Joe Franklin pulls down a career-high 27 rebounds in a 104-84 victory over Purdue — his final game at the UW Field House. Franklin ends his collegiate career one week later having amassed 858 boards for what still is a school-record 11.9 rebounds per game.

MARCH 9, 1968

Only one year after Chuck Nagle snaps Wisconsin's 62-year-old single-season scoring mark set by Christian Steinmetz, Joe Franklin registers 30 points in the season finale at Northwestern to finish the campaign with a school-best 544 points.

MARCH 13, 1971

Senior co-captain Clarence Sherrod scores 27 points in a season-ending loss at Michigan to finish the year with 570 points. It is the third time in five seasons that the Badgers have a new all-time single-season scoring leader.

JAN. 5, 1976

The Badgers record the greatest comeback in school history when they erase a 22-point (47-25) deficit and gain an 82-81 overtime victory over Ohio State at the UW Field House.

MARCH 3, 1979

Guard Wes Matthews hits a halfcourt shot as time expires as the Badgers defeat

Magic Johnson and eventual NCAA champion Michigan State 83-81 at the UW Field House.

DEC. 30, 1979

The Badgers connect on 32 of 43 field goal attempts (.744) to set a single-game school record and defeat Army 78-54.

MARCH 10, 1981

Claude Gregory scores 29 points and grabs 17 rebounds in his last game as a Badger. He leaves the school as Wisconsin's career leader in points (1,745) and rebounds (904).

DEC. 2, 1985

In a non-conference matchup with San Francisco State, senior Rick Olson makes 17 field goals in a 90-61 Badger victory. Olson's 17 field goals tops the previous school record of 16 set nearly 27 years earlier by Bob Litzow.

MARCH 9, 1986


Setting a school record by starting every game (112) in his four-year career, Rick Olson guides Wisconsin past Northwestern, 70-68. Olson scores 26 points in the game and misses becoming the school's career scoring leader by nine points. However, he does become the UW's single-season scoring champion with 571 points.

FEB. 16, 1987

In one of the most infamous games in school history, the Badgers take eventual NCAA champion Indiana to three overtimes before falling 86-85 at the UW Field House before a capacity crowd and national television audience.

MARCH 8, 1987

Mike Heineman scores 20 points, grabs seven rebounds and hands out nine assists in



Wisconsin's last all-American, Don Rehfeldt, visits with legendary Coach Harold "Bud" Foster.

his final game as a Badger. Heineman ends his career as Wisconsin's all-time assist leader with 388.

DEC. 14, 1988

The Badgers record the widest margin of victory in school history with an 89-34 win over Denver at the UW Field House.

MARCH 15, 1989

The Badgers, under Coach Steve Yoder, make their first-ever appearance in the National Invitation Tournament and defeat New Orleans, 63-61, at the UW Field House. It is Wisconsin's first postseason appearance since the 1947 NCAA Tournament.

MARCH 20, 1989

Danny Jones scores 24 points in the season finale against St. Louis. His 611 points establishes a new single-season school scoring record.

FEB. 15, 1990

Danny Jones snaps Wisconsin's career scoring

**UW Big Ten
Players of the Year**

1941	Gene Englund
1942	John Kotz
1947	Glen Selbo
1950	Don Rehfeldt

**UW Big Ten
Freshman of the Year**

1996	Sam Okey
------	----------

**UW Big Ten
Defensive Player
of the Year**

1999	Mike Kelley
------	-------------

mark against Ohio State. Jones ends his career with 1,854 points.

MARCH 13, 1991

The Badgers make their second NIT appearance in three years and defeat Bowling Green 87-79 (OT) at the UW Field House. Wisconsin, however, is eliminated from the tournament five days later by Stanford.


MARCH 25, 1992

Former New York Knicks coach Stu Jackson is hired as Wisconsin's 11th head coach.

FEB. 13, 1993

Sophomore Michael Finley goes head-to-head with Purdue all-American





► **Michael Finley is Wisconsin's career scoring leader with 2,147 points. He helped usher in a new era in Wisconsin basketball when the Badgers earned the UW's first NCAA bid in 47 years in '94.**

Glenn Robinson. Finley scores 33 points and adds a school-record 10 steals but the Boilermakers prevail 90-87 in double overtime behind Robinson's 42 points.

MARCH 17, 1993

Wisconsin qualifies for its third National Invitation Tournament in five years but loses 77-73 to Rice in the first round at the UW Field House.

NOV. 22, 1993

The Badgers are ranked 25th by the Associated Press, their first national ranking by the A.P. since January of 1976.

MARCH 17, 1994

Led by Michael Finley, Tracy Webster and Rashard Griffith, Coach Stu Jackson's Badgers defeat Cincinnati 80-

72 in the school's first NCAA Tournament game since 1947. Wisconsin is eliminated two days later by Missouri.

DEC. 10, 1994

Michael Finley scores a school record-tying 42 points in a 92-76 loss at Eastern Michigan. Finley registers 33 points in the second half to set the school mark for points in a half.

JAN. 14, 1995

Michael Finley breaks Danny Jones' school career scoring mark in the first half of the Badgers' 74-67 win at home over Minnesota. Finley goes on to finish his career with 2,147 points.

MARCH 31, 1995

Dick Bennett is hired from UW-Green Bay as

Wisconsin's 13th head coach, replacing Stan Van Gundy.

JUNE 28, 1995

Forward Michael Finley becomes Wisconsin's first first-round NBA draft choice since 1980 when he is selected 21st overall by Phoenix.

MARCH 13, 1996

Coach Dick Bennett's Badgers defeat Manhattan 55-42 in the first round of the National Invitation Tournament at the UW Field House. The Badgers are eliminated five days later by Illinois State.

JAN. 4, 1997

Wisconsin snaps a 31-game losing streak to Indiana with a 71-58 victory over the Hoosiers at the UW Field House. Wisconsin leads 17-0 before Indiana scores.

FEB. 26, 1997

Seven-foot center Paul Grant sets a school record with a 15-for-15 performance at the free throw line in a 49-48 victory over Iowa at the UW Field House.

MARCH 8, 1997

The Badgers lock up the school's second NCAA Tournament bid in 50 years with a 66-65 upset win over No. 2-ranked Minnesota at the UW Field House. It is the UW's first win over a first or second-ranked opponent since 1962. The win is the Badgers' 18th of the season and makes the '96-97 squad just the second in school history to win that many regular-season games.

MARCH 14, 1997

The Badgers lose 71-58 to Texas in the first round of the NCAA Tournament at Pittsburgh's Civic Arena.

JUNE 25, 1997

Paul Grant becomes UW's second first-round NBA draft choice in three years when he is selected 20th overall by Minnesota.

JAN. 14, 1998

The Badgers play the final game in the UW Field House and record a 76-57 win over Penn State.

JAN. 17, 1998

Wisconsin opens the new, \$76 million Kohl Center with a 56-33 triumph over Northwestern before 16,697 fans, including Sen. Herb Kohl.

DEC. 14, 1998

The Badgers enter the media and coaches top-25 polls for the first time since December of 1994.

DEC. 27, 1998

Wisconsin's 10th straight win gives the school a 12-1 record for only the second time since 1929-30.

JAN. 31, 1999

The Badgers achieve the school's highest national ranking (11th by A.P.) since 1962.

FEB. 13, 1999

Wisconsin wins its school-record 21st game of the season over Penn State.

MARCH 1, 1999

Sophomore guard Mike Kelley becomes the first Badger to be named Big Ten Defensive Player of the Year.

MARCH 7, 1999

UW receives its fifth NCAA Tournament bid and second in the four-year Dick Bennett era. The Badgers also earn their highest tournament seed (fifth) ever.



MARCH 12, 1999

The Badgers drop a 43-32 decision to Southwest Missouri State in the first round of the NCAA Tournament in Charlotte, N.C.



BADGERS & THE NBA

Year	Player	Team	Round	Overall
1950	Don Rehfeldt	Baltimore	1st	2nd
1952	Ab Nicholas	Milwaukee	—	Team's 5th pick
1954	Paul Morrow	Rochester	—	Team's 8th pick
	Ron Weisner	Milwaukee	—	Team's 12th pick
1955	Dick Cable	Milwaukee	—	Team's 2nd pick
1956	Dick Miller	New York	—	Team's 9th pick
1963	Ken Siebel	Baltimore	6th	47th
	Ron Jackson	Baltimore	9th	70th
1964	Jack Brens	New York	9th	73rd
1966	Ken Barnes	Baltimore	16th	109th
1968	Joe Franklin	Milwaukee	5th	63rd
1969	James Johnson	Boston	7th	93rd
	John Schell	Milwaukee	8th	100th
1970	Albert Henry	Philadelphia	1st	12th
1971	Clarence Sherrod	Chicago	8th	134th
1972	Gary Watson	Philadelphia	10th	146th
1974	Kim Hughes	Buffalo	3rd	45th
	Kerry Hughes	Cleveland	8th	129th
1976	Dale Koehler	Cleveland	8th	123rd
	Bob Johnson	Detroit	10th	161st
1980	Wes Matthews	Washington	1st	14th
	Joe Chnelich	New York	4th	82nd
1981	Claude Gregory	Washington	2nd	41st
	Larry Petty	Los Angeles	7th	157th
1984	Cory Blackwell	Seattle	2nd	29th
1985	Scott Roth	San Antonio	4th	81st
1986	Rick Olson	Houston	7th	158th
1987	J.J. Weber	Milwaukee	3rd	64th
1995	Michael Finley	Phoenix	1st	21st
	Rashard Griffith	Milwaukee	2nd	38th
1997	Paul Grant	Minnesota	1st	20th




Michael Finley joined NBA Commissioner David Stern (top) after the Badger star was chosen in the first round of the 1995 NBA Draft. Paul Grant, Wisconsin's most recent NBA Draft choice (1997), was selected by Minnesota and now plays for Milwaukee.



ALL-AMERICANS

First-team selections




Harold "Bud" Foster

- All-America center in 1930
- All-Big Ten in 1929 and 1930
- Played from 1928-30 and was team captain in 1930
- Played high school and junior college basketball in Mason City, Iowa, before enrolling at Wisconsin
- Went on to play professionally with Oshkosh All-Stars
- Served as head coach of the Badgers from 1935-59
- His squads won Big Ten titles in 1935, 1941 and 1947 and a national championship in 1941
- Posted 265-267 career record
- Member of Helms Basketball Hall of Fame, National Basketball Hall of Fame, Wisconsin State Athletic Hall of Fame and the University of Wisconsin Athletic Hall of Fame



CHRIS STEINMETZ SR.


- All-America guard as a senior in 1905
- Known as "The Father of Wisconsin Basketball"
- Played from 1902-05
- Captain of 1905 team that toured eastern United States, playing nine-game tour that helped popularize the game on campus
- Set UW single-season scoring mark of 462 points in 1905
- Scored a single-game high of 50 points in opening game of his senior season (1904-05)
- Had a record 20 field goals vs. Beloit College and made 26 free throws vs. the Two Rivers Athletic Club
- Member of National Basketball and Wisconsin State Halls of Fame
- Native of Milwaukee, Wis.



GEORGE LEVIS

- All-American in 1916
- All-Big Ten in 1915 and 1916
- Played from 1915-17
- Member of 1916 squad that posted 20-1 record and won Big Ten championship
- Led the Big Ten with 109 points in 12 games in 1916
- Also an outstanding baseball player at Wisconsin
- Coached Indiana University basketball team in 1921 and 1922, posting a record of 25-16
- His family started Illinois Glass Company and George played a prominent role in developing basketball's glass backboards
- A native of Madison, Wis.






JOHN KOTZ

- All-America forward in 1942
- All-Big Ten in 1941 and 1942
- Played from 1941-43
- Sophomore member of 1941 Big Ten and NCAA championship team
- Named outstanding player in 1941 NCAA championship game
- Led Big Ten in scoring with 242 points in 1942
- Team and Big Ten MVP in 1942
- Captain of 1943 squad
- Graduated as school's career scoring leader (841)
- Native of Rhinelander, Wis.

Mason Honored

Guard Sean Mason earned honorable mention all-America kudos from the Associated Press last season. He was the first Badger to do so since Michael Finley ('95).



DON REHFELDT

All-America center in 1950 ... all-Big Ten in 1949 and 1950 ... led Big Ten in scoring in 1949 (229 points) and 1950 (265) ... team MVP in 1949 and 1950 and Big Ten MVP in 1950 ... graduated as school's career scoring leader (1,169) ... second player picked in 1950 NBA draft (by Baltimore Bullets) ... member of Illinois Basketball Coaches Hall of Fame ... a native of Chicago, Ill.

GENE ENGLUND

- All-America center in 1941
- All-Big Ten in 1940 and 1941
- Wisconsin and Big Ten MVP in 1941
- Captain of 1941 squad that won Big Ten and NCAA championships
- Also set Big Ten scoring record with 162 points in 1941
- Led Badgers in scoring in 15 of 23 games in 1941
- Played from 1939-41
- A native of Kenosha, Wis.



HONORS & AWARDS

NAISMITH HALL OF FAME

- 1959 Dr. Walter Meanwell
 1959 Harold Olsen
 1959 Chris Steinmetz Sr.
 1964 Harold Foster

Years indicate year of induction

ALL-AMERICA (1ST TEAM)

- 1905 Chris Steinmetz Sr.
 1916 George Levis
 1930 Harold Foster
 1941 Gene Englund
 1942 John Kotz
 1950 Don Rehfeldt

HELMS FOUNDATION PLAYER OF THE YEAR

- 1905 Chris Steinmetz Sr.
 1912 Otto Stangel
 1916 George Levis
 1918 William Chandler

NCAA TOURNAMENT MVP

- 1941 John Kotz

TEAM USA

- 1993 Michael Finley

WORLD UNIVERSITY GAMES

- 1993 Michael Finley, USA
 1997 Hennssy Auriantal, Canada

GOODWILL GAMES

- 1994 Michael Finley, USA

BIG TEN MVP

- 1941 Gene Englund
 1942 John Kotz
 1947 Glen Selbo
 1950 Don Rehfeldt

BIG TEN FRESHMAN OF THE YEAR

- 1996 Sam Okey

BIG TEN DEFENSIVE PLAYER OF THE YEAR


- 1999 Mike Kelley

ALL-BIG TEN

- 1907 Arthur Frank
 Charles Scribner
 1908 Hugh Harper
 Helmer Swenholt
 1911 Walter Scoville
 1912 Walter Scoville
 Otto Stangel
 1913 Carl Harper

- Allen Johnson
 Eugene Van Gent
 John Van Riper
 1914 Carl Harper
 Eugene Van Gent
 1915 George Levis
 1916 William Chandler
 George Levis
 Harold Olsen
 1917 William Chandler
 Paul Meyers
 Harold Olsen
 1923 Gus Tebell
 Rollie Williams
 1924 Marshall Diebold
 1925 Marshall Diebold
 1928 George Hotchkiss
 1929 Ed Chmielewski
 Harold Foster
 1930 Ed Chmielewski
 Harold Foster
 1934 Rolf Poser
 1935 Gilbert McDonald
 Rolf Poser
 1938 Hod Powell
 1940 Gene Englund
 1941 Gene Englund
 John Kotz
 1942 John Kotz
 1947 Bob Cook
 Walt Lautenbach
 Glen Selbo
 1948 Bob Cook (2)
 Don Rehfeldt (2)
 1949 Don Rehfeldt (1)
 1950 Don Rehfeldt (1)

- 1951 Ab Nicholas (1)
 1952 Ab Nicholas (1)
 1953 Dick Cable (HM)
 Paul Morrow (HM)
 Charles Seifert (HM)
 1954 Dick Cable (HM)
 Paul Morrow (HM)
 Ron Weisner (HM)
 1955 Dick Cable (HM)
 1956 Dick Miller (2)
 1957 Bob Litzow (3)
 1958 Walt Holt (HM)
 Bob Litzow (HM)
 1959 Jim Biggs (HM)
 1960 Tom Hughbanks (HM)
 1961 Tom Hughbanks (HM)
 Ron Jackson (HM)
 Ken Seibel (HM)
 1962 Ken Seibel (2)
 Mike O'Melia (3)
 Don Hearnden (HM)
 Tom Hughbanks (HM)
 1963 Ken Seibel (2)
 Jack Brens (3)
 1964 Jack Brens (HM)
 1965 Jim Bohem (HM)
 Mark Zubor (HM)
 1966 Joe Franklin (HM)
 1967 Chuck Nagle (2)
 Joe Franklin (3-UPI, HM-A.P.)
 1968 Joe Franklin (1)
 James Johnson (HM)
 1969 Clarence Sherrod (HM)
 James Johnson (HM)
 Clarence Sherrod (2)
 1970 Al Henry (HM)
 Clarence Sherrod (2)
 Leon Howard (HM)
 1972 Leon Howard (2)
 1973 Leon Howard (HM)
 1974 Gary Anderson (2-A.P.)
 Kim Hughes (3-UPI)
 Dale Koehler (HM-UPI)
 1975 Dale Koehler (HM)
 Bruce McCauley (HM)
 1976 Dale Koehler (3-UPI, HM-A.P.)
 1977 James Gregory (HM)
 Bob Falk (HM)
 1978 Arnold Gaines (HM-A.P.)
 1979 Wes Matthews (HM)
 Joe Chnelich (HM-A.P.)
 Claude Gregory (HM-A.P.)
 Larry Petty (HM-A.P.)
 1980 Wes Matthews (2)
 Claude Gregory (3-UPI)
 Joe Chnelich (HM-A.P.)
 Claude Gregory (HM-A.P.)
 1981 Claude Gregory (2)
 Larry Petty (HM)
 John Bailey (HM-A.P.)
 1982 Brad Sellers (HM)



Glen Selbo was the 1947 Big Ten MVP.



- John Bailey (HM-A.P.)
- 1983 Brad Sellers (2-A.P., HM-UPI)
- 1984 Rick Olson (HM-A.P.)
Scott Roth (HM-A.P.)
- 1985 Scott Roth (2)
- 1986 Rick Olson (3-UPI, HM-A.P.)
J.J. Weber (HM-A.P.)
- 1987 J.J. Weber (2-UPI, HM-A.P.)
Mike Heineman (HM-A.P.)
Trent Jackson (HM-A.P.)
- 1988 Trent Jackson (3-UPI, HM-A.P.)
Danny Jones (HM-A.P.)
- 1989 Danny Jones (2)
Trent Jackson (2-A.P., 3-UPI)
Tom Molaski (HM-A.P.)
- 1990 Danny Jones (2-M, 3-C)
- 1991 Patrick Tompkins (1-M, 2-C)
Willie Simms (HM)
- 1992 Tracy Webster (2)
Michael Finley (HM-M)
- 1993 Michael Finley (1)
Tracy Webster (3)
- 1994 Michael Finley (2)
Tracy Webster (HM)
- 1995 Michael Finley (1-C, 2-M)
Rashard Griffith (1-M, 2-C)
- 1996 Sam Okey (HM-C)
- 1997 Sam Okey (2-M, 3-C)
Paul Grant (HM)
- 1998 Sean Mason (HM)
- 1999 Sean Mason (2)
Ty Calderwood (3-M)

ACADEMIC ALL-BIG TEN

- 1967 Chuck Nagle
- 1970 Clarence Sherrod
- 1972 Lee Oler
- 1974 Gary Anderson
- 1978 Bill Pearson
- 1982 Steve Jacobson
- 1985 Rod Ripley
- 1986 Rod Ripley
- 1987 Rod Ripley
- 1988 Rob Willey
- 1990 Billy Douglass
- 1991 Damon Harrell
Grant Johnson
Jay Peters
- 1992 Damon Harrell
Grant Johnson
Jay Peters
Jeff Petersen
- 1993 Chris Conger
Damon Harrell
Grant Johnson
Jeff Petersen
- 1994 Chris Conger
Grant Johnson
Jeff Petersen
- 1996 Shawn Carlin
- 1997 Hennssy Auriantal
Paul Grant
Mike Kosolcharoen
- 1998 Brian Vraney
- 1999 Hennssy Auriantal
Mike Kelley
Andy Kowske

BADGER AWARD

(Player who best exemplifies the qualities of humility, passion, unity, servanthood and thankfulness, both on and off the court)

- 1996 Hennssy Auriantal
- 1997 Paul Grant
- 1998 Sean Daugherty
- 1999 Mike Kelley
Andy Kowske

SCHOLAR-ATHLETE AWARD

- 1996 Shawn Carlin
- 1997 Paul Grant
- 1998 Hennssy Auriantal
- 1999 Andy Kowske

RED TEAM AWARD


(Player(s) who is commended for his effort as a member of the "red team," which competes against the starters in practice)

- 1996 Mike Kosolcharoen
Brian Vraney
- 1997 David Burkemper
Brian Vraney
- 1998 David Burkemper
Brian Vraney
- 1999 David Burkemper


FREE THROW LADDER AWARD

(Player who wins the team's season-long, free throw shooting competition during practice)

- 1996 Sean Daugherty
- 1997 Ty Calderwood
- 1998 Hennssy Auriantal
- 1999 Ty Calderwood



David Burkemper is a three-time winner of the Red Team Award.



Sean Daugherty won the prestigious Badger Award in 1998.

BIG TEN PLAYER OF THE WEEK

- '82-83 Brad Sellers (Jan. 24)
- '83-84 Rick Olson (Jan. 16)
- '85-86 Rick Olson (Feb. 17)
- '87-88 Byron Robinson (Jan. 5)
- '88-89 Trent Jackson (Feb. 21)
- '92-93 Michael Finley (Jan. 25)
Michael Finley (March 1)
- '93-94 Michael Finley (Jan. 10)
- '96-97 Sam Okey (Dec. 16)
- '98-99 Sean Mason (Dec. 28)

TEAM MVP

- 1941 Gene Englund
- 1942 John Kotz
- 1943 Bob Sullivan
- 1944 Ray Patterson
- 1945 Ray Patterson
- 1946 Bob Cook
- 1947 Glen Selbo
- 1948 Bob Cook
- 1949 Don Rehfeldt


- 1950 Don Rehfeldt
- 1951 Ab Nicholas
- 1952 Ab Nicholas
- 1953 Charles Siefert
- 1954 Paul Morrow
- 1955 Dick Cable
- 1956 Dick Miller
- 1957 Bob Litzow
- 1958 Walter Holt
- 1959 Bob Barneson
- 1960 Fred Clow
- 1961 Ken Siebel
- 1962 Ken Siebel
- 1963 Ken Siebel
- 1964 Ken Gustafson
- 1965 Jim Bohlen
- 1966 Paul Morenz
- 1967 Joe Franklin
- 1968 Joe Franklin
- 1969 James Johnson
- 1970 Albert Henry
- 1971 Glen Richgels
- 1972 Leon Howard



- 1973 Leon Howard
 - Kim Hughes
 - 1974 Gary Anderson
 - Kim Hughes
 - 1975 Dale Koehler
 - 1976 Dale Koehler
 - 1977 Bob Falk
 - 1978 Arnold Gaines
 - 1979 Wes Matthews
 - 1980 Joe Chrnlich
 - 1981 Claude Gregory
 - 1982 John Bailey
 - 1983 Cory Blackwell
 - 1984 Cory Blackwell
 - 1985 Scott Roth
 - 1986 Rick Olson
 - 1987 J.J. Weber
 - 1988 Trent Jackson
 - 1989 Trent Jackson
 - 1990 Danny Jones
 - 1991 Patrick Tompkins
 - 1992 Tracy Webster
 - 1993 Michael Finley
 - 1994 Michael Finley
 - 1995 Rashard Griffith
- No MVP named from 1996-99

CAPTAINS

- 1899 Walter Hirschberg
- 1900 Walter Hirschberg
- 1901 Walter Hirschberg
- 1902 Henry Helmholz
- 1903 John Potter
- 1904 Harvey Schofield
- 1905 Chris Steinmetz Sr.
- 1906 James Bush
- 1907 Charles Scribner
- 1908 Harlan Rogers
- 1909 Helmer Swenholt
- 1910 William Witt
- 1911 Albert Birch
- 1912 Walter Scoville
- 1913 Jahn Van Riper
- 1914 Eugene Van Gent
- 1915 E.O. Lange
- 1916 Mel Haas
- 1917 George Levis
- Harold Olsen
- 1918 William Chandler
- 1919 Anthony Zulfer
- 1920 Harold Knapp
- 1921 Warren Taylor
- 1922 Duke Caesar
- 1923 Gus Tebell
- 1924 Douglas Gibson
- 1925 Marshall Diebold
- 1926 Henry Brooks
- 1927 Rollie Barnum
- Ralph Merkel
- 1928 Louis Behr
- 1929 John Doyle
- Elmer Tenhopen
- 1930 Harold Foster
- 1931 Ed Chmielewski
- John Paul
- 1932 Marvin Steen
- 1933 Ray Wickman



Danny Jones, Trent Jackson and Tom Molaski served as tri-captains for the 1988-89 Wisconsin squad. That team, under coach Steve Yoder, compiled an 18-12 overall record and made an appearance in the NIT.

- 1934 Rolf Poser
- 1935 Rolf Poser
- 1936 Edward Stege
- 1937 Gordy Fuller
- 1938 Howard Powell
- George Rooney
- 1939 Byron Bell
- David Dupee
- Robert Weigandt
- 1940 Walter Anderson
- John Rundell
- 1941 Gene Englund
- 1942 Robert Alwin
- 1943 John Kotz
- 1944 Ray Patterson
- 1945 Ray Patterson
- 1946 Eugene Mathews
- 1947 Walter Lautenbach
- 1948 Edward Mills
- 1949 Douglas Rogers
- 1950 Robert Mader
- 1951 James Van Dien
- 1952 Edward Carpenter
- 1953 Charles Siefert
- Thomas Ward
- 1954 Robert Weber
- 1955 Richard Cable
- 1956 Richard Jorgensen
- 1957 Glenn Borland
- 1958 Glenn Borland
- 1959 Robert Barneson
- 1960 Robert Barneson
- 1961 James Biggs
- 1962 Thomas Hughbanks
- 1963 Thomas Gwyn
- 1964 Michael O'Melia
- 1965 James Bohlen
- 1966 Kenneth Gustafson
- Mark Zubor
- 1967 Dennis Sweeney
- 1968 Michael Carlin
- Joe Franklin
- 1969 James Johnson
- John Schell
- 1970 Al Henry
- 1971 Dennis Conlon
- Clarence Sherrod
- 1972 Robert Frasor
- 1973 Leon Howard
- 1974 Kim Hughes
- 1975 Dale Koehler
- 1976 Dale Koehler
- 1977 Pete Brey
- 1978 James Smith III
- 1979 Joe Chrnlich
- Arnold Gaines
- 1980 Joe Chrnlich
- Robert Jenkins
- 1981 Dan Hastings
- 1982 John Bailey
- Steve Jacobson
- Gary Zinkgraf
- 1983 Greg Dandridge
- 1984 Cory Blackwell
- Scott Roth
- 1985 Scott Roth
- 1986 Jay Laszewski
- Rick Olson
- Gregg Steinhaus
- 1987 Mike Heineman
- Rod Ripley
- J.J. Weber
- 1988 Tom Molaski
- Rodney Tapp
- 1989 Trent Jackson
- Danny Jones
- Tom Molaski
- 1990 Danny Jones
- Tim Locum
- Kurt Portmann
- 1991 John Ellenson
- Tim Locum
- Willie Simms
- Patrick Tompkins
- 1992 Billy Douglass
- Tracy Webster
- 1993 Tracy Webster
- 1994 Tracy Webster
- Michael Finley
- 1995 Michael Finley
- 1996 Osita Nwachukwu
- 1997 Paul Grant
- 1998 Ty Calderwood
- Sean Daugherty
- Sean Mason
- 1999 David Burkemper



NATIONAL CHAMPIONS


Defeated Washington State to win the



**1911-12
Helms Foundation
National Champs**



**1913-14
Helms Foundation
National Champs**




**1915-16
Helms Foundation
National Champs**



NCAA TOURNAMENT

Wisconsin's All-time NCAA Tournament Roster

Alwin, Robert	'41
Auriantal, Hennssy	'97, '99
Bryant, Jon	'99
Burkemper, David	'97
Calderwood, Ty	'97, '99
Coleman, Booker	'97
Cook, Robert	'47
Daugherty, Sean	'97
Davis, Travon	'99
Duany, Duany	'97, '99
Englund, Gene	'41
Epperson, Charles	'41
Falls, Richard	'47
Finley, Michael	'94
Grant, Paul	'97
Griffith, Rashard	'94
Haarlow, Robert	'47
Hertz, Gilman	'47
Hoskins, Darnell	'94
Johnsen, Jason	'94
Johnson, Grant	'94
Kelley, Brian	'94
Kelley, Mike	'99
Kilbride, Andy	'94
Kosolcharoen, Mike	'97
Kotz, John	'41
Kowske, Andy	'99
Krueger, Robert	'47
Lautenbach, Walter	'47
Linton, Maurice	'99
Mader, Robert	'47
Mason, Sean	'99
Meiners, Matt	'97
Menzel, Exner	'47
Mills, Edward	'47
Okey, Sam	'97
Petersen, Jeff	'94
Pokrzywinski, Larry	'47
Quest, Matt	'97
Rehfeldt, Donald	'47
Rehm, Frederick	'41
Roberts, Jalil	'94
Schrage, Warren	'41
Scott, Harlo	'41
Selbo, Glen	'47
Shafer, Adam	'97
Strain, William	'41
Timmerman, Donald	'41
Vershaw, Mark	'99
Vraney, Brian	'97
Webster, Tracy	'94
Wills, Charlie	'99



Dick Bennett has taken the Badgers to the NCAA Tournament twice in the last three seasons.

All-time UW Results

1941

East Regional, 1st Round (Madison, Wis.)
Wisconsin 51, Dartmouth 50
East Regional Championship (Madison, Wis.)
Wisconsin 36, Pittsburgh 30
NCAA Championship (Kansas City, Mo.)
Wisconsin 39, Washington State 34

1947

East Regional, 1st Round (New York, N.Y.)
CCNY 70, Wisconsin 56
East Regional Consolation (New York, N.Y.)
Wisconsin 50, Navy 49

1994

West Regional, 1st Round (Ogden, Utah)
Wisconsin 80, Cincinnati 72
West Regional, 2nd Round (Ogden, Utah)
Missouri 109, Wisconsin 96

1997

East Regional, 1st Round (Pittsburgh, Pa.)
Texas 71, Wisconsin 58

1999

East Regional, 1st Round (Charlotte, N.C.)
Southwest Missouri State 43, Wisconsin 32

Badger NCAA Tournament Records

INDIVIDUAL

Points

36, Michael Finley vs. Missouri, 1994

Field Goals

10, Tracy Webster vs. Missouri, 1994

Field Goal Attempts

22, John Kotz vs. Washington State, 1941

Field Goal Pct. (min. 10 att.)

.538 (7-13), Michael Finley vs. Cincinnati, 1994

Three-point Field Goals

7, Tracy Webster vs. Missouri, 1994

Three-point Field Goal Attempts

13, Tracy Webster vs. Missouri, 1994

Three-point Field Goal Pct. (min. 6 att.)

.538 (7-13), Tracy Webster vs. Missouri, 1994

Free Throws

13, Michael Finley vs. Missouri, 1994

Free Throw Attempts

14, Michael Finley vs. Missouri, 1994

14, Rashard Griffith vs. Cincinnati, 1994

Free Throw Percentage (min. 10 att.)

.929 (13-14), Michael Finley vs. Missouri, 1994

Rebounds

15, Rashard Griffith vs. Cincinnati, 1994

Assists

7, Tracy Webster vs. Missouri, 1994

Blocks

2, Grant Johnson vs. Missouri, 1994

Steals

4, Tracy Webster vs. Missouri, 1994

TEAM

Points

96 vs. Missouri, 1994

Field Goals

28 vs. Missouri, 1994

Field Goal Attempts

67 vs. Missouri, 1994

67 vs. Washington State, 1941

Field Goal Percentage

.455 (25-55) vs. Cincinnati, 1994

Three-point Field Goals

15 vs. Missouri, 1994

Three-point Field Goal Attempts

37 vs. Missouri, 1994

Three-point Field Goal Pct. (min. 8 att.)

.405 (15-37) vs. Missouri, 1994

Free Throws

25 vs. Missouri, 1994

Free Throw Attempts

35 vs. Missouri, 1994

Free Throw Percentage (min. 12 att.)

.759 (22-29) vs. Cincinnati, 1994

Rebounds

40 vs. Cincinnati, 1994

Assists

15 vs. Cincinnati, 1994

15 vs. Texas, 1997

Blocks

4 vs. Missouri, 1994

Steals

9 vs. Cincinnati, 1994




'41

Led by Tournament MVP John Kotz and Big Ten MVP Gene Englund, Wisconsin defeated Washington State to win the 1941 NCAA title. The victory capped a season-ending 15-game winning streak.



Wisconsin's 1940-41 starting five: Chuck Epperson, Gene Englund, Ted Strain, John Kotz and Fred Rehm.




Coach Bud Foster is carried on the shoulders of his players after winning the 1941 NCAA title.

Led by a pair of all-Americans — Gene Englund and John Kotz — and a defense-minded coach (Bud Foster) who taught a disciplined brand of basketball, Wisconsin won its only NCAA basketball title in 1941.

The Badgers opened the season with three straight wins, but dropped three of their next five games, including a 44-27 setback at Minnesota to open the conference season.

But the UW bounced back from the loss to the Gophers and won its last 15 consecutive games, including a three-game run through the NCAA Tournament that culminated with a 39-34 victory over Washington State in the championship game.



THE 1941 NCAA CHAMPIONS: (Front, L-R) Bob Alwin, Bob Sullivan, Fred Rehm, John Kotz, Gene Englund, Charles Epperson, Ted Strain, Harlo Scott, Ed Scheiwe. (Back, L-R) Manager Morris Bradley, Trainer Walter Bakke, Ted Downs, Bob Roth, George Affeldt, Warren Schrage, Don Timmerman, Ted Deppe, John Lynch, Ed Jones, Coach Bud Foster, Asst. Coach Fred Wegner.



NCAA BOXSCORES

WISCONSIN 51 • DARTMOUTH 50

March 21, 1941 • Madison, Wis. • UW Field House (12,500)

The Badgers began their quest for the national championship by rallying in the second half to down Dartmouth in the NCAA East Regional at the UW Field House. The lead changed hands four times in the first half before Dartmouth assumed a 24-22 lead at intermission. The Big Green managed to stay ahead or even through the first 15 minutes of the second half. The score was knotted at 42-42 with about eight minutes left when three-time Ivy League scoring champion Gus Broberg scored inside to give Dartmouth a 44-42 lead. The Badgers tied it again on a hook shot by Charles Epperson, then took their first lead since early in the game on an inside basket by Gene Englund. Englund scored again minutes later, and John Kotz added a pair of free throws to put Wisconsin up 51-46 with just over a minute remaining. Dartmouth scored the game's final four points, including a desperation field goal from near half-court as the final gun sounded. Englund and Kotz finished with 18 and 15 points, respectively, to lead the Badgers, while Broberg paced Dartmouth with 20 points.

DARTMOUTH	FG	FT	PTS
Broberg	9-33	2-2	20
Munroe	7-15	1-2	15
Olsen	1-11	0-1	2
Pearson	0-4	1-1	1
Skaug	4-13	2-3	10
Eise	0-2	0-0	0
Shaw	0-0	0-1	0
Parmer	1-2	0-0	2
Horner	0-0	0-0	0
TOTALS	22-80	6-10	50
	(.275)	(.600)	

WISCONSIN	FG	FT	PTS
Kotz	5-10	5-9	15
Epperson	4-11	0-0	8
Englund	6-21	6-7	18
Strain	0-6	1-3	1
Rehm	2-5	5-5	9
Timmerman	0-0	0-0	0
Alwin	0-0	0-0	0
TOTALS	17-53	17-24	51
	(.321)	(.708)	

SCORING BY HALVES			
Dartmouth	24	26	50
Wisconsin	22	29	51

WISCONSIN 36 • PITTSBURGH 30

March 22, 1941 • Madison, Wis. • UW Field House (14,000)

Wisconsin avenged a 36-34 home loss to Pittsburgh earlier in the season with a 36-30 victory over the Panthers in the NCAA East Regional title game at the UW Field House. The Badgers jumped to a 10-5 lead and were in front 12-9 before Pittsburgh's Eddie Straloski scored six straight points to give the Panthers a 15-12 lead. Pittsburgh led 18-14 at halftime and built its lead to 23-18 early in the second period. The Badgers scored the next six points to go up 24-23, getting a basket from Gene Englund and a field goal and two free throws from John Kotz. They built the lead to 29-25 and eventually extended the margin to 36-26 to win handily. Wisconsin outscored the Panthers 16-6 from the free throw line, going to the stripe 20 times compared to Pittsburgh's seven. Englund was 7 of 8 from the line and finished with 11 points, while Kotz made all four charity tosses and totaled 10 points. Straloski paced the Panthers with 12 points.

PITTSBURGH	FG	FT	PTS
Straloski	6-21	0-0	12
Klein	0-3	0-0	0
Kocheran	1-11	2-2	4
Port	1-4	2-3	4
Milanovich	2-4	0-0	4
Pafrath	1-5	1-1	3
Malarkey	1-8	1-1	3
Ziolkowski	0-5	0-0	0
Egan	0-2	0-0	0
TOTALS	12-63	6-7	30
	(.190)	(.857)	

WISCONSIN	FG	FT	PTS
Kotz	3-18	4-4	10
Epperson	2-6	3-4	7
Englund	2-11	7-8	11
Timmerman	0-0	0-1	0
Strain	2-4	0-1	4
Rehm	1-2	2-2	4
Scott	0-2	0-0	0
TOTALS	10-43	16-20	36
	(.233)	(.800)	

SCORING BY HALVES			
Pittsburgh	18	12	30
Wisconsin	14	22	36

WISCONSIN 39 • WASHINGTON STATE 34

March 29, 1941 • Kansas City, Mo. • Municipal Aud. (7,219)

Wisconsin's 15th consecutive win — a five-point decision over Washington State — netted the Badgers the NCAA crown. The Cougars led 10-8 and 12-9, but the Badgers rallied to take a 13-12 lead on a pair of baskets by John Kotz and never trailed again. Wisconsin took a 21-17 lead to the locker room at halftime. Kirk Gebert scored Washington State's first three field goals in the second period to help the Cougars pull even at 24-24, but free throws by Kotz and Ted Strain and baskets by Gene Englund and Charles Epperson gave the Badgers a comfortable 30-24 lead. Gebert pitched in three more field goals to help the Cougars narrow the margin to 34-32, but the Badgers nailed down the title on a field goal by Kotz and a free throw by Strain. Englund had 13 points to pace the victors, while Kotz totaled 12 points and was selected tournament MVP. Gebert led the Cougars with a game-high 21 points. Wisconsin ended the season with a 20-3 record.

WSU	FG	FT	PTS
Gentry	0-7	1-2	1
Gilberg	1-7	0-2	2
Butts	1-6	1-1	3
Lindeman	0-5	3-4	3
Zimmerman	0-1	0-0	0
Gebert	10-24	1-2	21
Hunt	0-3	0-0	0
Sundquist	2-9	0-0	4
Hooper	0-1	0-0	0
TOTALS	14-63	6-11	34
	(.222)	(.545)	

WISCONSIN	FG	FT	PTS
Epperson	2-13	0-0	4
Schrage	0-0	0-0	0
Kotz	5-22	2-3	12
Englund	5-12	3-3	13
Timmerman	1-2	0-0	2
Rehm	2-10	0-1	4
Strain	0-7	2-2	2
Alwin	1-1	0-0	2
TOTALS	16-67	7-9	39
	(.239)	(.778)	

SCORING BY HALVES			
Washington State	17	17	34
Wisconsin	21	18	39



CCNY 70 • WISCONSIN 56

March 20, 1947 • New York, N.Y. • Madison Sq. Garden (18,000)

City College of New York ended Wisconsin's dreams of a second national championship with an impressive second-half rally that carried it to a 70-56 win at Madison Square Garden in the opening round of the East Regional. The Badgers seemed in complete command in the first half, jumping to a 13-2 lead, extending the edge to 26-10 and cruising to a 37-27 halftime advantage. The second half, however, was dominated by CCNY. The Beavers began with a 12-2 run that tied the game at 39-39. The lead see-sawed for a few minutes before City College took the lead for good at 48-47. The Beavers pulled steadily away from there and rolled to an easy victory. The victors outscored Wisconsin 43-19 in the final period, including a 24-9 run during one stretch. Irwin Dambrot led CCNY with a game-high 16 points, including 11 in the second half, while Exner Menzel paced the Badgers with 15 points.

CCNY	FG	FT	PTS
Trubowitz	0	0-0	0
Galiber	0	4-6	4
Dambrot	6	4-5	16
Malamed	6	1-1	13
Shapiro	0	1-2	1
Finestone	4	1-1	9
Farbman	2	2-3	6
Schmones	3	1-2	7
Jameson	5	0-0	10
Finger	2	0-0	4
TOTALS	28	14-20	70
		(.700)	

WISCONSIN	FG	FT	PTS
Cook	5	3-4	13
Menzel	5	5-8	15
Falls	0	0-0	0
Pokrzywinski	0	0-0	0
Hertz	1	0-0	2
Mills	2	2-3	6
Rehfeldt	2	0-2	4
Haarlow	0	1-1	1
Selbo	6	0-0	12
Lautenbach	1	0-0	2
Krueger	0	1-1	1
Mader	0	0-0	0
TOTALS	22	12-19	56
		(.632)	

SCORING BY HALVES			
CCNY	27	43	70
Wisconsin	37	19	56

WISCONSIN 50 • NAVY 49

March 22, 1947 • New York, N.Y. • Madison Sq. Garden (NA)

Glen Selbo's basket in the final seconds propelled the Badgers to a 50-49 win over the Midshipmen in the East Regional consolation game. Wisconsin led by as many as eight points in the first half and held a 29-24 lead at intermission, but the Middies rallied and went ahead 36-35 on a rebound basket by Bobby Searle and a free throw by Charles Sheehan. Bobby Cook put the Badgers back in front with a long basket and a free throw. Wisconsin extended the lead to 45-38 and appeared in command until Navy staged one final rally and cut the margin to 48-47. A rebound basket by Johnny Barrow pushed Navy in front, 49-48, setting the stage for Selbo's game-winner. Cook led the Badgers with a game-high 21 points, while Ken Shugart and Cy Waldrop paced the Navy attack with 14 and 13 points, respectively. Wisconsin ended the season with a 16-6 record.

NAVY	FG	FT	PTS
Robbins	2	0-0	4
Shugart	6	2-2	14
Waldrop	6	1-2	13
Barrow	2	1-2	5
Dick	0	1-1	1
Searle	3	1-3	7
Sheehan	1	1-2	3
Woods	0	0-0	0
Rensberger	0	0-1	0
Eliopolus	1	0-0	2
TOTALS	21	7-13	49
		(.538)	

WISCONSIN	FG	FT	PTS
Cook	10	1-1	21
Menzel	2	1-2	5
Mills	0	2-3	2
Selbo	3	2-4	8
Lautenbach	2	2-2	6
Rehfeldt	1	0-0	2
Haarlow	2	2-4	6
TOTALS	20	10-16	50
		(.625)	

SCORING BY HALVES			
Navy	24	25	49
Wisconsin	29	21	50

WISCONSIN 80 • CINCINNATI 72

March 17, 1994 • Ogden, Utah • Dee Events Center (12,126)

Playing in their first NCAA Tournament since 1947, the ninth-seeded Badgers posted a first-round victory over 25th-ranked and eighth-seeded Cincinnati. Wisconsin was led by Michael Finley (22 points, four assists, three steals) and Rashard Griffith (22 points, 15 rebounds). Griffith, who entered the game as a 56 percent free throw shooter, was 12 of 14 from the line. The Badgers jumped to a 10-2 lead, extended the advantage to 36-23 and were up 40-32 at halftime. Cincinnati rallied to take a 55-54 lead with just under 10 minutes left, but the Badgers went on a 22-12 run to put the game out of reach. Wisconsin outshot Cincinnati .455-.381 from the field and outrebounded the Bearcats 40-38. Freshman Dontonio Wingfield paced Cincinnati with 20 points and 10 rebounds.

WISCONSIN	MP	FG	3P	FT	R	F	A	T	O	B	S	TP
Kelley	17	1-4	0-0	1-3	3	4	0	1	0	1	0	3
Roberts	16	3-4	2-2	1-2	2	1	1	1	0	0	0	9
Hoskins	12	1-1	0-0	2-2	1	0	1	1	0	1	0	4
Webster	30	2-9	0-4	0-0	3	1	6	3	0	2	4	
Kilbride	30	2-8	2-8	2-2	5	5	1	2	0	2	8	
Finley	34	7-13	4-8	4-5	3	3	4	3	1	3	22	
Johnson	3	0-0	0-0	0-0	0	1	0	0	0	0	0	0
Griffith	37	5-9	0-0	12-14	15	0	2	4	1	0	22	
Petersen	21	4-7	0-0	0-1	7	1	0	1	0	0	8	
team					1					0		
TOTALS	200	25-55	8-22	22-29	40	16	15	16	2	9	80	
		(.455)	(.364)	(.759)								

UC	MP	FG	3P	FT	R	F	A	T	O	B	S	TP
Flint	35	5-11	1-5	0-0	4	1	2	6	0	2	11	
Wingfield	28	7-17	1-7	5-6	10	4	1	1	1	0	20	
Wright	1	0-0	0-0	0-0	0	0	0	0	0	0	0	0
Gregor	21	4-5	0-0	2-2	5	2	2	1	1	2	10	
Durden	31	3-7	3-6	6-7	2	3	1	2	0	3	15	
Harris	18	2-6	0-0	0-0	4	4	1	1	0	4	4	
Burton	21	0-5	0-1	3-3	1	4	0	1	0	2	3	
Julson	2	0-1	0-0	0-0	2	2	0	0	1	0	0	0
Bostic	26	3-7	0-0	2-2	4	3	1	1	1	1	8	
Jacobs	17	0-4	0-0	1-2	3	1	0	0	0	0	1	
team					3					0		
TOTALS	200	24-63	5-19	19-22	38	24	8	13	4	14	72	
		(.381)	(.263)	(.864)								

SCORING BY HALVES			
Wisconsin	40	40	80
Cincinnati	32	40	72



MISSOURI 109 • WISCONSIN 96

March 19, 1994 • Ogden, Utah • Dee Events Center (12,126)

Big Eight Player of the Year Melvin Booker poured in a career-high 35 points, hitting 11 of 14 field goal tries, 6 of 8 three-point attempts and all seven free throws, to lead top-seeded and fifth-ranked Missouri to a second-round victory in the NCAA West Regional. The Tigers, who shot under 41 percent from the field the previous four games, shot a season-high .680 against Wisconsin, including a sizzling .708 mark in the second half. Mizzou connected on 6 of 6 three-point tries in the second half and was 12 of 19 from beyond the arc for the game (.632). The Badgers were led by Michael Finley, who netted 36 points, and Tracy Webster, who tallied 27 points, seven assists and four steals. Webster tied the school records for three-pointers (7) and three-point attempts (13). Missouri jumped to a 26-13 lead and led 54-47 at halftime. The Badgers cut the gap to 67-63 at the 13:24 mark, but the Tigers responded with a 25-9 run to go up 92-72 with less than seven minutes left. The Badgers could get no closer than 10 points the rest of the way. The teams combined for an NCAA Tournament record 27 three-point field goals. Wisconsin finished the season with an 18-11 record.

WISCONSIN	MP	FG	3P	FT	R	F	A	TO	B	S	TP
Johnsen	3	0-3	0-3	0-0	1	0	0	0	0	0	0
Kelley	21	0-0	0-0	2-4	3	2	2	2	0	0	2
Roberts	19	0-5	0-2	2-2	3	1	0	0	0	0	2
Hoskins	9	0-1	0-1	2-2	0	2	1	2	0	0	2
Webster	30	10-20	7-13	0-2	1	3	7	0	0	4	27
Kilbride	32	4-9	3-8	4-4	5	5	1	2	0	0	15
Finley	40	9-19	5-10	13-14	7	3	2	0	1	1	36
Petersen	19	3-5	0-0	0-2	5	2	1	3	0	0	6
Johnson	11	0-0	0-0	0-0	3	4	0	1	2	0	0
Griffith	16	2-5	0-0	2-5	5	4	0	1	1	0	6
team					2						0
TOTALS	200	28-67	15-37	25-35	34	27	14	11	4	5	96
		(.418)	(.405)	(.714)							

MISSOURI	MP	FG	3P	FT	R	F	A	TO	B	S	TP
Crudup	16	4-5	0-0	2-2	1	5	3	0	1	0	10
Atkins	18	6-10	4-5	0-0	4	2	0	0	0	0	16
Smith	6	0-0	0-0	0-0	2	3	1	2	0	0	0
Sutherland	5	0-1	0-1	0-0	1	0	1	0	0	0	0
Winfield	22	1-3	0-0	0-0	2	3	1	0	0	0	2
Booker	29	11-14	6-8	7-7	3	2	7	3	0	1	35
Finner	11	4-5	0-1	5-7	5	1	2	1	0	0	13
Frazier	26	1-2	0-0	1-2	3	2	2	4	0	0	3
O'Liney	32	4-5	2-3	13-17	3	0	3	2	0	3	23
Thames	21	2-3	0-0	1-4	3	4	0	0	1	0	5
Heller	3	0-0	0-0	0-0	0	0	0	1	0	0	0
Grimm	11	1-2	0-1	0-0	1	3	0	1	0	0	2
team					1						0
TOTALS	200	34-50	12-19	29-39	29	25	20	14	2	4	109
		(.680)	(.632)	(.744)							

SCORING BY HALVES

Wisconsin	47	49	96
Missouri	54	55	109

TEXAS 71 • WISCONSIN 58

March 14, 1997 • Pittsburgh, Pa. • Civic Arena (17,300)

Wisconsin fell behind 15-3 just 5:39 into the game and never cut Texas' lead to fewer than seven points in a 71-58 loss to the Longhorns in the first round of the 1997 East Regional in Pittsburgh. Texas guard Reggie Freeman scored a game-high 31 points and Longhorn forward Kris Clack added 15 points. Sam Okey paced the Badgers with 17 points, 10 rebounds and six assists. Paul Grant added 16 points for Wisconsin. The seventh-seeded Badgers, who shot only 39 percent from the field, sliced the Texas lead to seven points twice in the first half but trailed 33-24 at the half. An Okey dunk to start the second half trimmed the Longhorn lead to 33-26, but the Badgers never again came that close. Texas helped its cause by making 24 of 29 (.828) free throw attempts.

TEXAS	MP	FG	3P	FT	R	F	A	TO	B	S	TP
Muoneke	19	1-1	0-0	0-0	3	2	0	1	1	0	2
Clack	25	2-5	1-3	10-10	5	4	1	5	0	3	15
Jordan	19	1-1	0-0	0-0	1	4	0	0	0	0	2
Vazquez	28	1-5	0-4	0-1	1	4	3	1	0	1	2
Freeman	38	11-19	2-7	7-8	3	4	3	4	1	0	31
Quarles	15	1-5	0-0	0-1	7	4	0	1	0	0	2
Coleman	9	0-4	0-3	3-5	2	0	0	0	0	0	3
Perryman	25	3-9	2-8	4-4	3	1	0	2	0	1	12
Goode	1	0-0	0-0	0-0	0	0	0	0	0	0	0
Clark	19	1-2	0-0	0-0	4	2	0	0	0	0	2
Dixon	2	0-0	0-0	0-0	0	0	0	0	0	0	0
team					5						0
TOTALS	200	21-51	5-25	24-29	34	25	7	14	2	5	71
		(.412)	(.200)	(.828)							

WISCONSIN	MP	FG	3P	FT	R	F	A	TO	B	S	TP
Okey	30	5-8	0-2	7-10	10	4	6	5	0	0	17
Daugherty	38	4-5	0-1	1-2	6	2	3	1	1	0	9
Grant	24	4-8	0-0	8-10	4	5	0	2	1	0	16
Auriantal	24	1-6	0-1	0-0	4	3	1	2	0	1	2
Burkemper	22	0-1	0-0	0-0	0	1	2	1	0	0	0
Duany	8	0-1	0-1	0-2	0	1	0	0	0	0	0
Calderwood	23	3-11	3-6	0-1	7	5	2	3	0	3	9
Meiners	1	0-0	0-0	0-0	0	0	0	0	0	0	0
Kosolcharen	19	0-4	0-2	3-4	2	1	1	1	0	1	3
Shafer	3	0-1	0-1	0-0	0	0	0	0	0	0	0
Vraney	2	1-1	0-0	0-0	0	0	0	0	0	0	2
Coleman	4	0-0	0-0	0-0	0	0	0	0	0	0	0
Quest	2	0-0	0-0	0-0	1	0	0	1	0	0	0
team					1			1			0
TOTALS	200	18-46	3-14	19-29	35	22	15	17	2	5	58
		(.391)	(.214)	(.655)							

SCORING BY HALVES

Texas	33	38	71
Wisconsin	24	34	58

SW MISSOURI STATE 43 • WISCONSIN 32

March 12, 1999 • Charlotte, N.C. • Charlotte Coliseum (15,007)

Fifth-seeded Wisconsin's record-setting season came to an end after a 43-32 loss to Southwest Missouri State in the first round of the NCAA Tournament in Charlotte, N.C. The Badgers shot a season-low .255 from the field and their 32 points were the fewest in an NCAA Tournament game since the advent of the shot clock in 1986. Sean Mason registered 11 points, but he was the only Badger in double figures. Danny Moore and Kevin Ault scored 12 and 10 points, respectively, to pace the Bears. Wisconsin managed just 12 points in the first half on 21-percent shooting, but trailed just 21-12 thanks to a typically solid defensive effort. Wisconsin trailed by as few as six points in the second half, but never came closer than that.

SMSU	MP	FG	3P	FT	R	F	A	TO	B	S	TP
Stringer	28	1-5	0-0	1-2	1	2	2	2	0	1	3
Bruton	25	1-1	0-0	0-0	0	0	0	1	0	2	2
Moore	35	4-8	0-0	4-6	13	3	0	4	1	0	12
Fontleroy	27	0-5	0-0	2-2	0	4	0	3	0	0	2
Ault	30	3-6	1-2	3-3	14	0	2	2	0	1	10
Murans	1	0-0	0-0	0-0	0	0	0	0	0	0	0
Miller	6	0-0	0-0	0-0	0	2	1	0	0	0	0
Bettenhausen	15	3-4	1-1	2-2	1	0	2	1	0	0	9
Brakebill	12	0-1	0-0	0-0	4	0	0	0	0	0	0
Judd	1	0-0	0-0	0-0	1	0	0	1	0	0	0
Tshomba	1	0-0	0-0	0-0	0	0	0	0	0	0	0
Phillips	15	1-3	1-3	2-2	1	2	0	2	0	0	5
Reuter	4	0-0	0-0	0-0	0	1	1	1	1	0	0
team					2				1		0
TOTALS	200	13-33	3-6	14-17	37	14	8	18	2	4	43
		(.394)	(.500)	(.824)							


WISCONSIN	MP	FG	3P	FT	R	F	A	TO	B	S	TP
Kowske	18	1-4	0-0	0-0	3	5	0	1	0	1	2
Kelley	26	0-3	0-0	0-0	2	2	0	1	0	0	0
Wills	31	3-6	0-0	0-1	5	1	1	0	0	1	6
Mason	33	4-12	1-6	2-2	3	3	1	2	0	2	11
Calderwood	29	0-8	0-6	0-0	0	1	1	1	0	0	0
Duany	3	0-0	0-0	0-0	1	1	0	0	0	0	0
Davis	3	0-2	0-0	2-2	0	0	1	0	0	0	2
Auriantal	1	0-1	0-0	0-0	0	0	0	0	0	0	0
Bryant	24	1-5	1-4	0-0	2	1	0	1	0	0	3
Linton	6	1-1	0-0	0-0	0	1	1	0	1	0	2
Vershaw	26	2-5	0-0	2-2	1	2	4	1	0	0	6
team					2						0
TOTALS	200	12-47	2-16	6-7	20	17	8	8	0	5	32
		(.255)	(.125)	(.857)							

SCORING BY HALVES

Southwest Missouri St.	21	22	43
Wisconsin	12	20	32




THE NIT



Wisconsin's All-time NIT Roster

Auriantal, Hennessy	'96
Carl, Adam	'93
Carlin, Shawn	'96
Coleman, Booker	'96
Daugherty, Sean	'96
Douglass, Billy	'89
Ellenson, John	'91
Ely, Louis	'91, '93
Finley, Michael	'93
Good, Brian	'91
Hall, Jeremy	'96
Harrell, Damon	'91, '93
Hisle, Larry	'91
Jackson, Trent	'89
Johnsen, Jason	'93
Johnson, Grant	'93
Jones, Danny	'89
Kelley, Brian	'93
Kilbride, Andy	'93
Kosolcharoen, Michael	'96
Locum, Tim	'89, '91
McDuffie, Otto	'93
McGee, Carlton	'91
Molaski, Tom	'89
Nwachukwu, Osita	'96
Okey, Sam	'96
Peters, Jay	'91
Petersen, Jeff	'93
Peterson, Mosezell	'96
Portmann, Kurt	'89
Schubring, Darin	'89
Simms, Willie	'89, '91
Tompkins, Patrick	'91
Weaver, Kass	'91
Webster, Tracy	'93



Patrick Tompkins grabbed 12 rebounds in a 1991 NIT contest with Stanford.

Badger National Invitation Tournament Records

INDIVIDUAL

Points

31, Willie Simms vs. Bowling Green, 1991

Field Goals

12, Willie Simms vs. Bowling Green, 1991

Field Goal Attempts

20, Sam Okey vs. Illinois State, 1996

Field Goal Percentage (min. 10 att.)

.800 (12-15), Willie Simms vs. Bowling Green, 1991

.800 (8-10), Trent Jackson vs. New Orleans, 1989

Three-point Field Goals

4, Tim Locum vs. Bowling Green, 1991

Three-point Field Goal Attempts

7, Tim Locum vs. Stanford, 1991

Three-point Field Goal Pct. (min. 6 att.)

.429 (3-7), Tim Locum vs. Stanford, 1991

Free Throws

8, Willie Simms vs. Stanford, 1991

Free Throw Attempts

15, Willie Simms vs. Stanford, 1991

Free Throw Percentage (min. 10 att.)

.533 (8-15), Willie Simms vs. Stanford, 1991

Rebounds

12, Patrick Tompkins vs. Stanford, 1991

Assists

7, Tom Molaski vs. St. Louis, 1989

Blocks

5, Sam Okey vs. Manhattan, 1996

Steals

4, Hennessy Auriantal vs. Manhattan, 1996

All-time UW Results

1989

1st Round (Madison, Wis.)

Wisconsin 63, New Orleans 61

2nd Round (Madison, Wis.)

St. Louis 73, Wisconsin 68

1991

1st Round (Madison, Wis.)

Wisconsin 87, Bowling Green 79 OT

2nd Round (Madison, Wis.)

Stanford 80, Wisconsin 72

1993

1st Round (Madison, Wis.)

Rice 77, Wisconsin 73

1996

1st Round (Madison, Wis.)

Wisconsin 55, Manhattan 42

2nd Round (Madison, Wis.)

Illinois State 77, Wisconsin 62

TEAM

Points

87 vs. Bowling Green, 1991

Field Goals

29, twice

Field Goal Attempts

60 vs. St. Louis, 1989

Field Goal Percentage

.644 (29-45) vs. Bowling Green, 1991

Three-point Field Goals

7 vs. Stanford, 1991

Three-point Field Goal Attempts

18, twice

Three-point Field Goal Pct. (min. 8 att.)

.417 (5-12) vs. St. Louis, 1989

Free Throws

24 vs. Bowling Green, 1991

Free Throw Attempts

35 vs. Bowling Green, 1991

Free Throw Percentage (min. 12 att.)

.778 (14-18) vs. New Orleans, 1989

Rebounds

36 vs. Manhattan, 1996

Assists

24 vs. Bowling Green, 1991

Blocks

8 vs. Manhattan, 1996

Steals

8 vs. Manhattan, 1996



BIG TEN TOURNAMENT

Wisconsin at the Big Ten Tournament

1998 (1-1)

Wisconsin 52, Penn State 51 (March 5)

Illinois 66, Wisconsin 61 (March 6)

The Badgers entered the inaugural Big Ten Tournament with an eye toward making a new start to what had been a difficult regular season. Wisconsin, forced because of personnel losses to play four freshmen on a regular basis, took an 11-18 overall record into its first-round tournament game with Penn State. The 10th-seeded Badgers trailed 25-24 at halftime and 40-31 with 12:01 left to play. A 10-1 UW run over the next 6:27, however, tied the game at 41-41 with 5:34 remaining. Penn State's Calvin Booth hit a 15-footer to give the Nittany Lions a 51-50 edge with 1:32 remaining, but freshman forward Maurice Linton nailed a nine-foot jumper with 3.7 seconds left to play and the Badgers advanced with a 52-51 decision. Wisconsin faced league champion Illinois in the second round and fell behind 26-10 at the half. The resilient Badgers, however, staged an incredible second-half comeback and took a 46-45 lead with 6:14 left to play before Illinois countered with an 11-0 run that finally put the game out of reach. Sean Daugherty paced the Badgers with a career-high 24 points in his final game at Wisconsin.

1999 (1-1)

Wisconsin 74, Iowa 60 (March 5)

Michigan State 56, Wisconsin 41 (March 6)

With a bid to the NCAA Tournament already assured, Wisconsin entered the second conference tournament looking to get back on track after dropping its last three regular-season games. Wisconsin took on Iowa in a quarterfinal game. After falling behind 25-23 at halftime, the Badgers shot a blistering .737 from the field in the second half and went on to win 74-60. Wisconsin trailed 49-48 with 9:34 remaining, but held the Hawkeyes to just three field goals the rest of the way. Just as they had the year before, the Badgers faced the league champion (this time Michigan State) in their second game. The teams played to a 22-22 tie after the first half, but the Badgers, who shot a then-season low .293 from the floor, scored only 19 points in the second half. Michigan State opened the second half on a 12-2 run and never again led by fewer than 10 points.



▲
Maurice Linton's game-winner beat Penn State in 1998.

Wisconsin Big Ten Tournament Superlatives

WISCONSIN INDIVIDUAL HIGHS

Points: 24 by Sean Daugherty vs. Illinois, 1998
 FG: 9 by Sean Daugherty vs. Illinois, 1998
 FG Attempts: 17 by Sean Mason vs. Penn State, 1998
 FG Pct. (10 att.): .600 (6-10) by Andy Kowske vs. Michigan State, 1999
 3-point FGs: 4 by Sean Mason vs. Iowa, 1999
 3-point FG Attempts: 7 by Sean Mason vs. Iowa and Michigan State, 1998
 3-point FG Pct. (6 att.): .571 (4-7) by Sean Mason vs. Iowa, 1999
 FT: 6 by Sean Mason vs. Iowa, 1999
 FT Attempts: 9 by Sean Mason vs. Iowa, 1999
 FT Pct. (10 att.): N/A
 Rebounds: 11 by Sean Daugherty vs. Penn State, 1998
 Assists: 5 by Maurice Linton vs. Iowa, 1999
 Blocked Shots: 2 by Andy Kowske vs. Iowa, 1999
 Steals: 2 by Mike Kelley vs. Illinois, 1998
 Minutes: 33 by Maurice Linton vs. Iowa and Andy Kowske vs. Michigan State, 1999

WISCONSIN TEAM HIGHS

Points: 74 vs. Iowa, 1999
 FG: 24 vs. Iowa, 1999
 FG Attempts: 58 vs. Michigan State, 1999
 FG Pct.: .615 (24-39) vs. Iowa, 1999
 3-point FGs: 9 vs. Iowa, 1999
 3-point FG Attempts: 17 vs. Illinois, 1998 and vs. Michigan State, 1999
 3-point FG Pct.: .600 (9-15) vs. Iowa, 1999
 FT: 17 vs. Iowa, 1999
 FT Attempts: 26 vs. Iowa, 1999
 FT Pct.: .833 (10-12) vs. Illinois, 1998
 Rebounds: 36 vs. Michigan State, 1999
 Assists: 19 vs. Iowa, 1999
 Blocked Shots: 4 vs. Michigan State, 1999
 Steals: 5 vs. Illinois, 1998

WISCONSIN TEAM LOWS

Points: 41 vs. Michigan State, 1999
 FG: 17 vs. Michigan State, 1999
 FG Attempts: 39 vs. Iowa, 1999
 FG Pct.: .293 (17-58) vs. Michigan State, 1999
 3-point FGs: 2 vs. Penn State, 1998
 3-point FG Attempts: 7 vs. Penn State, 1998
 3-point FG Pct.: .176 (3-17) vs. Michigan State, 1999
 FT: 4 vs. Michigan State, 1999
 FT Attempts: 6 vs. Michigan State, 1999
 FT Pct.: .667 (10-15) vs. Penn State, 1998 and (4-6) vs. Michigan State, 1999
 Rebounds: 25 vs. Iowa, 1999
 Assists: 9 vs. Penn State, 1998
 Blocked Shots: 2 vs. Penn State and Illinois, 1998
 Steals: 1 vs. Michigan State, 1999

OPPONENT INDIVIDUAL HIGHS

Points: 24 by Kevin Turner of Illinois, 1998
 FG: 11 by Kevin Turner of Illinois, 1998
 FG Attempts: 19 by Kevin Turner of Illinois, 1998
 FG Pct. (10 att.): .800 (8-10) by Jarrod Gee of Illinois, 1998
 3-point FGs: 4 by Jess Settles of Iowa, 1999
 3-point FG Attempts: 7 by Kent McCausland of Iowa, 1999
 3-point FG Pct. (6 att.): .667 (4-6) by Jess Settles of Iowa, 1999
 FT: 5 by Jerry Hester of Illinois, 1998
 FT Attempts: 6 by Jerry Hester of Illinois, 1998
 FT Pct. (10 att.): N/A
 Rebounds: 12 by Antonio Smith of Michigan State, 1999
 Assists: 11 by Mateen Cleaves of Michigan State, 1999
 Blocked Shots: 4 by Calvin Booth of Penn State, 1998
 Steals: 3 by Dean Oliver of Iowa, 1999
 Minutes: 37 by Matt Heldman and Kevin Turner of Illinois, 1998

OPPONENT TEAM HIGHS

Points: 66 by Illinois, 1998
 FG: 26 by Illinois, 1998
 FG Attempts: 54 by Iowa, 1999
 FG Pct.: .542 (26-48) by Illinois, 1998
 3-point FGs: 6 by Iowa, 1999
 3-point FG Attempts: 20 by Iowa, 1999
 3-point FG Pct.: .333 (5-15) by Penn State, 1998
 FT: 10 by Illinois, 1998 and Michigan State, 1999
 FT Attempts: 17 by Illinois, 1998
 FT Pct.: .833 (10-12) by Michigan State, 1999
 Rebounds: 38 by Michigan State, 1999
 Assists: 17 by Penn State and Illinois, 1998
 Blocked Shots: 5 by Penn State, 1998
 Steals: 11 by Iowa, 1999


OPPONENT TEAM LOWS

Points: 51 by Penn State, 1998
 FG: 19 by Penn State, 1998
 FG Attempts: 47 by Penn State, 1998
 FG Pct.: .404 (19-47) by Penn State, 1998
 3-point FGs: 2 by Michigan State, 1999
 3-point FG Attempts: 7 by Michigan State, 1999
 3-point FG Pct.: .286 (2-7) by Michigan State, 1999
 FT: 6 by Iowa, 1999
 FT Attempts: 10 by Penn State, 1998
 FT Pct.: .500 (6-12) by Iowa, 1999
 Rebounds: 28 by Iowa, 1999
 Assists: 16 by Iowa and Michigan State, 1999
 Blocked Shots: 1 by Iowa, 1999
 Steals: 5 by Illinois, 1998



TOURNAMENTS

Regular-season Appearances



Left to right, former Badgers Sean Daugherty, Brian Vraney and Dave Burkemper enjoyed Wisconsin's most recent trip to Hawaii, a 1997 appearance in the Big Island Invitational. The Badgers have travelled to Hawaii twice during the Dick Bennett era. The UW also has played in the Top of the World Classic in Fairbanks, Alaska. This season the Badgers play in the NABC Classic hosted by Syracuse.

(Game-by-game listing of all regular-season tournaments in which Wisconsin has participated.)

BIG ISLAND INVITATIONAL (HILO, HI)

11/28/97 ..PacificL.....48-55
11/29/97 ..Oklahoma.....W75-64
11/30/97 ..MontanaW78-61

ECAC HOLIDAY FESTIVAL (NEW YORK)

12/26/61 ..ProvidenceW95-84
12/28/61 ..DaytonW105-93
12/30/61 ..Cincinnati.....L.....71-101

FAR WEST CLASSIC (PORTLAND, OR)

12/28/60 ..Oregon State.....L.....54-56
12/29/60 ..Portland (OT)L.....71-79
12/30/60 ..Washington State...L.....72-78

12/27/81 ..Oregon.....L.....82-85
12/28/81 ..TennesseeL.....67-79
12/29/81 ..Iowa State.....L.....79-103

FIESTA BOWL CLASSIC (TUCSON, AZ)

12/27/85 ..Boston College.....L.....72-74
12/28/85 ..PrincetonL.....49-54

FIRST BANK CLASSIC (MILWAUKEE)

12/2/88Maine.....W89-72
12/3/88Marquette.....W70-55

12/1/89GonzagaW63-58
12/2/89Marquette (OT).....W63-58

FIRST UNION CLASSIC (CHARLOTTE, NC)

12/12/80 ..Davidson.....L.....63-67
12/13/80 ..UNC-CharlotteW71-63

HOLIDAY CLASSIC (LOUISVILLE, KY)

12/28/78 ..LouisvilleL.....53-70
12/29/78 ..Oral RobertsL.....69-102

KENTUCKY INVITATIONAL (LEXINGTON)

12/20/63 ..Kentucky.....L.....85-108
12/21/63 ..Princeton (OT).....L.....87-90

LOBO INVITATIONAL (ALBUQUERQUE)

12/28/84 ..Texas A&MW71-69
12/29/84 ..New MexicoW83-74

LOS ANGELES CLASSIC

12/28/66 ..UCLAL.....56-100
12/29/66 ..Michigan.....L.....88-98
12/30/66 ..ArizonaW104-77

MAUI INVITATIONAL

11/20/95 ..Villanova.....L.....58-66
11/21/95 ..UCLAL.....57-68
11/22/95 ..ChaminadeW104-66

MERRILL LYNCH CLASSIC (DAYTON, OHIO)

12/29/83 ..Oklahoma State.....L.....84-89
12/30/83 ..YaleW87-77

MILWAUKEE CLASSIC

12/28/62 ..UtahW94-72
12/29/62 ..MarquetteW70-56

12/27/63 ..Dartmouth.....W94-68
12/28/63 ..Georgia Tech.....W104-84

12/18/64 ..Boston College.....L.....85-86
12/19/64 ..MarquetteL.....61-62

12/17/65 ..WashingtonL.....67-81
12/18/65 ..West Virginia.....L.....93-101

12/16/66 ..FordhamW67-66
12/17/66 ..South Carolina.....W88-84

12/15/67 ..Louisiana StateW96-94
12/16/67 ..MarquetteW70-62

12/27/68 ..OhioW74-68
12/28/68 ..MarquetteL.....56-59

12/26/69 ..Utah State.....W81-74
12/27/69 ..MarquetteL.....43-64

12/29/70 ..Texas.....W89-73
12/30/70 ..MarquetteL.....69-72

12/27/71 ..Marshall.....L.....83-85
12/28/71 ..GeorgetownW82-62

12/29/72 ..YaleW90-64
12/30/72 ..Marquette (2OT).....L.....73-75



12/28/73 ..So. MethodistW74-73
 12/29/73 ..MarquetteL.....48-49

12/27/74 ..VirginiaL.....78-86
 12/28/74 ..Georgia (OT)L.....89-91

12/29/75 ..StanfordW70-64
 12/30/75 ..MarquetteL.....66-82

12/27/76 ..Boston CollegeW74-66
 12/28/76 ..MarquetteL.....57-64

**QUAKER CITY CLASSIC
 (PHILADELPHIA)**

12/27/67 ..Pennsylvania.....W86-67
 12/28/67 ..TempleL.....80-82
 12/29/67 ..DuquesneL.....66-76

**QUEEN CITY TOURNAMENT
 (BUFFALO)**

12/26/59 ..Boston CollegeW95-82
 12/28/59 ..CanisiusL.....65-80

**RAINBOW CLASSIC
 (HONOLULU)**

12/26/64 ..Boston CollegeW70-69

12/27/79 ..Nebraska (OT)L.....82-83
 12/29/79 ..Nevada.....W86-61
 12/30/79 ..ArmyW78-54

12/27/86 ..Hawaii.....W82-77
 12/29/86 ..California.....W66-63
 12/30/86 ..PittsburghL.....82-98

12/27/91 ..Washington State..L.....51-73
 12/29/91 ..NavyW93-58
 12/30/91 ..Fresno State.....L.....68-71

**REBEL CLASSIC
 (LAS VEGAS)**

12/28/87 ..UNLVL.....65-102
 12/29/87 ..Northern IowaW64-56

SAN JUAN SHOOTOUT

11/24/89 ..E. Michigan.....L.....52-71
 11/25/89 ..W. KentuckyW73-62
 11/26/89 ..BradleyW63-57

**TOP OF THE WORLD CLASSIC
 (FAIRBANKS, ALASKA)**

11/20/98 ..New Mexico St.....L.....52-66
 11/21/98 ..VirginiaW66-56
 11/22/98 ..Nebraska.....W78-41

**TRIBUNE CLASSIC
 (TEMPE, AZ)**

12/28/89 ..GeorgiaL.....64-65
 12/29/89 ..ManhattanW63-48

**WINSTON TIRE CLASSIC
 (LOS ANGELES)**

12/28/82 ..GeorgetownL.....43-71
 12/29/82 ..So. California.....L.....76-86

**WISCONSIN INVITATIONAL
 (MADISON)**

12/1/78Long IslandW89-70
 12/2/78St. LouisW66-63

11/30/79 ..Oklahoma City.....W99-92
 12/1/79E. Tennessee St.....W68-56

12/5/80Kentucky StateW77-65
 12/6/80UW-GB (2OT).....W68-66

12/4/81Illinois-Chicago.....L.....66-74
 12/5/81UW-Green Bay.....W77-65



The first games of the Dick Bennett era at Wisconsin took place at the 1995 Maui Invitational. Players, staff and their family members (above) enjoyed the beautiful Hawaiian island as well as the competitive basketball.



A.P. RANKINGS

UW vs. Opponents Ranked by A.P.

Following is a listing of all games Wisconsin has played against teams ranked nationally by the Associated Press.

1948-49

F 5Illinois.....4.....L54-61
M 5Minnesota5.....W45-43

1949-50

J 7at Indiana.....5.....L59-61
J 16Minnesota11.....W57-54
F 4at Ohio State7.....L47-61

1950-51

J 1Illinois.....20.....L69-71*
F 10at Illinois16.....L52-63
M 5at Indiana.....7.....L58-68

1951-52

D 17St. Louis4.....W55-54
J 7at Illinois2.....L49-53
M 3at Iowa7.....W78-75
M 8Illinois.....2.....W58-48

1952-53

J 5at Minnesota9.....L53-64
J 10at Illinois4.....L61-71
J 12Minnesota19.....W76-74
F 7Illinois.....6.....L61-65
F 9at Indiana.....2.....L48-66
F 16Indiana.....2.....L70-72

1953-54

D 19at LSU5.....W82-66
J 4at Indiana.....3.....L67-70
J 16Indiana.....3.....L74-90
F 15Minnesota12.....L68-78

1954-55

J 1at Illinois6.....W79-64
J 3Iowa19.....L69-86
F 19Illinois.....14.....L71-99
F 21Minnesota8.....L69-71
M 5Minnesota6.....W78-72

1955-56

J 9at Illinois8.....L77-96
J 14at Ohio State7.....L98-100**

1956-57

D 22at Kansas1.....L62-83
J 12Illinois.....10.....L63-79

Wisconsin vs. No. 1

Wisconsin has faced the No. 1 team in the country 14 times. The only time the Badgers defeated the nation's top-ranked team was an 86-67 victory over Ohio State in 1962. Listed below are the results of Wisconsin's 14 encounters with the No. 1 team in the A.P. poll.

12-22-56	at Kansas	L	62-83
1-30-61	Ohio State	L	68-100
2-25-61	at Ohio State	L	74-97
3-3-62	Ohio State	W	86-67
3-2-65	at Michigan	L	75-98
12-28-66	at UCLA	L	56-100
2-2-71	Marquette	L	75-89
11-25-72	at UCLA	L	53-94
1-20-75	Indiana	L	69-89
2-17-75	at Indiana	L	58-93
1-31-76	at Indiana	L	61-114
2-26-76	Indiana	L	67-96
2-14-78	at Marquette	L	64-75
1-4-79	at Michigan St.	L	55-64



Coach John Erickson guided Wisconsin to its only win over a No. 1-ranked opponent when the Badgers defeated Ohio State in 1962.

1957-58

None

1958-59

F 2Michigan St.7.....L57-88
M 2.....at Michigan St.....6.....L73-93

1959-60

F 8Ohio State4.....L69-106
F 27at Ohio State2.....L68-93

1960-61

D 17at Bradley.....2.....L66-88
J 9Iowa6.....L68-76
J 30Ohio State1.....L68-100
F 13at Iowa9.....L61-63
F 25at Ohio State1.....L74-97

1961-62

D 30Cincinnati2.....L71-101\$
M 3Ohio State1.....W86-67

1962-63

F 11Illinois.....4.....W84-77
F 23at Illinois6.....L77-89

1963-64

D 14at Cincinnati6.....L60-65
D 20at Kentucky2.....L85-108

J 4Ohio State8.....L85-101
F 22Michigan2.....L59-103

1964-65

F 16Minnesota9.....L91-101
F 20at Indiana.....7.....L87-101
M 2at Michigan1.....L75-98

1965-66

J 8Iowa7.....W69-68
F 12at Michigan10.....L102-120

1966-67

D 3Cincinnati.....PS 10.....L70-77*
D 28at UCLA.....1.....L56-100@

1967-68

None

1968-69

D 3Kansas4.....W67-62
D 11at Notre Dame7.....L56-57
D 31Kentucky3.....W69-65+
J 11at Ohio State16.....L69-84
J 28Marquette16.....W56-50
F 1at Illinois7.....L73-86
F 8Ohio State12.....W77-73
F 15at Purdue8.....L69-87



1969-70

J 27at Marquette7.....L51-60
 J 31Ohio13 .W72-69
 F 3at Illinois14 .W66-65
 F 10at Iowa14.....L100-119

1970-71

D 30at Marquette3.....L69-72
 F 2Marquette1.....L75-89
 F 16Ohio State20.....L71-79
 M 2IndianaT18 .W94-87**

1971-72

D 27Marshall17.....L83-85=
 J 3at Marquette2.....L60-72
 J 15at Indiana17 .W66-64*
 J 18Minnesota17.....L59-65
 F 5at Ohio State9.....L69-79

1972-73

N 25at UCLAPS 1.....L53-94
 D 4at Oral Roberts12.....L76-90
 D 30at Marquette3.....L73-75**
 J 6Indiana20.....L64-78
 J 13at Minnesota8.....L54-78
 J 22at Purdue20.....L59-66
 J 29Minnesota9.....L64-81
 F 6Marquette7.....L58-64
 F 24at Indiana10.....L55-57
 F 26Purdue20 .W71-63

1973-74

D 29at Marquette6.....L48-49*
 J 12at IndianaT13.....L51-52
 J 28at Michigan20.....L75-83
 F 5at Marquette6.....L58-59
 F 11Indiana12.....L63-81
 F 25Michigan17.....L74-79

1974-75

J 20Indiana1.....L69-89
 F 4Marquette11.....L63-69
 F 17at Indiana1.....L58-93

1975-76

D 16at Marquette7.....L54-78
 D 30at Marquette4.....L66-82=
 J 8Michigan16.....L81-106
 J 31at Indiana1.....L61-114
 F 2at Michigan16.....L86-107
 F 26Indiana1.....L67-96

1976-77

N 27at Kentucky6.....L64-72
 D 28at Marquette12.....L57-64=
 J 8at Michigan6.....L63-66
 J 22at Minnesota13 .W64-82%
 J 24at Purdue18.....L71-81
 J 27Michigan7.....L64-69
 F 21Marquette19.....L58-73
 M 3Minnesota9 .W61-64%

1977-78

D 9at Providence14.....L62-73
 J 7at Michigan St. 12.....L63-74

F 14at Marquette1.....L64-75
 M 2Michigan St.6.....L75-89

1978-79

D 23Marquette16 .W65-52
 D 28at Louisville16.....L53-70\$
 J 4at Michigan St.1.....L55-64
 J 18Illinois8.....L74-81
 F 1Iowa15.....L64-70
 F 10at Iowa14.....L65-79
 M 3Michigan St.4 .W83-81

1979-80

D 5at DePaul10.....L77-90
 J 5Indiana11 .W52-50
 J 12at Iowa12.....L65-66
 J 24Purdue14.....L60-73*
 J 26at Ohio State4 .W72-71
 F 2Ohio State6 .W70-67
 F 16at Purdue15.....L61-69
 F 28at Indiana13.....L52-61

1980-81

J 8at Minnesota19.....L60-76
 J 15Iowa14.....L66-76
 J 24at Illinois15 .W54-45
 J 31Michigan17.....L67-74
 F 5at Indiana17.....L64-89
 F 7at Michigan14.....L64-71
 F 12Illinois17.....L65-84
 F 14Indiana20.....L52-59
 F 28at Iowa8.....L75-96

1981-82

J 16Iowa5.....L62-78
 J 21Minnesota5.....L57-78
 F 11at Minnesota9.....L60-71
 F 18at Indiana20.....L57-88
 F 25at Iowa11.....L55-79

1982-83

D 28Georgetown10.....L43-71++
 J 6Purdue20.....L64-80

J 22Iowa10 .W65-62
 J 29Minnesota16.....L58-65
 F 3at Indiana6.....L73-83
 F 12Indiana4.....L56-75
 F 24at Iowa17.....L63-93

1983-84

J 7Illinois14.....L62-63*
 M 6Purdue11.....L48-61
 M 10at Illinois7.....L57-81

1984-85

J 12at Indiana11.....L68-90
 J 17Illinois11.....L67-78
 F 2Michigan10.....L81-94
 F 16at Illinois17.....L49-68
 F 20Iowa14 .W54-53
 F 28at Michigan3.....L68-88

1985-86


J 19at Purdue19.....L73-100
 F 1at Michigan9.....L64-91
 F 6at Indiana18.....L69-78
 F 26Michigan10.....L74-97
 M 2Michigan St.17.....L71-84

1986-87

D 30Pittsburgh17.....L82-98\$\$
 J 5at Iowa2.....L63-78
 J 8Illinois12.....L66-68
 J 10Purdue6.....L48-57
 J 15at Indiana4.....L65-103
 F 5at Purdue7.....L62-70
 F 7at Illinois14.....L74-99
 F 16Indiana2.....L85-86***
 M 8Iowa6.....L71-81

1987-88

D 28at UNLV15.....L65-102##
 J 14at Indiana15.....L53-55
 J 16Illinois20.....L65-80
 J 21at Michigan7.....L54-65
 J 25Iowa16.....L89-104



WISCONSIN 66 • MINNESOTA 65: Badger players and fans celebrated together on the floor of the UW Field House after the UW's upset win over league champion and No. 2-ranked Minnesota in 1997.



F 3at Purdue6.....L62-86
 F 3Michigan12.....L67-80
 M 3Purdue2.....L56-84
 M 10at Iowa15.....L70-103

1988-89

J 7at Ohio State ...14.....L70-73
 J 12at Illinois2.....L80-103
 J 19Indiana19.....L58-61*
 J 21Michigan6 ..W71-68
 J 26at Iowa12.....L70-78
 F 11Iowa8 ..W65-54
 F 18Illinois.....5 ..W72-52
 F 25at Michigan13.....L70-92
 M 9at Indiana6.....L64-75

1989-90

J 4at Illinois4.....L59-73
 J 17Purdue24.....L54-56
 J 22Minnesota21 ..W77-75
 J 25Illinois.....10.....L63-66
 F 1at Indiana22.....L61-85
 F 3Michigan4.....L63-77
 F 8at Michigan St. 23.....L57-60
 F 17at Purdue12.....L55-62
 F 22at Minnesota ...18.....L67-68
 M 8at Michigan13.....L64-94

1990-91

J 12at Ohio State4.....L60-92
 J 17Iowa24.....W91-79
 J 30at Indiana4.....L57-73
 F 9Michigan St.25.....W84-78**
 F 14Ohio State2.....L71-73
 M 2Indiana5.....L61-74

1991-92

J 11Indiana10.....L63-79
 J 25at Michigan16.....L83-98
 F 5at Ohio State8.....L72-86
 F 8Michigan St.11.....L64-79
 F 12at Michigan St. 12.....L61-76
 F 15Ohio State8.....L63-67
 F 26Michigan17 ..W96-78
 M 12at Indiana4.....L41-66

1992-93

J 9Michigan3.....L73-98
 J 13at Purdue17.....L60-76
 J 16Minnesota19 ..W79-70
 J 20Ohio State24 ..W76-67
 J 23at Michigan St.21.....W67-66
 F 10at Michigan4.....L66-85
 F 13Purdue18.....L87-90**
 M 10at Iowa17.....L65-91
 M 14Indiana2.....L80-87

1993-94

J 2Marquette24 ..W71-52
 J 12at Minnesota18.....L53-90
 J 15Purdue9.....W75-69
 J 29at Michigan15.....L75-79
 F 12Minnesota23.....L78-109
 F 16at Purdue9.....L64-67
 M 2Michigan3 ..W71-58

M 12at Indiana18.....L65-78
 M 17Cincinnati25 ..W80-72!
 M 19Missouri5.....L96-109!

1994-95

J 4Michigan St.14.....L64-78
 J 7at Indiana21.....L70-73
 F 26at Purdue21.....L56-66
 M 11at Michigan St. ..9.....L72-97

1995-96

N 20Villanova3.....L58-66
 N 21UCLA4.....L57-68
 J 3Michigan21 ..W51-46
 J 13Iowa11.....W80-71
 F 7Purdue14.....L42-75
 F 28at Iowa20.....L54-69
 M 6Penn State16 ..W54-52

1996-97

J 2at Minnesota15.....L48-65
 J 4Indiana12.....W71-58
 F 6Michigan13.....W58-53
 F 12Illinois.....20.....W62-45
 M 5at Indiana25.....L66-70
 M 8Minnesota2.....W66-65

1997-98

N 18Illinois St.24.....W80-66
 N 29Oklahoma18.....W75-64#
 D 6Temple20.....L49-59
 D 31Michigan18.....L63-76
 J 31at Purdue10.....L59-82
 F 3Iowa24.....L76-79
 F 21Michigan St.14.....L47-56
 F 28at Michigan21.....L70-76
 M 6Illinois18.....L61-66%%

1998-99

D 9at Temple16.....W63-56
 J 6Michigan St.12.....W66-51
 J 10Purdue9.....W61-56
 J 23at Iowa14.....W72-52
 J 30Minnesota19.....W61-50
 F 3at Indiana21.....L60-71
 F 21at Michigan St. ..4.....L51-56
 F 24at Ohio State ...10.....L54-63
 M 5Iowa20.....W74-50%%
 M 6Michigan St.2.....L41-56%%

*overtime

**double overtime

***triple overtime

%forfeit wins

&ECAC Holiday Festival

#Big Island Invitational

@Los Angeles Classic

+at Chicago Stadium

=Milwaukee Classic

\$Holiday Classic, Louisville, Ky.

++Winston Tire Classic, Los Angeles

\$\$Rainbow Classic, Honolulu

##Rebel Classic, Las Vegas

!NCAA Tournament

%%Big Ten Tournament

UW in the A.P. Polls

1949-50

Jan. 515
 Jan. 2415
 Jan. 3117
 March 716

1953-54

Dec. 2218

1962-63

Preseason10
 Dec. 46
 Dec. 117

1973-74

Jan. 217
 Jan. 8T13
 Jan. 1519
 Jan. 2217
 Jan. 2916

1975-76

Jan. 2018

1993-94

Nov. 2225
 Nov. 2924
 Dec. 619
 Dec. 1318
 Dec. 2017
 Dec. 2717
 Jan. 315
 Jan. 1012
 Jan. 1714
 Jan. 2416
 Jan. 3116
 Feb. 721
 Feb. 1424

1994-95

Preseason17
 Nov. 2115
 Nov. 2813
 Dec. 514
 Dec. 1220
 Dec. 1920
 Dec. 2619

1998-99

Dec. 1323
 Dec. 2020
 Dec. 2719
 Jan. 324
 Jan. 1017
 Jan. 1715
 Jan. 2412
 Jan. 3111
 Feb. 715
 Feb. 1413
 Feb. 2116
 Feb. 2819
 March 718



OVERTIME GAMES

Year	Opponent	W/L	Score
1912	at Minnesota	W	29-26
1914	Purdue	W	25-20
1915	at Purdue	W	28-24
1916	at Iowa	W	36-31
1917	at Northwestern	W	29-21
1919	at Camp Grant	W	16-15
1920	Ripon	W	19-16
1922	Michigan	W	18-16
1924	DePauw (3)	T	25-25
1926	Michigan	L	23-24
1927	at Chicago	W	33-30
1930	at Indiana	W	23-21
1932	Maryland	W	32-30
	at Northwestern	L	30-31
1933	at Indiana	W	38-37
	Indiana	L	28-29
1935	Michigan State	W	23-21
	Indiana	W	37-27
1936	at Chicago	W	38-36
1937	Ohio State	W	35-33
1939	Purdue	W	32-30
1940	Purdue	L	45-48
1941	Purdue	W	48-42
	at Northwestern	W	48-46
1943	at Notre Dame	L	59-61
1944	Illinois	L	43-45
	Northwestern (2)	W	50-47
	Purdue	L	50-52
1947	Notre Dame	W	53-49
1949	Marquette	W	67-63
1950	at Iowa	W	66-62
1951	at St. Louis	L	48-53
	Illinois	L	69-71
1954	at Tulane	L	55-57
	Illinois	L	64-70
1956	at Ohio State (2)	L	98-100
1957	South Dakota	L	56-58
1960	at Michigan	W	88-82
1961	at Portland	L	71-79
1963	at Michigan State	W	92-89
1964	vs. Princeton	L	87-90
	Indiana (2)	L	80-82
1965	Northwestern	W	93-87
1966	at Ohio State	L	81-87
1967	Cincinnati	L	70-77
	Ohio State	L	84-90
	at Iowa (3)	W	96-95
	Iowa	L	87-90
1971	Indiana (2)	W	94-87
1972	at Indiana	W	66-64
	Indiana	L	76-84

Year	Opponent	W/L	Score
1973	at Marquette (2)	L	73-75
	at Michigan State	L	78-79
1974	at Marquette	L	48-49
	at Minnesota	L	63-64
1975	vs. Georgia	L	89-91
	at Michigan	L	74-75
	Iowa	W	86-85
1976	Ohio State	W	82-81
1977	Michigan State (3)	W	87-83
	at Ohio State	L	80-82
	Iowa (2)	L	93-94
1978	Northern Illinois	W	74-73
1979	Indiana	L	62-68
1980	vs. Nebraska	L	82-83
	at Minnesota	L	76-82
	Purdue	L	60-73
	Michigan	L	69-73
1981	UW-Green Bay (2)	W	68-66
	Minnesota	W	60-58
1984	Nebraska (2)	L	69-71
	Illinois	L	62-63
	at Northwestern	W	61-60
1987	Indiana (3)	L	85-86
1988	Michigan State (2)	W	78-72
1989	Indiana	L	58-61
	Michigan State	W	69-64
1990	at Marquette	W	63-58
	Iowa	W	73-69
1991	at Oregon	W	72-70
	at Butler (2)	L	88-94
	Michigan	L	68-69
	Michigan State (2)	W	84-78
	Bowling Green	W	87-79
1992	SE Missouri State	W	82-71
1993	Purdue (2)	L	87-90
1996	Temple	W	57-54
	Minnesota	W	73-65
1997	at Temple	W	64-57
1998	Toledo	W	73-68
	Illinois	L	47-53
1999	Ohio State	L	74-78

Overtime Record: 48-43-1 (.527)

Double Overtime: 5-7 (.417)

Triple Overtime: 2-1-1 (.625)

Home: 29-25-1 (.536)

Away: 19-18 (.514)

Most Frequent Opp.: Indiana (11),
5-6 (.455)

UW on National TV

ESPN (12-14 Record)

Date	Opp.	Result
1/16/99	at N'western	W 57-49
3/5/98	Penn State	W 52-51
2/3/98	Iowa	L 76-79
1/27/98	at Minnesota	L 48-58
1/8/98	at Michigan St.	L 40-63
2/6/97	Michigan	W 58-53
1/9/97	Michigan State	L 50-58
2/21/96	Northwestern	L 71-82
3/8/95	Indiana	L 70-72
2/28/95	at Minnesota	L 70-78
1/26/95	Penn State	L 67-78
1/25/94	Illinois	W 66-56
1/6/94	at Penn State	W 71-56
12/11/93	at Texas Tech	W 91-88
2/18/93	at Minnesota	L 71-85
2/20/92	Illinois	W 92-78
1/24/91	at N'western	W 74-57
1/17/91	Iowa	W 91-79
1/7/91	Minnesota	W 72-62
2/15/90	Ohio State	L 58-68
1/22/90	Minnesota	W 77-75
1/4/89	Minnesota	W 75-67
2/8/88	at Minnesota	L 62-71
1/25/88	Iowa	L 89-104
2/16/87	Indiana (3 OT)	L 85-86
12/5/79	at DePaul	L 77-90

ESPN2 (3-1 Record)

Date	Opponent	Result
3/5/99	Iowa#	W 74-60
1/14/98	Penn State	W 76-57
1/29/97	Northwestern	W 65-53
1/31/96	at Ohio State	L 55-63

CBS (2-6 Record)

Date	Opponent	Result
3/12/99	SW Missouri*	L 32-43
3/6/99	Michigan St.#	L 41-56
1/25/98	Indiana	L 59-69
3/14/97	Texas*	L 58-71
2/26/95	at Purdue	L 56-66
2/11/95	Michigan	W 70-65
3/19/94	Missouri*	L 96-109
3/17/94	Cincinnati*	W 80-72

*NCAA Tournament

#Big Ten Tournament



COMEBACK WINS

Since 1945 Wisconsin has recorded 28 victories in games in which it has erased a double-figure second-half deficit. Eight of those games have come during the Dick Bennett era in Madison.

Date	Opponent	Largest Deficit (Time)	Final Score
11/28/98	at Rhode Island	10 points (18:03 and 10:47)	65-59
11/21/98	Virginia	10 points (18:14)	66-56
2/26/97	Iowa	11 points (14:38)	49-48
2/19/97	at Penn State	14 points (16:10)	49-45
12/4/96	at Temple	10 points (18:35)	64-57*
1/24/96	Minnesota	11 points (halftime)	73-65*
1/3/96	Michigan	12 points (19:50)	51-46
12/5/95	at Wright St.	12 points (16:55 and 16:11)	94-91
1/23/93	at Michigan St.	12 points (13:09, 12:31 and 11:56)	67-66
2/16/91	at Iowa	13 points (5:47)	56-55
1/4/89	Minnesota	14 points (11:10)	75-67
12/1/84	Washington St.	10 points (halftime)	61-59
11/29/82	Toledo	17 points (19:34 and 19:00)	79-71
1/26/80	at Ohio State	11 points (18:09)	72-71
2/2/80	Ohio State	13 points (13:47)	70-67
1/13/79	Michigan	12 points (halftime and 18:48)	77-66
1/20/77	Northwestern	11 points (16:37)	61-60
1/5/76	Ohio State	18 points (halftime)	82-81*
<i>(OSU's biggest lead was 47-25 with 3:38 left in first half)</i>			
2/3/70	at Illinois	12 points (15:43 and 15:16)	66-65
2/10/68	Indiana	10 points (14:33)	95-83
12/16/67	at Marquette	10 points (18:18)	70-62
2/8/64	Purdue	10 points (16:11, 15:20, 14:25 and 13:53)	81-80
12/12/59	Loyola (Ill.)	10 points (19:10 and 18:24)	85-67
3/3/56	Northwestern	14 points (19:52)	76-70
1/16/50	Minnesota	10 points (15:15)	57-54
12/4/48	Marquette	18 points (17:58)	67-63*
2/9/48	Michigan St.	10 points (halftime)	51-39
2/8/47	Minnesota	12 points (early 2nd half)	60-51


*overtime

Badger Buzzer Beaters

Since 1945, buzzer-beating baskets (last second or as time ran out) have been made nine times by Wisconsin players. Seven of those occasions resulted in Badger victories, while two others sent games into overtime.

Date	Opponent (Play description)	Score
3/6/96	Penn State (Sean Daugherty 16-footer at buzzer)	54-52
2/16/91	at Iowa (Brian Good three-pointer at buzzer)	56-55
11/24/90	at Oregon (Jay Peters 23-foot three-pointer with 0:01 left won game)	72-70*
1/22/90	Minnesota (Patrick Tompkins lay-in at buzzer)	77-75
2/27/82	at Northwestern (Brad Sellers tip-in with 0:01 left)	61-60
3/3/79	Michigan State (Ves Matthews 50-footer at buzzer)	83-81
2/24/79	at Northwestern (Claude Gregory 40-footer at buzzer)	72-70
2/13/50	at Iowa (Don Page made two FTs to send game into OT)	66-62*
12/4/48	Marquette (Dale Bowers FT with 0:00 left sent game into OT)	67-63*

*overtime



One of the biggest shots of the Dick Bennett era at Wisconsin came when Sean Daugherty (beneath the pile) nailed a 16-foot, buzzer-beating jumper against Penn State that gave the Badgers a 54-52 win and helped clinch a spot in the 1996 NIT.

THE LAST TIME...

WISCONSIN TEAM

UW ranked in A.P. top 25: 18 (3/7/99)
 UW ranked in coaches' top 25: 18 (2/28/99)
 Played A.P. No. 1-ranked opponent: Lost to Michigan State 64-55 (1/4/79)
 Defeated A.P. No. 1-ranked opponent: Ohio State, 86-67 (3/3/62)
 Played A.P. No. 2-ranked opponent: Lost to Michigan State 56-41 (3/6/99)
 Defeated opponent ranked 3-10 by A.P.: No. 9 Purdue 61-56 (1/10/99)
 Defeated opponent ranked 11-25 by A.P.: No. 20 Iowa (3/5/99)
 Defeated A.P. top-25 opponent on the road: at No. 14 Iowa 72-52 (1/23/99)

WISCONSIN INDIVIDUALS

Had a triple-double: never
 Had a double-double: Sean Daugherty (18-11) vs. Ohio State (2/25/98)
 Four players scored in double figures: vs. Michigan St. (1/6/99)
 Five players scored in double figures: vs. Northwestern (2/21/96)
 Six players scored in double figures: vs. Eastern Illinois (12/28/95)
 No Badger scored in double figures: vs. Michigan (2/27/99)
 One Badger scored in double figures: vs. Southwest Missouri State (3/12/99)
 Scored 30-39 points: 30, Sean Mason at Penn State (2/14/98)
 Scored 40 or more points: 42, Michael Finley at Eastern Michigan (12/10/94)
 Two or more Badgers scored 30 points, same game: Joe Franklin (31) and Chuck Nagle (30) vs. Purdue (3/2/68) — *only other time this happened in school history was Jack Brens (31) and Ken Siebel (31) vs. Utah (12/28/62)*
 Two or more Badgers scored 20 points, same game: Darnell Hoskins (22), Sean Daugherty (21) and Sam Okey (20) at Wright State (12/5/95)
 Perfect at the FT line (10 att.): 12-12, Sean Mason at Penn State (2/14/98)
 Had 15-19 rebounds: 16, Sam Okey at Illinois (1/25/97)
 Had 20-29 rebounds: 25, Joe Chmelich vs. St. Mary's (12/2/76)
 Had 30 or more rebounds: 30, Paul Morrow vs. Purdue (1/3/53)
 Had 10 or more assists: 10, Tracy Webster at Michigan (1/29/94)
 Had 5-9 steals: 5, Mike Kelley vs. Purdue (1/10/99)
 Had 10 or more steals: 10, Michael Finley vs. Purdue (2/13/93)
 Had 5-8 blocked shots: 5, Sam Okey vs. Manhattan (3/14/96)
 Had 9 or more blocked shots: 9, Brad Sellers vs. Toledo (11/29/82)

WISCONSIN TEAM FIELD GOAL SHOOTING

Shot 50-59 percent: .531 vs. Illinois (1/20/99)
 Shot 60-69 percent: .615 vs. Iowa (3/5/99)
 Shot 70 percent or better: .744 vs. Army (12/30/79)
 Made 30-39 field goals: 31 vs. Fresno State (12/27/98)
 Made 40-49 field goals: 42 vs. Iowa (3/9/94)
 Made 50 or more field goals: never
 Attempted 60-69 field goals: 60 at Indiana (2/3/99)
 Attempted 70-79 field goals: 73 at Michigan State (3/11/95)
 Attempted 80-89 field goals: 83 vs. Northwestern (1/28/95)
 Attempted 100 or more field goals: 102 vs. South Dakota (12/9/72)

WISCONSIN TEAM 3-PT. FIELD GOAL SHOOTING

Shot 40-49 percent (min. 8 att.): .412 at Illinois (2/6/99)
 Shot 50-59 percent (min. 8 att.): .500 at Iowa (2/23/99)
 Shot 60-69 percent (min. 8 att.): .600 vs. Iowa (3/5/99)
 Shot 70-79 percent (min. 8 att.): .700 vs. Purdue (2/15/97)
 Shot 80-89 percent (min. 8 att.): .889 vs. N. Dakota State (12/10/86)
 Shot 90 percent or better (min. 8 att.): .900 at Illinois (1/25/97)
 Made 10-14 3-point field goals: 11 at Iowa (1/23/99)
 Made 15 or more 3-point field goals: 15 vs. Missouri (3/19/94)
 Attempted 20-29 3-point field goals: 24 at Ohio State (2/24/99)
 Attempted 30-39 3-point field goals: 32 at Marquette (12/31/94)
 Attempted 40 or more 3-point field goals: never

WISCONSIN FREE THROW SHOOTING

Shot 80-89 percent (min. 12 att.): .864 vs. Penn State (2/13/99)
 Shot 90-99 percent (min. 12 att.): .929 at Penn State (1/13/99)
 Shot 100 percent (min. 12 att.): 12-12 vs. Marquette (12/4/90)
 Made 20-29 free throws: 22 vs. Ohio State (1/2/99)
 Made 30-39 free throws: 31 at St. Bonaventure (12/14/96)
 Made 40 or more free throws: 40 vs. Minnesota (1/12/53)
 Attempted 30-39 free throws: 35 vs. Pepperdine (12/12/98)
 Attempted 40-49 free throws: 47 at St. Bonaventure (12/14/96)
 Attempted 50-59 free throws: 50 at Indiana (2/12/62)
 Attempted 60 or more free throws: 61 at Michigan (2/21/53)

WISCONSIN SCORING

Scored 70-79 points: 74 vs. Iowa (3/5/99)
 Scored 80-89 points: 87 vs. Fresno State (12/27/98)
 Scored 90-99 points: 94 vs. UW-Milwaukee (12/23/95)
 Scored 100 or more points: 105 vs. Eastern Illinois (12/28/95)

WISCONSIN REBOUNDS

Had 40-49 rebounds: 41 vs. Loyola (Chicago) (12/14/98)
 Had 50-59 rebounds: 52 at Northwestern (2/15/95)

WISCONSIN ASSISTS

Had 20-29 assists: 20 at Iowa (1/23/99)
 Had 30 or more assists: 30 vs. Iowa (3/9/94)

WISCONSIN BLOCKED SHOTS

Had at least 10 blocked shots: 10 at Illinois (1/22/92)

WISCONSIN STEALS

Had 10-14 steals: 11 vs. Penn State (2/13/99)
 Had 15 or more steals: 15 vs. Central Connecticut State (12/5/91)



ALL-TIME SCORES

1898-99

(0-3)

Coach: Dr. J.C. Elsom

- J 21....at UW-Milwaukee Alumni.....L....15-25
- F 18....at Lawrence.....L....18-20
- M 4....at UW-Milwaukee Alumni.....L....10-13

1899-1900

(1-1)

Coach: Dr. J.C. Elsom

- F 17....at Minnesota.....L....15-17
- F 23....at Wayland Academy.....W....25-15

1900-01

(1-1)

Coach: Dr. J.C. Elsom

- J 18....at Wayland Academy.....W....35-22
- F 23....at Minnesota.....L....15-42

1901-02

(7-3)

Coach: Dr. J.C. Elsom

- D 13....at Lewis Institute.....W....32-21
- D 14....at Armour Institute.....W....20-14
- D 27....at UW-Milwaukee.....W....37-18
- J 1....Yale %.....L....20-35
- J 4....at UW-Milwaukee Alumni.....W....48-12
- J 11....at La Crosse YMCA.....W....59-16
- J 25....at Lawrence.....W....51-20
- F 15....at Sun Prairie.....W....18-9
- F 22....at Minnesota.....L....10-30
- M 7....at Ripon.....L....21-28
- % — at Milwaukee

1902-03

(5-2)

Coach: Dr. J.C. Elsom

- N 28....at Sheboygan YMCA.....W....45-16
- D 19....at Dubuque YMCA.....W....34-14
- F 21....at Minnesota.....L....11-33
- F 28....at Co. E Fond du Lac.....L....17-21
- M 6....at Duluth YMCA.....W....42-16
- M 7....at UW-Superior.....W....27-9
- M 13....at Wausau YMCA.....W....37-33

1903-04

(11-4)

Coach: Dr. J.C. Elsom

- N 27....at Sheboygan.....W....26-24
- N 28....at Milwaukee AC.....L....18-30
- D 19....at Chicago YMCA.....L....19-62
- D 29....at Milwaukee West HS.....W....27-20
- F 5....at Oshkosh YMCA.....W....39-28
- F 6....at Co. E Fond du Lac.....W....25-21
- F 20....Milwaukee AC.....W....35-13
- F 27....at N'western College (WI).....W....41-31
- M 1....at Grinnell.....W....30-28
- M 2....at Highland Park.....W....29-21
- M 3....at Sioux City YMCA.....L....16-44
- M 4....at Nebraska Wesleyan.....W....47-32
- M 5....at Nebraska.....L....22-25
- M 11....Co. G Madison.....W....22-15
- M 18....at Co. F Portage.....W....48-17



The Red Gym was the home of Badger basketball until the UW Field House was built in 1930.

1904-05

(10-8)

Coach: Emmett Angell

- D 2....at Co. G Sparta.....W....75-10
- D 3....at UW-La Crosse.....W....54-16
- D 27....at Sheboygan.....W....45-28
- D 28....at Co. G Appleton.....W....26-12
- D 29....at Co. F Oconto.....W....55-17
- D 30....at Two Rivers AC.....L....30-31
- J 7....Beloit.....W....80-10
- J 12....at Ohio State.....L....22-25
- J 13....at Rochester.....W....26-17
- J 14....at Wash. Continentals.....L....22-26
- J 16....at Co. E New York.....L....27-34
- J 17....at Columbia.....L....15-21
- J 18....at Institute AC.....L....20-34
- J 19....at Sharon AC.....W....41-31
- J 20....at Buckland Guards.....L....31-34
- J 21....at Oberlin.....L....31-41
- M 3....at Co. F Portage.....W....52-28
- M 17....at Chicago.....W....29-24

1905-06

(12-2; Big Ten 6-2, 2nd)

Coach: Emmett Angell

- D 14....at Manitowoc.....W....35-25
- D 15....at Menasha.....W....30-22
- D 16....at UW-Oshkosh.....W....30-21
- J 13....Lawrence.....W....25-20
- J 19....at Armour Institute.....W....37-15
- J 20....at Purdue.....W....34-14
- F 3....Purdue.....W....31-15
- F 23....Minnesota.....W....31-24
- M 2....at Chicago.....L....18-35
- M 3....at Illinois.....W....36-32
- M 9....Chicago.....W....22-19
- M 10....Illinois #.....W....1-0
- M 16....Co. C Hudson.....W....31-20
- M 17....at Minnesota.....L....10-16
- # — forfeit

1906-07

(11-3; Big Ten 6-2, 1st-tie)

BIG TEN CO-CHAMPIONS

Coach: Emmett Angell

- D 8....Milton.....W....38-14
- D 14....Ripon.....W....41-20
- J 4....Columbia.....L....9-30
- J 11....at UW-Stout.....W....29-19
- J 12....at Minnesota.....L....11-18
- J 18....at Beloit.....W....38-11
- J 19....at Illinois.....W....22-16
- J 25....at Purdue.....W....33-27
- J 26....at Chicago.....L....14-24
- F 1....Illinois.....W....47-13
- F 21....Nebraska.....W....35-31
- M 6....Chicago.....W....22-11
- M 9....Minnesota.....W....31-20
- M 15....Purdue.....W....37-10

1907-08

(10-2; Big Ten 7-1, 1st-tie)

BIG TEN CO-CHAMPIONS

Coach: Emmett Angell

- D 14....Beloit.....W....38-13
- D 20....Wisconsin Alumni.....W....42-22
- J 17....at Purdue.....W....28-24
- J 18....at Illinois.....W....28-20
- J 23....Purdue.....W....34-13
- J 25....Chicago.....W....37-17
- J 31....Minnesota.....W....29-16
- F 28....at Chicago.....L....19-24
- M 3....Nebraska.....W....34-4
- M 7....at Minnesota.....W....34-14
- M 9....Illinois.....W....27-14
- M 12....Chicago #.....L....16-18
- # — Big Ten title playoff game, Madison



1908-09

(8-4; Big Ten 5-4, 3rd)

Coach: Haskell Noyes

D 19	Lawrence	W	53-13
J 8	Ripon	W	36-10
J 13	Beloit	W	52-4
J 15	at Purdue	L	20-23
J 16	at Illinois	L	19-28
J 23	Illinois	W	20-10
J 30	at Minnesota	W	14-13
F 6	Chicago	L	15-18
F 27	Purdue	W	29-6
M 1	Iowa	W	30-9
M 6	at Chicago	L	4-18
M 9	Minnesota	W	37-14

1909-10

(9-5; Big Ten 7-5, 3rd)

Coach: Haskell Noyes

D 15	Beloit	W	24-9
D 17	Ripon	W	32-5
J 8	Northwestern	W	55-9
J 25	Illinois	W	28-16
J 21	at Illinois	L	14-34
J 22	at Purdue	L	17-29
J 28	at Chicago	L	14-16
J 29	at Indiana	L	11-13
F 5	Minnesota	W	24-14
F 25	at Minnesota	L	9-16
F 26	at Northwestern	W	39-11
M 5	Chicago	W	11-10
M 7	Indiana	W	33-8
M 12	Purdue	W	38-14

1910-11

(9-6; Big Ten 6-6, 5th)

Coach: Haskell Noyes

D 10	Beloit	W	32-9
D 17	Ripon	W	43-8
J 7	Lawrence	W	39-9
J 13	at Purdue	L	16-34
J 14	at Northwestern	W	29-9
J 21	Illinois	W	20-17
J 28	Chicago	W	46-22
F 3	Indiana	W	51-9
F 4	at Minnesota	L	16-17
F 24	Purdue	W	45-17
M 1	Minnesota	L	13-21
M 4	at Chicago	L	22-24
M 8	Northwestern	W	23-11
M 10	at Indiana	L	18-21
M 11	at Illinois	L	18-21

1911-12

(15-0; Big Ten 12-0, 1st-tie)

**BIG TEN CO-CHAMPIONS
HELMS ATHLETIC FOUNDATION
NATIONAL CHAMPIONS**

Coach: Walter Meanwell

D 9	Beloit	W	31-18
D 16	Ripon	W	54-13
D 20	at Beloit	W	20-12
J 5	at Iowa	W	38-12
J 6	at Northwestern	W	32-19
J 13	Illinois	W	27-10
J 20	Minnesota	W	22-12
J 27	at Chicago	W	18-15
F 12	Iowa	W	30-5
F 17	Indiana	W	51-10
F 24	Northwestern	W	46-11
M 2	Chicago	W	34-24
M 9	at Minnesota (OT)	W	29-26
M 15	at Illinois	W	23-15
M 16	at Indiana	W	32-21

Historic House

The UW Field House, the home of Wisconsin basketball for 69 years, is listed in the National Register and State Register of Historic Places.

1912-13

(14-1; Big Ten 11-1, 1st)

BIG TEN CHAMPIONS

Coach: Walter Meanwell

D 7	Ripon	W	40-13
D 12	Beloit	W	33-10
D 18	Lake Forest	W	44-15
J 11	at Illinois	W	16-15
J 13	at Purdue	W	25-15
J 18	at Minnesota	W	19-11
J 21	Ohio State	W	22-11
J 25	Chicago	W	31-18
F 13	at Indiana	W	30-19
F 15	at Ohio State	W	27-22
F 21	Illinois	W	18-13
F 25	Minnesota	W	29-11
F 27	Indiana	W	48-10
M 1	Purdue	W	22-19
M 7	at Chicago	L	10-23

1913-14

(15-0; Big Ten 12-0, 1st)

**BIG TEN CHAMPIONS
HELMS ATHLETIC FOUNDATION
NATIONAL CHAMPIONS**

Coach: Walter Meanwell

D 13	Knox	W	48-15
D 18	Beloit	W	45-15
J 6	Parsons	W	50-0
J 10	at Illinois	W	26-25
J 12	at Indiana	W	57-15
J 17	Minnesota	W	28-7
J 24	at Chicago	W	16-14
F 10	Northwestern	W	38-9

F 13	Purdue (OT)	W	25-20
F 17	at Northwestern	W	33-26
F 20	Illinois	W	29-16
F 24	Indiana	W	46-24
F 28	at Minnesota	W	27-9
M 6	Chicago	W	25-18
M 10	at Purdue	W	27-13

1914-15

(13-4; Big Ten 8-4, 3rd)

Coach: Walter Meanwell

D 11	Beloit	W	28-16
D 14	Arkansas State	W	45-7
D 18	Lawrence	W	29-21
J 2	at UW-Milwaukee	W	21-10
J 5	Grinnell	W	41-19
J 9	at Indiana	W	39-18
J 11	at Purdue (OT)	W	28-24
J 16	at Minnesota	W	23-20
J 18	Indiana	W	47-15
J 23	Chicago	L	19-24
F 8	at Illinois	L	19-39
F 13	Illinois	L	17-19
F 16	at Ohio State	W	26-17
F 19	Purdue	W	26-21
F 27	Minnesota	W	31-7
M 6	Ohio State	W	23-12
M 12	at Chicago	L	18-30

1915-16

(20-1; Big Ten 11-1, 1st)

**BIG TEN CHAMPIONS
HELMS ATHLETIC FOUNDATION
NATIONAL CHAMPIONS**

Coach: Walter Meanwell

D 10	Beloit	W	38-11
D 15	Lawrence	W	46-16
D 30	at Ripon	W	27-15
D 30	at Ripon Reserves	W	41-7
D 31	at UW-Milwaukee	W	51-12
J 1	at UW-Milwaukee Alumni	W	24-18
J 1	at UW-Milwaukee	W	39-8
J 3	Wabash	W	24-14
J 8	at Purdue	W	33-17
J 10	at Iowa (OT)	W	36-31
J 15	Minnesota	W	31-11
J 18	Northwestern	W	22-18



Coach Guy Lowman's 1918 Big Ten champions.



Wisconsin's Titles

BIG TEN

- 1907
- 1908
- 1912
- 1913
- 1914
- 1916
- 1918
- 1921
- 1923
- 1924
- 1929
- 1935
- 1941
- 1947

NCAA
1941

**HELMS
FOUNDATION**

- 1912
- 1914
- 1916
- 1941

J 22	at Illinois	L	20-27
J 29	at Chicago	W	29-18
F 14	Neb. Wesleyan	W	25-20
F 19	Illinois	W	34-14
F 25	Purdue	W	35-22
F 28	Iowa	W	39-17
M 4	at Minnesota	W	32-14
M 8	Chicago	W	24-12
M 11	at Northwestern	W	24-21

1916-17

(15-3; Big Ten 9-3, 4th)

Coach: Walter Meanwell

D 9	Beloit	W	58-11
D 13	Ripon	W	30-17
D 16	North Central (IL)	W	50-21
D 20	Lawrence	W	41-14
D 21	at UW-Milwaukee M Club	W	35-23
J 3	at Ripon	W	24-20
J 6	at Ohio State	W	30-22
J 8	at Northwestern (OT)	W	29-21
J 13	at Minnesota	L	25-33
J 20	Illinois	W	25-14
J 26	Chicago	L	13-21
F 12	Northwestern	W	23-21
F 17	Ohio State	W	40-15
F 24	at Illinois	L	17-20
M 3	at Chicago	W	25-16
M 6	Indiana	W	29-14
M 10	Minnesota	W	16-13
M 15	at Indiana	W	18-16

1917-18

(14-3; Big Ten 9-3, 1st)

BIG TEN CHAMPIONS

Coach: Guy Lowman

D 8	Beloit	W	26-21
D 13	Ripon	W	33-13
D 15	North Central (IL)	W	18-13
D 19	Marquette	W	15-14
J 2	at Ripon	W	35-16
J 5	at Northwestern	L	17-33
J 8	at Iowa	W	36-22
J 19	at Illinois	W	22-21
J 21	Iowa	W	34-19
J 26	Purdue	W	21-16
F 16	at Chicago	L	21-23
F 23	Illinois	W	23-15
M 2	at Minnesota	W	18-17
M 7	Northwestern	W	26-18

M 9	Chicago	W	16-13
M 13	at Purdue	W	24-18
M 16	Minnesota	L	11-19

1918-19

(5-11; Big Ten 3-9, 10th)

Coach: Guy Lowman

D 27	at Camp Grant (OT)	W	16-15
D 28	at Great Lakes	L	14-43
D 30	at UW-Milwaukee	W	39-18
J 4	Great Lakes	L	12-14
J 11	Northwestern	L	15-20
J 18	at Minnesota	L	11-38
J 25	Illinois	L	15-25
F 1	Chicago	L	19-24
F 10	Iowa	W	29-18
F 15	at Illinois	L	14-16
F 22	at Northwestern	L	23-32
F 24	at Indiana	W	29-16
M 1	Minnesota	L	12-23
M 8	at Chicago	W	25-15
M 10	at Iowa	L	27-29
M 15	Indiana	L	12-22

1919-20

(15-5; Big Ten 7-5, 5th)

Coach: Guy Lowman

D 5	UW-River Falls	W	36-17
D 13	Ripon (OT)	W	19-16
D 16	Beloit	W	33-11
D 19	at Ripon	W	20-13
D 20	at UW-Oshkosh	W	17-7
J 1	at UW-Milwaukee	W	36-10
J 3	at Great Lakes	W	27-19
J 5	at Iowa	W	35-18
J 10	Great Lakes	W	33-15
J 17	at Chicago	L	19-37
J 19	Iowa	L	20-21
J 24	at Illinois	L	20-43
J 31	Minnesota	W	28-12
F 14	Michigan	W	40-13
F 21	Illinois	W	33-29
F 24	Ohio State	W	31-27
F 28	at Minnesota	L	26-32
M 6	at Michigan	L	20-23
M 8	at Ohio State	W	34-22
M 12	Chicago	W	26-17

1920-21

(13-4; Big Ten 8-4, 1st-tie)

BIG TEN CO-CHAMPIONS

Coach: Walter Meanwell

D 10	Knox	W	29-16
D 12	UW-River Falls	W	28-8
D 17	at UW-La Crosse	W	24-12
D 18	at Marquette	W	23-18
D 29	South Dakota State	W	24-11
J 3	at Northwestern	L	12-13
J 8	at Michigan	W	27-24
J 15	at Chicago	L	27-39
J 22	Illinois	W	23-18
J 24	Michigan	W	25-17
J 29	at Minnesota	L	21-22
F 12	Northwestern	W	22-10
F 19	at Illinois	L	9-17
F 21	at Ohio State	W	40-21
F 26	Chicago	W	25-19
M 5	Minnesota	W	18-12
M 8	Ohio State	W	34-24

1921-22

(14-5; Big Ten 8-4, 2nd-tie)

Coach: Walter Meanwell

D 10	Michigan State	W	27-13
D 16	Butler	L	20-26

D 17	Ripon	W	27-17
D 20	Knox	W	15-9
D 22	at UW-Milwaukee M Club	W	23-19
D 23	at UW-La Crosse	W	24-21
J 3	Nebraska	W	27-14
J 7	at Iowa	W	18-15
J 9	at Northwestern	W	21-9
J 14	Michigan (OT)	W	18-16
J 21	Minnesota	L	15-17
F 10	Illinois	W	25-23
F 13	Iowa	L	18-24
F 18	at Michigan	L	17-18
F 22	Northwestern	W	23-11
F 27	at Illinois	L	35-37
M 4	at Minnesota	W	34-20
M 8	Chicago	W	24-17
M 11	at Chicago	W	31-24

1922-23

(12-3; Big Ten 11-1, 1st-tie)

BIG TEN CO-CHAMPIONS

Coach: Walter Meanwell

D 15	Butler	L	13-20
D 19	Lombard	W	37-9
J 3	Marquette	L	8-9
J 6	at Northwestern	W	21-10
J 8	at Indiana	W	17-10
J 13	Chicago	W	24-11
J 20	at Minnesota	W	24-12
F 6	at Purdue	L	13-17
F 14	at Michigan	W	18-15
F 19	Michigan	W	16-11
F 24	Purdue	W	20-19
M 3	Minnesota	W	36-10
M 5	Northwestern	W	29-17
M 10	at Chicago	W	33-11
M 12	Indiana	W	35-17

1923-24

(11-5-1; Big Ten 8-4, 1st-tie)

BIG TEN CO-CHAMPIONS

Coach: Walter Meanwell

D 8	Milliken	W	53-13
D 14	DePauw (3OT)	T	25-25
D 19	at Marquette	W	27-7
J 2	Franklin College	L	18-21
J 5	at Indiana	W	23-21
J 12	at Northwestern	W	25-10
J 14	Indiana	W	28-27
J 26	at Chicago	L	18-35
F 12	Butler	W	25-23
F 16	Illinois	W	13-12
F 23	at Ohio State	L	13-27
F 25	at Illinois	L	20-31
M 1	Northwestern	W	23-14
M 3	Ohio State	W	30-20
M 8	at Iowa	L	19-22
M 11	Iowa	W	36-26
M 15	Chicago	W	30-14

1924-25

(6-11; Big Ten 3-9, 9th)

Coach: Walter Meanwell

D 12	Wabash	W	21-20
D 19	Butler	L	16-22
D 22	Grinnell	W	29-15
J 6	DePauw	W	27-22
J 10	at Minnesota	L	14-16
J 13	Ohio State	L	20-27
J 19	at Michigan	L	12-14
J 24	Minnesota	L	14-25
F 11	Franklin College	L	11-26
F 16	Iowa	W	16-15
F 21	at Illinois	L	25-35
F 23	Purdue	L	22-30



F 28	...MichiganL	16-27
M 3	...at IowaW	25-23
M 9	...IllinoisW	24-9
M 12	...at PurdueL	26-32
M 14	...at Ohio StateL	23-37

1925-26

(8-9; Big Ten 4-8, 8th-tie)

Coach: Walter Meanwell


D 7	...North Dakota StateL	11-16
D 12	...South Dakota StateW	48-9
D 18	...at MarquetteW	42-26
J 2	...DePauwW	32-31
J 5	...MinnesotaW	36-24
J 11	...IndianaW	33-31
J 16	...ChicagoL	15-17
J 23	...NorthwesternW	35-27
F 5	...ButlerW	31-24
F 13	...at ChicagoW	26-23
F 16	...at NorthwesternL	26-36
F 20	...PurdueL	21-29
F 22	...at MichiganL	13-22
F 26	...at PurdueL	31-32
M 1	...Michigan (OT)L	23-24
M 5	...at MinnesotaL	19-31
M 9	...at IndianaL	20-35

1926-27

(10-7; Big Ten 7-5, 4th-tie)

Coach: Walter Meanwell

D 17	...Franklin CollegeL	24-27
D 22	...at MarquetteW	29-26
D 30	...DePauwW	24-20
J 3	...Syracuse #W	31-24
J 8	...IndianaL	23-28
J 10	...Ohio StateW	25-16
J 15	...at NorthwesternW	28-18
J 17	...at Chicago (OT)W	33-30



Coach Walter "Doc" Meanwell

J 22	...NorthwesternW	25-24
F 8	...Notre DameL	14-19
F 12	...ChicagoW	31-20
F 19	...at Ohio StateL	16-20
F 22	...IowaW	24-21
F 26	...at IndianaL	23-31
F 28	...at IllinoisL	28-32
M 5	...IllinoisW	39-13
M 11	...at IowaL	17-26
#	— at Cleveland		

1927-28

(13-4; Big Ten 9-3, 3rd-tie)

Coach: Walter Meanwell

D 10	...CoeW	18-6
D 16	...ButlerW	25-18
D 19	...DePauwW	32-17
J 2	...Oregon StateW	36-21
J 7	...at Ohio StateW	30-13
J 9	...MichiganW	26-22
J 14	...at MinnesotaW	35-26
J 16	...IllinoisL	33-34
F 7	...Notre DameL	14-21
F 11	...MinnesotaW	38-18
F 18	...Ohio StateW	21-18
F 20	...at IowaW	31-21
F 23	...PurdueW	28-22
F 25	...at PurdueL	15-31
M 3	...IowaW	20-17
M 5	...at MichiganL	19-42
M 9	...at IllinoisW	32-22

1928-29

(15-2; Big Ten 10-2, 1st-tie)

BIG TEN CO-CHAMPIONS

Coach: Walter Meanwell

D 10	...Franklin CollegeW	37-19
D 15	...Pittsburgh #W	34-24
D 29	...LombardW	29-12
J 1	...CarletonW	32-24
J 5	...at MinnesotaW	29-21
J 7	...MichiganL	23-31
J 12	...at ChicagoW	33-21
J 14	...IndianaW	24-20
J 19	...MinnesotaW	39-17
J 21	...at PurdueW	31-26
F 12	...BradleyW	48-22
F 16	...at IndianaW	27-25
F 18	...NorthwesternW	37-23
F 23	...at NorthwesternW	31-25
F 25	...PurdueW	27-24
M 4	...at MichiganL	22-37
M 9	...ChicagoW	19-15
#	— at Milwaukee		

1929-30

(15-2; Big Ten 8-2, 2nd)

Coach: Walter Meanwell

D 14	...MonmouthW	28-10
D 19	...CarletonW	27-18
D 28	...LombardW	22-11
D 31	...Iowa StateW	34-17
J 4	...at NorthwesternL	14-23
J 11	...at Ohio StateW	32-25
J 18	...IllinoisW	14-9
J 20	...ChicagoW	33-23
J 23	...at Indiana (OT)W	23-21
F 8	...CarrollW	22-13
F 11	...MarquetteW	29-15
F 13	...at MarquetteW	29-22
F 15	...NorthwesternW	29-22
F 22	...at ChicagoL	21-23
F 24	...at IllinoisW	23-17
M 3	...Ohio StateW	32-23
M 8	...IndianaW	34-23

1930-31

(8-9; Big Ten 4-8, 7th-tie)

Coach: Walter Meanwell

D 13	...CarrollW	17-14
D 18	...PennsylvaniaW	25-12
D 22	...MissouriW	37-9
D 30	...at MarquetteL	14-16
J 5	...at IllinoisW	12-9
J 10	...at Ohio StateL	19-29
J 12	...at MichiganL	17-23
J 17	...IowaW	24-13
J 19	...at MinnesotaL	26-28
J 24	...IllinoisW	30-20
F 9	...Washington UW	39-9
F 14	...MinnesotaL	15-42
F 16	...at IowaL	17-19
F 21	...at PurdueL	27-46
F 23	...Ohio StateW	28-24
F 28	...MichiganL	15-26
M 2	...PurdueL	17-24

1931-32

(8-10; Big Ten 3-9; 8th-tie)

Coach: Walter Meanwell

D 11	...Brigham YoungW	30-16
D 15	...PittsburghW	30-29
D 21	...at MarquetteL	23-26
D 30	...Maryland (OT)W	32-30
J 4	...at Northwestern (OT)L	30-31
J 9	...MichiganL	18-24
J 11	...at PurdueL	22-38
J 16	...at ChicagoW	24-18
J 18	...NorthwesternL	24-28
F 8	...MarquetteW	18-16
F 10	...ButlerW	28-17
F 15	...at IndianaL	21-33
F 20	...at MinnesotaL	17-43
F 22	...ChicagoW	34-23
F 27	...PurdueL	21-28
F 29	...at MichiganL	13-33
M 5	...IndianaW	35-26
M 7	...MinnesotaL	21-23

1932-33

(7-13; Big Ten 4-8, 8th)

Coach: Walter Meanwell

D 10	...CarletonL	29-34
D 17	...MarquetteL	16-18
D 22	...at MarylandW	22-13
D 30	...Michigan StateW	26-16
J 3	...at MarquetteL	16-22
J 7	...ChicagoW	26-17
J 9	...IowaW	21-19
J 14	...at Indiana (OT)W	38-37
J 16	...at NorthwesternL	22-40
F 3	...Loyola (IL)W	28-26
F 6	...Ohio StateL	30-31
F 11	...at IllinoisL	25-38
F 13	...at IowaL	25-31
F 18	...Indiana (OT)L	28-29
F 20	...IllinoisL	15-29
F 25	...NorthwesternL	28-30
F 27	...at UW-Stevens PointL	24-28
M 4	...at Ohio StateL	20-37
M 6	...at ChicagoW	28-16
M 7	...at Loyola (IL)L	24-39

1933-34

(14-6; Big Ten 8-4, 2nd-tie)

Coach: Walter Meanwell

D 4	...RiponW	47-18
D 8	...CarletonW	38-18
D 11	...CarrollW	44-17
D 16	...MarquetteW	32-30



D 20	...at UW-Stevens PointW	35-10
D 30	...ButlerW	37-27
J 2	...at MarquetteL	26-28
J 6	...at IllinoisL	17-20
J 8	...at IowaL	26-32
J 13	...MichiganW	34-23
J 15	...PurdueL	26-27
F 5	...Michigan StateL	22-23
F 10	...at MinnesotaW	31-30
F 12	...Ohio StateW	42-23
F 17	...IllinoisW	28-22
F 19	...at MichiganW	32-26
F 24	...at Ohio StateW	44-38
F 26	...at PurdueL	25-37
M 3	...IowaW	35-32
M 5	...MinnesotaW	34-23

1934-35
(15-5; Big Ten 9-3, 1st-tie)
BIG TEN CO-CHAMPIONS
Coach: Harold Foster

N 30	...Franklin CollegeW	34-11
D 7	...CarletonW	27-26
D 10	...WabashW	33-20
D 15	...MarquetteW	29-20
D 22	...at MarquetteL	25-33
D 29	...PittsburghL	27-31
D 31	...Michigan State (OT)W	23-21
J 5	...PurdueL	18-19
J 7	...NorthwesternW	16-9
J 12	...at IndianaW	30-23
J 14	...MichiganW	34-20
J 19	...at NorthwesternL	31-36
J 21	...MinnesotaW	38-31
F 9	...DePauwW	28-27
F 11	...ChicagoW	26-24
F 16	...Indiana (OT)W	37-27
F 18	...at MinnesotaW	28-27
F 23	...at MichiganW	33-19
M 2	...at ChicagoW	48-25
M 4	...at PurdueL	24-43

1935-36
(11-9; Big Ten 4-8, 8th)
Coach: Harold Foster

D 2	...DePauwW	18-16
D 6	...Michigan StateW	26-21
D 9	...HamlineW	29-20
D 14	...MarquetteW	35-22
D 21	...at MarquetteW	46-21
D 23	...at DePaulL	22-27
J 1	...WashburnW	36-27
J 4	...at Ohio StateL	23-44
J 6	...at Chicago (OT)W	38-36
J 11	...IllinoisL	27-29
J 13	...IowaW	27-21
J 20	...IndianaL	24-26
F 8	...ButlerW	28-24
F 10	...Ohio StateW	34-25
F 15	...at IllinoisL	20-36
F 17	...at IowaL	25-32
F 22	...at IndianaL	21-54
F 24	...NorthwesternL	28-33
F 29	...ChicagoW	40-32
M 2	...at NorthwesternL	26-49

1936-37
(8-12; Big Ten 3-9, 8th-tie)
Coach: Harold Foster

D 4	...Ball StateW	38-33
D 7	...North DakotaW	42-25
D 12	...MarquetteW	29-21
D 19	...at MarquetteW	35-29
D 21	...at PittsburghL	30-41
D 23	...at ButlerL	23-43



D 30	...DePaulL	17-33
J 4	...at PurdueL	30-43
J 9	...IllinoisL	28-31
J 11	...at Ohio StateL	22-28
J 16	...MichiganL	31-43
J 18	...IowaW	29-23
F 6	...Michigan StateW	22-17
F 8	...Ohio State (OT)W	35-33
F 13	...MinnesotaL	32-37
F 20	...at IowaL	35-43
F 22	...at IllinoisL	31-48
F 27	...at MinnesotaL	17-30
M 1	...PurdueW	46-43
M 6	...at MichiganL	27-41

1937-38
(10-10; Big Ten 5-7, 7th)
Coach: Harold Foster

D 4	...MarquetteL	21-32
D 6	...North DakotaW	41-22
D 11	...PittsburghW	44-36
D 13	...at Notre DameL	31-33
D 18	...at MarquetteL	32-38
D 31	...MissouriW	40-29
J 3	...at NorthwesternL	38-47
J 8	...MinnesotaW	35-28
J 10	...ChicagoW	50-27

J 15	...at PurdueL	34-40
J 17	...MichiganW	39-30
F 5	...Michigan StateW	30-27
F 7	...at IndianaL	44-47
F 12	...NorthwesternL	23-27
F 14	...at ChicagoW	46-32
F 19	...PurdueL	39-46
F 21	...at MichiganL	29-58
F 23	...at PennsylvaniaW	52-44
F 28	...IndianaW	34-32
M 5	...at MinnesotaL	28-35

1938-39
(10-10; Big Ten 4-8, 7th-tie)
Coach: Harold Foster

D 2	...BeloitW	41-26
D 5	...MarquetteW	27-26
D 10	...Notre DameW	45-39
D 17	...at MarquetteL	27-46
D 19	...at ButlerL	21-24
D 20	...at Xavier (OH)W	27-26
J 2	...DetroitW	34-27
J 7	...IowaW	28-24
J 9	...ChicagoL	18-28
J 14	...at IndianaL	19-43
J 16	...at MichiganW	42-39
J 21	...IllinoisL	34-37



History

F 4Michigan StateW	...39-37
F 6at PurdueL	...31-39
F 13at NorthwesternL	...27-37
F 18Purdue (OT)W	...32-30
F 20at MinnesotaL	...32-34
F 25Ohio StateL	...38-46
F 27MinnesotaW	...35-25
M 4at ChicagoL	...33-39

1939-40

(5-15; Big Ten 3-9, 9th)

Coach: Harold Foster

D 4CarletonW	...37-19
D 9MarquetteW	...46-39
D 12at Notre DameL	...33-51
D 16at MarquetteL	...28-41
D 30Nebraska #L	...43-53
J 2StanfordL	...26-39
J 6at ChicagoW	...20-18
J 8MichiganL	...39-44
J 13at PurdueL	...36-49
J 15IndianaL	...34-40
F 3at Michigan StateL	...41-48
F 5ButlerL	...46-50
F 10at IowaL	...35-37
F 12MinnesotaW	...36-34
F 17at Ohio StateL	...35-41
F 19at IllinoisL	...35-37
F 24Purdue (OT)L	...45-48
F 26at MinnesotaL	...39-44
M 2NorthwesternL	...44-47
M 4ChicagoW	...46-31
#at Milwaukee		

1940-41

(20-3; Big Ten 11-1, 1st)

**NCAA CHAMPIONS
BIG TEN CHAMPIONS**

Coach: Harold Foster

D 2Ripon #W	...39-20
D 7MarquetteW	...38-32
D 14Notre DameW	...44-43
D 18PittsburghL	...34-36
D 21at MarquetteL	...30-40
D 31Princeton \$W	...52-40
J 4at NebraskaW	...46-31
J 6at MinnesotaL	...27-44
J 11IowaW	...49-35
J 13Purdue (OT)W	...48-42
J 18at MichiganW	...40-30
J 20at ChicagoW	...44-37
J 25Ohio StateW	...46-31
F 8ButlerW	...59-55
F 10at Northwestern (OT)W	...48-46
F 15IllinoisW	...46-30
F 17at PurdueW	...43-42
F 22ChicagoW	...65-25
F 24at IndianaW	...38-30
M 1MinnesotaW	...42-32
M 21Dartmouth %W	...51-50
M 22Pittsburgh %W	...36-30
M 29Washington State *W	...39-34
#at Wisconsin Rapids		
\$at Milwaukee		
%NCAA Regionals, Madison		
*NCAA Finals, Kansas City, MO		

1941-42

(14-7; Big Ten 10-5, 2nd-tie)

Coach: Harold Foster

D 1CarrollW	...56-35
D 6MarquetteW	...35-34
D 13Notre DameW	...43-35
D 20at MarquetteW	...36-25
D 31Dartmouth #L	...49-57

J 3IllinoisL	...40-55
J 5at IndianaL	...34-38
J 10at IowaL	...45-49
J 12ChicagoW	...56-24
J 17at Northwestern \$W	...49-46
J 19MichiganW	...58-36
J 24IndianaW	...42-36
F 7Great LakesL	...42-47
F 9at ChicagoW	...54-20
F 14Ohio StateW	...49-39
F 16at PurdueL	...34-40
F 21NorthwesternW	...59-47
F 23at IllinoisL	...43-45
F 28at Ohio StateW	...44-39
M 2at MinnesotaW	...49-47
M 7IowaW	...62-45
#at Milwaukee		
\$at Chicago Stadium		

1942-43

(12-9; Big Ten 6-6, 4th-tie)

Coach: Harold Foster

D 5MarquetteW	...45-36
D 12Camp GrantW	...38-36
D 14at Notre Dame (OT)L	...59-61
D 19at MarquetteW	...50-38
D 21OklahomaW	...48-37
D 31Harvard #W	...58-41
J 4HamlineW	...41-37
J 9at Northwestern \$W	...67-65
J 11IllinoisL	...40-52
J 15at MichiganL	...34-38
J 16at MichiganW	...55-34
J 26at Great LakesL	...43-61
J 30MinnesotaW	...54-33
F 6Great LakesL	...48-55

F 8ChicagoW	...74-30
F 13IndianaL	...44-51
F 15IndianaW	...57-53
F 20at IllinoisL	...26-50
F 22NorthwesternL	...54-56
F 27at PurdueW	...53-45
M 1at MinnesotaL	...34-48
#at Milwaukee		
\$at Chicago Stadium		

1943-44

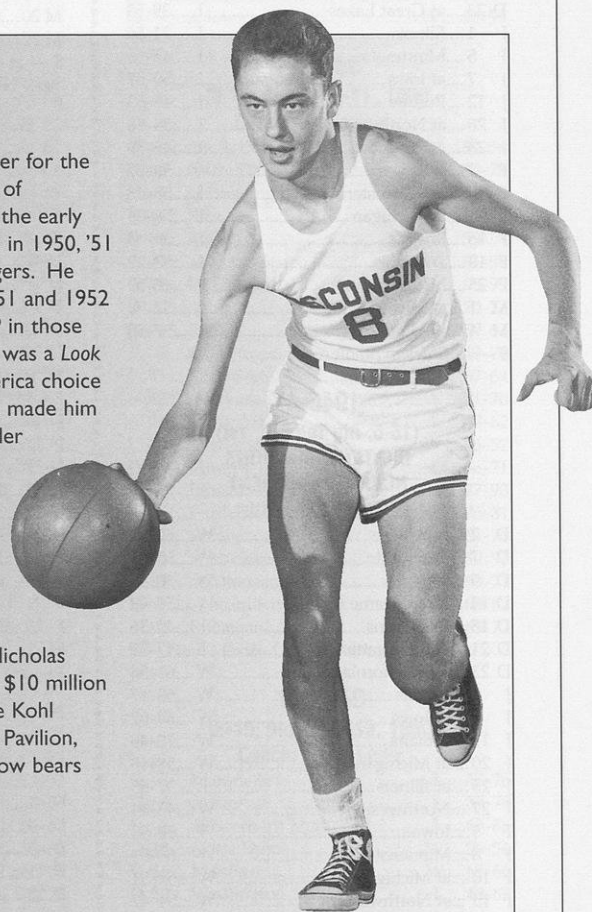
(12-9; Big Ten 9-3, 2nd-tie)

Coach: Harold Foster

N 29DePauw Pre-FlightW	...28-25
D 4MarquetteL	...43-51
D 11at Notre DameL	...31-41
D 13Camp GrantL	...40-51
D 18at MarquetteW	...40-37
D 31Notre Dame #W	...47-45
J 3Illinois (OT)L	...43-45
J 7at IllinoisW	...43-38
J 8at Northwestern \$L	...38-60
J 14MichiganW	...50-41
J 15MichiganW	...42-31
J 29at MinnesotaW	...49-30
F 4Northwestern (2OT)W	...50-47
F 7Great LakesL	...40-63
F 11at IndianaW	...62-43
F 12at IndianaW	...52-31
F 19Purdue (OT)L	...50-52
F 25MinnesotaW	...50-33
M 3at DePaul \$L	...35-48
M 4at ChicagoW	...74-46
M 5at Great LakesL	...47-63
#at Milwaukee		
\$at Chicago Stadium		

Ab Nicholas

A two-time all-Big Ten performer for the Badgers, Ab Nicholas was one of Wisconsin's top players during the early 1950s. Nicholas earned letters in 1950, '51 and '52 as a guard for the Badgers. He earned all-league acclaim in 1951 and 1952 and was named the UW's MVP in those two seasons, as well. Nicholas was a *Look Magazine* second-team all-America choice in 1952. His 982 career points made him the all-time school scoring leader at the time of his graduation from the UW. Nicholas went on to serve as a member of the UW Board of Regents and is a member of the UW Athletic Hall of Fame. In 1995, Nicholas, along with his wife Nancy Johnson-Nicholas (also a UW graduate), pledged \$10 million toward the construction of the Kohl Center. The Nicholas-Johnson Pavilion, adjacent to the Kohl Center, now bears their names.



1944-45

(10-11; Big Ten 4-8, 6th-tie)

Coach: Harold Foster

D 2LawrenceW48-22
D 9MarquetteW45-40
D 16Notre DameL46-57
D 20Iowa Pre-FlightW51-43
D 23at MarquetteW46-39
D 30Missouri #W52-37
J 6NorthwesternL37-52
J 8at Truax FieldW53-42
J 13MinnesotaW46-37
J 22Great LakesL51-66
J 27at Northwestern \$W44-43
J 29at PurdueL34-45
F 2at MichiganL39-50
F 3at Ohio StateL36-40
F 4at Great LakesL49-59
F 9Ohio StateL34-63
F 10MichiganW55-44
F 17PurdueW64-48
F 19at IowaL53-54
F 24IowaL38-68
M 3at MinnesotaL50-54
#	— at Milwaukee		
\$	— at Chicago Stadium		

1945-46

(4-17; Big Ten 1-11, 9th)

Coach: Harold Foster

D 1CarrollW67-25
D 3RiponW59-24
D 8MarquetteW42-32
D 15at Notre DameL51-65
D 17Great LakesL47-54
D 22at MarquetteL41-62
D 23at Great LakesL39-53
J 1IllinoisL31-56
J 5MinnesotaL45-59
J 7at IowaL50-57
J 12PurdueL49-53
J 26at Northwestern \$L34-56
J 28at PurdueL46-59
F 2MichiganW58-57
F 9NorthwesternL58-63
F 11at MichiganL56-66
F 16IowaL39-44
F 18at IllinoisL53-72
F 23Michigan StateL48-59
M 1at Michigan StateL52-56
M 4at MinnesotaL57-58
\$	— at Chicago Stadium		


1946-47

(16-6; Big Ten 9-3, 1st)

**BIG TEN CHAMPIONS
NCAA TOURNAMENT**

Coach: Harold Foster

D 2LawrenceW61-43
D 7MarquetteW65-51
D 9at ButlerW60-52
D 14Notre Dame (OT)W53-49
D 18OklahomaL40-56
D 21at MarquetteL47-55
D 23So. CaliforniaW61-56
J 1IllinoisW53-47
J 4at IowaW63-62
J 11IndianaW70-49
J 20at Michigan StateW58-48
J 25at IllinoisL37-63
J 27NorthwesternW45-44
F 3IowaW60-53
F 8MinnesotaW60-51
F 10at MichiganW52-51
F 15at Northwestern \$W54-42



1947 NCAA TOURNAMENT TEAM

(Front, L-R) Bob Mader, Larry Paker, Bobby Cook, Glen Selbo, Walt Lautenbach, Exner Menzel, Bob Krueger, Dick Falls. (Back, L-R) Head Coach Bud Foster, Senior Mgr. Bob Wolf, Art Rizzi, Tom Rippe, Gil Hertz, Don Rehfeldt, Ed Mills, Bob Haarlow, Doug Holcomb, Doug Rogers, Trainer Walter Bakke, Asst. Coach Fred Wegner.

F 22Ohio StateL56-57
F 24at PurdueW72-60
M 1at MinnesotaL55-58
M 20City College of NY %L56-70
M 22Navy %W50-49
\$	— at Chicago Stadium		
%	— NCAA Regionals, New York City		

1947-48

(12-8; Big Ten 7-5, 3rd-tie)

Coach: Harold Foster

D 6MarquetteW57-50
D 8ButlerW61-53
D 12PittsburghW49-36
D 19at CaliforniaL61-73
D 20at CaliforniaL44-59
D 22at OklahomaL49-75
D 31at MarquetteW67-60
J 3IllinoisW52-47
J 5MinnesotaW59-50
J 10at IndianaW58-54
J 12IowaW60-51
J 17MichiganL39-43
J 19PurdueW49-44
J 24at IllinoisL36-57
F 7at Northwestern \$W68-62
F 9Michigan StateW51-39
F 16at Ohio StateL47-53
F 21at IowaL40-62
F 23NorthwesternW59-54
M 1at MinnesotaL41-46
\$	— at Chicago Stadium		

1948-49

(12-10; Big Ten 5-7, 7th)

Coach: Harold Foster

D 1RiponW66-36
D 4Marquette (OT)W67-63
D 9MissouriW58-42
D 11Loyola (IL)L37-40
D 13at Notre DameL54-60

D 21at Southern CaliforniaL31-36
D 23at UCLAW49-46
D 31at MarquetteW60-34
J 3at IllinoisL50-62
J 8CreightonW75-39
J 10at MinnesotaL33-47
J 15IndianaW58-48
J 17Ohio StateL54-57
F 5IllinoisL54-61
F 7at MichiganL38-40
F 12at Northwestern \$W56-52
F 14at PurdueL48-53
F 19at IowaL60-61
F 21NorthwesternW57-46
F 26Western OntarioW79-45
F 28IowaW70-47
M 5MinnesotaW45-43
\$	— at Chicago Stadium		

1949-50

(17-5; Big Ten 9-3, 2nd)

Coach: Harold Foster

D 3MarquetteW63-48
D 6Kansas StateW56-48
D 8Oregon StateL36-49
D 10at Loyola (IL)W68-55
D 13Notre DameW56-48
D 17at MarquetteW62-45
D 20at MissouriL48-50
D 28Rutgers #W68-55
D 30UCLAW54-52
J 2IllinoisW59-50
J 7at IndianaL59-61
J 14MichiganW53-41
J 16MinnesotaW57-54
F 4at Ohio StateL47-61
F 6at Michigan StateW66-47
F 11at Northwestern \$W66-59
F 13at Iowa (OT)W66-62
F 18IowaW53-44
F 20PurdueW56-45
F 25at IllinoisL58-76



History

F 27NorthwesternW	...67-53
M 4at MinnesotaW	...60-54
#	— at Iowa City, IA		
\$	— at Chicago Stadium		

1950-51

(10-12; Big Ten 7-7, 4th-tie)

Coach: Harold Foster

D 2MarquetteW	...49-42
D 8Loyola (IL)L	...51-54
D 11at Notre DameL	...61-67
D 16at MarquetteL	...58-61
D 18at Kansas StateL	...58-77
D 19at St. Louis (OT)L	...48-53
D 28San Jose StateW	...75-59
J 1Illinois (OT)L	...69-71
J 6at MichiganW	...61-52
J 8at Michigan StateW	...53-52
J 13at Ohio StateW	...74-67
J 15NorthwesternW	...68-56
F 1ButlerW	...60-35
F 3at MinnesotaW	...47-44
F 5Ohio StateW	...56-51
F 10at IllinoisL	...52-63
F 12at PurdueL	...46-62
F 17IowaL	...60-73
F 24Michigan StateW	...35-29
F 26MichiganL	...50-52
M 3PurdueL	...61-64
M 5at IndianaL	...58-68

1951-52

(10-12; Big Ten 5-9, 7th)

Coach: Harold Foster

D 1MarquetteW	...48-46
D 8Notre DameL	...53-63
D 13Loyola (LA)W	...66-47
D 17St. LouisW	...55-54
D 22at MarquetteL	...47-51
D 27Oregon #W	...82-77
D 28California #L	...49-68
J 5PurdueL	...64-79
J 7at IllinoisL	...49-53
J 12Ohio StateW	...58-51
J 19at NorthwesternW	...74-58
J 21at Michigan StateL	...39-50
F 6at ButlerW	...62-60
F 9MinnesotaL	...47-54
F 11at PurdueL	...67-78
F 16Michigan StateL	...55-57
F 18at MichiganL	...55-56
F 23IndianaL	...48-63
F 25MichiganW	...69-53
M 1at Ohio StateL	...56-69
M 3at IowaW	...78-75
M 8IllinoisW	...58-48
#	— at San Francisco		

1952-53

(13-9; Big Ten 10-8, 5th)

Coach: Harold Foster

D 5MarquetteW	...76-55
D 8at Loyola (LA)W	...81-60
D 15IowaW	...75-70
D 20at PurdueL	...59-65
D 26CaliforniaW	...64-57
D 27Oregon #L	...64-66
D 29at IowaL	...66-83
J 3PurdueW	...50-46
J 5at MinnesotaL	...53-64
J 10at IllinoisL	...61-71
J 12MinnesotaW	...76-74
J 17at NorthwesternW	...78-56
J 19Ohio StateW	...64-51
F 7IllinoisL	...61-65

F 9at IndianaL	...48-66
F 14MichiganW	...75-63
F 16IndianaL	...70-72
F 21at MichiganW	...74-52
F 23at Michigan StateL	...45-53
F 28at Ohio StateW	...69-63
M 7NorthwesternW	...74-58
M 9Michigan StateW	...58-51
#	— at Iowa City, IA		

1953-54

(12-10; Big Ten 6-8, 5th-tie)

Coach: Harold Foster

D 1ButlerW	...70-54
D 4at MarquetteW	...64-56
D 7at Loyola (IL)W	...75-54
D 12MissouriW	...64-53
D 14OklahomaL	...65-69
D 19at Louisiana StateW	...82-66
D 21at Tulane (OT)L	...55-57
D 28DenverW	...67-48
J 2PurdueW	...66-57
J 4at IndianaL	...67-70
J 9at IowaL	...54-71
J 11NorthwesternW	...64-47
J 16IndianaL	...74-90
J 18at Michigan StateW	...57-53
F 6at Ohio StateW	...79-73
F 13Illinois (OT)L	...64-70
F 15MinnesotaL	...68-78
F 20MichiganW	...77-56
F 22at IllinoisL	...64-66
F 27at PurdueL	...66-71
M 1Michigan StateW	...79-56
M 6at MinnesotaL	...73-78

1954-55

(10-12; Big Ten 5-9, 6th-tie)

Coach: Harold Foster

D 4at Notre DameL	...61-72
D 6Western MichiganW	...80-68
D 11at OklahomaW	...77-66
D 13at MissouriL	...56-67
D 18Louisiana StateW	...107-68
D 20TulaneL	...66-69
D 29PrincetonW	...66-64
J 1at IllinoisW	...79-64
J 3IowaL	...69-86
J 8at Michigan StateL	...77-94
J 10at MichiganL	...63-90
J 15IndianaW	...77-66
J 17at ButlerW	...57-53
F 5Michigan StateL	...70-73
F 7at IndianaL	...58-65
F 12Ohio StateW	...86-63
F 14at PurdueL	...63-75
F 19IllinoisL	...67-99
F 21MinnesotaL	...69-71
F 26at NorthwesternL	...72-80
F 28PurdueW	...75-73
M 5at MinnesotaW	...78-72

1955-56

(6-16; Big Ten 4-10, 8th-tie)

Coach: Harold Foster

D 1ButlerL	...63-67
D 5at Notre DameW	...70-66
D 10KansasL	...66-74
D 12So. MethodistL	...62-75
D 19NebraskaW	...71-52
D 28at WashingtonL	...53-54
D 29at CaliforniaL	...55-62
D 30at StanfordL	...53-65
J 2PurdueL	...66-78
J 7IndianaL	...71-75

J 9at Illinois (8)L	...77-96
J 14at Ohio State (7) (2OT)L	...98-100
J 16MichiganW	...69-58
F 4at NorthwesternW	...79-55
F 6IowaL	...74-78
F 11MinnesotaL	...71-77
F 13at IndianaW	...69-67
F 18at IowaL	...66-80
F 20Ohio StateL	...71-79
F 25at MichiganL	...68-78
F 27at Michigan StateL	...82-89
M 3NorthwesternW	...76-70

1956-57

(5-17; Big Ten 3-11, 9th)

Coach: Harold Foster

D 1South Dakota (OT)L	...56-58
D 3at ButlerL	...50-54
D 8Notre DameL	...55-75
D 10at NebraskaL	...51-53
D 15Washington U.W	...41-38
D 20at BradleyL	...62-74
D 22at Kansas (1)L	...62-83
D 29YaleW	...64-46
J 5at NorthwesternL	...54-75
J 7at IndianaL	...68-79
J 12Illinois (10)L	...63-79
J 14at MichiganL	...62-71
J 19IowaL	...47-70
J 21Ohio StateL	...64-67
F 11MichiganW	...70-65
F 16at Ohio StateL	...50-63
F 18at MinnesotaL	...53-85
F 23IndianaL	...74-85
F 25Michigan StateL	...62-78
M 2at PurdueL	...66-85
M 4NorthwesternW	...82-69
M 9at IowaW	...60-59

1957-58

(8-14; Big Ten 3-11, 10th)

Coach: Harold Foster

D 2South DakotaW	...63-56
D 7Notre DameL	...53-75
D 9at Washington U.W	...43-33
D 16RiceW	...67-62
D 19ButlerW	...59-58
D 27at New Mexico #W	...61-59
D 28Wyoming #L	...65-93
D 30at UtahL	...70-72
J 4IllinoisL	...59-64
J 6at MichiganL	...49-70
J 11Ohio StateW	...67-64
J 13at IllinoisW	...71-70
J 18at PurdueL	...47-62
J 20Michigan StateW	...66-52
F 8MinnesotaL	...66-71
F 10IndianaL	...87-93
F 15PurdueL	...76-81
F 17at IowaL	...61-74
F 22at Michigan StateL	...59-93
F 24at MinnesotaL	...63-71
M 1at NorthwesternL	...65-82
M 3MichiganL	...65-72
#	— New Mexico Classic, Albuquerque		

1958-59

(3-19; Big Ten 1-13, 10th)

Coach: Harold Foster

D 2MarquetteL	...47-76
D 6at RiceL	...37-78
D 8at Southern MethodistL	...63-81
D 13Notre DameW	...56-54
D 15MissouriW	...68-60
D 19WashingtonL	...48-62



D 20	...California #	L	53-68
D 30	...at Butler	L	55-69
J 3	...at Minnesota	L	66-79
J 5	...Illinois	L	51-77
J 10	...at Purdue	L	61-84
J 12	...Michigan	L	74-84
F 2	...Michigan State (7)	L	57-88
F 7	...at Ohio State	L	72-78
F 9	...Purdue	W	91-86
F 14	...Iowa	L	84-94
F 16	...at Illinois	L	54-93
F 21	...Minnesota	L	50-69
F 23	...at Michigan	L	63-87
F 28	...Northwestern	L	82-86
M 2	...at Michigan State (6)	L	73-93
M 7	...at Indiana	L	71-97
#	— at Iowa City, IA		

1959-60
(8-16; Big Ten 4-10, 9th)
Coach: John Erickson

D 1	...Butler	L	82-88
D 5	...Iowa State	L	53-71
D 7	...at Notre Dame	L	58-78
D 12	...Loyola (IL)	W	85-67
D 14	...at Missouri	L	66-78
D 19	...at Marquette	L	66-84
D 21	...Stanford	W	61-60
D 26	...Boston College #	W	95-82
D 28	...at Canisius #	L	65-80
J 2	...Michigan State	L	79-91
J 4	...Iowa	L	64-71
J 9	...at Purdue	L	69-99
J 11	...Northwestern	L	69-77
J 27	...North Dakota	W	92-80
J 30	...at Minnesota	L	72-86
F 6	...Indiana	L	85-97
F 8	...Ohio State (4)	L	69-106
F 13	...at Indiana	L	71-91
F 15	...at Iowa	W	63-58
F 20	...Illinois	W	75-63
F 22	...at Michigan (OT)	W	88-82
F 27	...at Ohio State (2)	L	68-93
F 29	...at Northwestern	L	59-73
M 5	...Purdue	W	89-80
#	— Queen City Tournament, Buffalo, NY		

1960-61
(7-17; Big Ten 4-10, 8th)
Coach: John Erickson


D 1	...at Butler	L	58-73
D 3	...Air Force	W	80-67
D 5	...at Iowa State	L	76-88
D 10	...Marquette	W	55-51
D 17	...at Bradley (2)	L	66-88
D 20	...Nevada	W	89-56
D 28	...Oregon State #	L	54-56
D 29	...at Portland # (OT)	L	71-79
D 30	...Washington State #	L	72-78
J 7	...at Michigan State	W	74-71
J 9	...Iowa (6)	L	68-76
J 28	...at Loyola (IL)	L	79-87
J 30	...Ohio State (1)	L	68-100
F 4	...at Purdue	L	58-69
F 6	...at Illinois	L	73-77
F 11	...at Northwestern	L	52-54
F 13	...at Iowa (9)	L	61-63
F 18	...Indiana	L	84-98
F 20	...Minnesota	W	83-75
F 25	...at Ohio State (1)	L	74-97
F 27	...Michigan	W	76-68
M 4	...Northwestern	W	75-61
M 6	...at Indiana	L	69-80
M 11	...Purdue	L	81-88
#	— Far West Classic, Portland, OR		

1961-62
(17-7; Big Ten 10-4, 2nd)
Coach: John Erickson

D 2	...South Dakota	W	99-63
D 4	...Florida State	W	64-63
D 9	...Cincinnati	L	67-86
D 11	...Washington U.	W	91-63
D 16	...Pacific	W	92-68
D 20	...at Marquette	L	75-92
D 26	...Providence #	W	95-84
D 28	...Dayton #	W	105-93
D 30	...Cincinnati (2) #	L	71-101
J 6	...Iowa	W	91-79
J 8	...at Michigan State	W	83-78
J 23	...North Dakota State	W	102-50
J 27	...Purdue	W	89-86
J 29	...at Illinois	W	85-81
F 3	...at Minnesota	W	94-88
F 5	...Michigan	L	74-81
F 10	...Michigan State	W	77-72
F 12	...at Indiana	W	105-94
F 17	...at Michigan	L	65-84
F 19	...Illinois	W	103-101
F 24	...at Northwestern	W	65-64
F 26	...Minnesota	L	90-92
M 3	...Ohio State (1)	W	86-67
M 10	...at Iowa	L	64-81
#	— ECAC Holiday Festival, New York City		

1962-63
(14-10; Big Ten 7-7, 6th)
Coach: John Erickson

D 1	...at Air Force	W	72-64
D 3	...at Arizona	L	46-51
D 8	...Texas-El Paso	W	73-59
D 10	...Indiana State	L	86-87
D 15	...Miami (OH)	W	84-58
D 19	...Marquette	W	76-58
D 22	...UCLA	L	63-77



Bucky Badger is one of the nation's most famous mascots.

D 28	...Utah #	W	94-72
D 29	...at Marquette #	W	70-56
J 5	...at Purdue	W	74-66
J 12	...Michigan State	L	68-75
J 14	...at Iowa	L	56-65
J 26	...St. John's (NY)	W	85-52
F 2	...Minnesota	L	68-69
F 4	...at Michigan	W	81-78
F 9	...at Ohio State	L	70-94
F 11	...Illinois (4)	W	84-77
F 16	...Northwestern	W	78-65
F 18	...at Minnesota	L	48-72
F 23	...at Illinois (6)	L	77-89
F 25	...Indiana	W	102-96
M 2	...at Michigan State (OT)	W	92-89
M 4	...Iowa	W	75-69
M 9	...Michigan	L	80-82
#	— Milwaukee Classic		


1963-64
(8-16; Big Ten 2-12, 10th)
Coach: John Erickson

D 2	...Kent	W	88-77
D 7	...Ohio	L	76-77
D 10	...Pittsburgh	W	85-83
D 14	...at Cincinnati (6)	L	60-65
D 17	...Gonzaga	W	115-71
D 20	...at Kentucky (2) #	L	85-108
D 21	...Princeton # (OT)	L	87-90
D 27	...Dartmouth \$	W	94-68
D 28	...Georgia Tech \$	W	104-84
J 4	...Ohio State (8)	L	85-101
J 6	...at Michigan State	L	90-106
J 11	...at Northwestern	L	63-76
J 13	...Iowa	W	79-61
J 28	...at Marquette	W	72-68
F 1	...at Minnesota	L	92-111
F 8	...Purdue	W	81-80
F 11	...Northwestern	L	64-72
F 15	...at Ohio State	L	74-92
F 17	...Indiana (2OT)	L	80-82
F 22	...Michigan (2)	L	59-103
F 24	...at Indiana	L	82-108
F 29	...at Purdue	L	83-97
M 2	...Minnesota	L	96-105
M 7	...at Illinois	L	73-97
#	— Kentucky Invitational		
\$	— Milwaukee Classic		

1964-65
(9-13; Big Ten 4-10, 8th)
Coach: John Erickson

D 1	...Houston	W	76-65
D 8	...at Pittsburgh	W	80-63
D 12	...Bowling Green	W	87-56
D 15	...Illinois	L	56-70
D 18	...Boston College #	L	85-86
D 19	...at Marquette #	L	61-62
D 26	...Boston College \$	W	70-69
J 4	...at Iowa	L	62-92
J 9	...at Minnesota	L	57-81
J 11	...Purdue	W	76-66
J 13	...Marquette	L	58-59
J 30	...at Ohio State	L	86-98
F 1	...at Notre Dame	W	98-90
F 6	...Ohio State	L	71-73
F 13	...at Purdue	L	74-83
F 16	...Minnesota (9)	L	91-101
F 20	...at Indiana (7)	L	87-101
F 23	...Northwestern (OT)	W	93-87
F 27	...Michigan State	W	99-89
M 2	...at Michigan (1)	L	75-98
M 6	...at Northwestern	W	88-76
M 8	...Indiana	L	73-92
#	— Milwaukee Classic		
\$	— Rainbow Classic, Honolulu		





UW Director of Athletics Pat Richter (No. 51, looking back to the right) was a 6-5 center who earned a basketball scholarship to Wisconsin and was a three-sport letterman during the early 1960s.

1965-66

(11-13; Big Ten 6-8, 7th)

Coach: John Erickson

D 1	...NebraskaL	88-101
D 4	...Notre DameW	97-79
D 11	...at HoustonL	57-82
D 14	...IllinoisL	70-90
D 17	...Washington #L	67-81
D 18	...West Virginia #L	93-101
D 20	...MontanaW	76-72
D 22	...at CincinnatiL	74-87
D 29	...PennsylvaniaW	84-70
J 3	...at MarquetteW	73-72
J 8	...Iowa (7)W	69-68
J 11	...at IllinoisL	64-80
J 27	...Hardin-SimmonsW	83-63
J 29	...MichiganL	67-69
J 31	...at Ohio State (OT)L	81-87
F 5	...at Michigan StateL	65-79
F 7	...IndianaW	79-78
F 12	...at Michigan (10)L	102-120
F 19	...Michigan StateW	78-77
F 21	...at NorthwesternL	65-76
F 26	...at IowaL	70-80
F 28	...NorthwesternW	90-62
M 5	...PurdueW	69-68
M 7	...at MinnesotaW	87-74

— Milwaukee Classic

1966-67

(13-11; Big Ten 8-6, 4th)

Coach: John Erickson

D 3	...Cincinnati (PS 10) (OT)L	70-77
D 10	...at Bowling GreenL	69-81
D 13	...Iowa StateW	80-73
D 16	...Fordham #W	67-66
D 17	...South Carolina #W	88-84
D 19	...at IllinoisL	74-87
D 28	...at UCLA (1) \$L	56-100
D 29	...Michigan \$L	88-98
D 30	...Arizona \$W	104-77
J 4	...MarquetteL	60-66
J 7	...at PurdueW	79-76
J 10	...MichiganW	98-90
J 25	...South DakotaW	94-53
J 28	...at Michigan StateL	61-68
F 4	...Ohio State (OT)L	84-90
F 11	...at IndianaL	81-93
F 14	...MinnesotaW	85-75
F 18	...at Iowa (3OT)W	96-95
F 21	...NorthwesternW	110-94
F 25	...Michigan StateW	68-64
F 28	...at NorthwesternL	82-91
M 4	...Michigan %W	80-79
M 7	...Iowa (OT)L	87-90
M 11	...IllinoisW	102-92

— Milwaukee Classic
\$ — Los Angeles Classic
% — at Detroit

1967-68

(13-11; Big Ten 7-7, 5th)

Coach: John Erickson

D 2	...DePauwW	90-68
D 5	...Notre DameL	73-81
D 9	...Southern MethodistW	120-82
D 15	...Louisiana State #W	96-94
D 16	...at Marquette #W	70-62
D 20	...FloridaW	86-81
D 27	...at Pennsylvania \$W	86-67
D 28	...Temple \$L	80-82
D 29	...Duquesne \$L	66-76
J 6	...MichiganW	77-75
J 9	...at PurdueL	79-99
J 11	...at MarquetteL	56-71
J 16	...Michigan StateW	70-68
J 30	...at MinnesotaW	72-62
F 3	...at Ohio StateL	64-86
F 6	...IllinoisL	60-68
F 10	...IndianaW	95-83
F 12	...Ohio StateW	86-78
F 17	...at IowaL	61-69
F 24	...at Michigan StateL	77-87
F 27	...MinnesotaW	94-82
M 2	...PurdueW	104-84
M 5	...at IndianaL	85-93
M 9	...at NorthwesternL	75-77

— Milwaukee Classic
\$ — Quaker City Classic, Philadelphia

1968-69

(11-13; Big Ten 5-9, 8th-tie)

Coach: John Powless

N 30	...at NebraskaL	55-68
D 3	...Kansas (4)W	67-62
D 7	...North DakotaW	94-48
D 11	...at Notre Dame (7)L	56-57
D 14	...Northern IllinoisW	69-67
D 21	...at FloridaL	66-71
D 27	...Ohio #W	74-68
D 28	...at Marquette #L	56-59
D 31	...Kentucky (3) \$W	69-65
J 4	...PurdueL	80-86
J 7	...at Michigan StateL	67-77
J 11	...at Ohio State (16)L	69-84
J 14	...MinnesotaW	68-61
J 28	...Marquette (16)W	56-50
F 1	...at Illinois (7)L	73-86
F 4	...IndianaL	63-65
F 8	...Ohio State (12)W	77-73
F 11	...at MinnesotaW	69-63
F 15	...at Purdue (8)L	69-87
F 22	...Michigan StateW	76-64
F 25	...at IndianaL	84-101
M 1	...at MichiganL	79-84
M 4	...NorthwesternL	70-72
M 8	...IowaW	84-74

— Milwaukee Classic
\$ — at Chicago Stadium





1969-70

(10-14; Big Ten 5-9, 6th-tie)

Coach: John Powless

D 1	...Ball StateW	88-74
D 6	...at Southern MethodistW	78-76
D 8	...at KansasL	60-76
D 13	...Southern IllinoisL	69-74
D 16	...at Iowa StateL	73-84
D 20	...PittsburghW	85-71
D 26	...Utah State #W	81-74
D 27	...at Marquette #L	43-64
J 3	...IllinoisL	69-74
J 6	...at PurdueL	74-90
J 10	...IowaL	74-92
J 13	...MinnesotaW	90-84





L-R: Clarence Sherrod, Glen Richgels, Leon Howard and Gary Watson each registered a "double-double" in a 94-83 win over Loyola (New Orleans) in 1970. Sherrod had 25 points and 10 rebounds, Richgels had 15-17, Howard 15-11 and Watson 19-14.

J 27....at Marquette (7).....L...51-60
J 31....Ohio (13).....W...72-69
F 3....at Illinois (14).....W...66-65
F 7....Michigan State.....W...89-79
F 10....at Iowa (14).....L 100-119
F 14....Michigan.....W...84-74
F 17....Indiana.....L...77-89
F 21....at Northwestern.....L...75-82
F 24....Ohio State.....L...86-98
F 28....at Michigan.....W...90-86
M 3....Northwestern.....L...82-87
M 7....at Ohio State.....L...87-96
— Milwaukee Classic

1970-71

(9-15; Big Ten 4-10, 7th-tie)

Coach: John Powless

D 1....Eastern Illinois.....W..102-84
D 5....Michigan Tech.....W..114-70
D 8....at Pittsburgh.....L...76-81
D 12....Loyola (LA).....W...94-83
D 15....at Ohio.....L...80-81
D 19....Tulane.....W...96-77
D 29....Texas #.....W...89-73
D 30....at Marquette (3) #.....L...69-72
J 4....Australia.....E...94-63
J 9....Michigan.....L...89-90
J 12....at Illinois.....L...82-84
J 16....at Ohio State.....L...69-83
J 19....Northwestern.....W...87-72
F 2....Marquette (1).....L...75-89
F 6....Iowa.....L...91-93
F 9....at Southern Illinois.....L...75-86
F 13....at Northwestern.....L...91-101
F 16....Ohio State (20).....L...71-79
F 20....at Michigan State.....L...78-97
F 23....Illinois.....W...88-84
F 27....at Iowa.....W...89-83
M 2....Indiana (T18) (2OT).....W...94-87
M 6....at Minnesota.....L...98-104
M 9....Purdue.....L...77-81
M 13....at Michigan.....L...73-93
— Milwaukee Classic

1971-72

(13-11; Big Ten 6-8, 5th-tie)

Coach: John Powless

D 1....Michigan Tech.....W..107-74
D 4....at Tulane.....L...70-72
D 6....at Loyola (LA).....W...67-66
D 8....DePauw.....W...92-69

D 11....Northern Michigan.....W..104-65
D 13....Florida Tech.....W...90-58
D 15....Australia.....E...90-78
D 18....Pittsburgh.....W...80-63
D 27....Marshall (17) #.....L...83-85
D 28....Georgetown #.....W...82-62
J 3....at Marquette (2).....L...60-72
J 8....Iowa.....W...81-80
J 11....at Michigan State.....L...76-83
J 15....at Indiana (17) (OT).....W...66-64
J 18....Minnesota (17).....L...59-65
F 5....at Ohio State (9).....L...69-79
F 12....Indiana (OT).....L...76-84
F 15....at Purdue.....W...84-65
F 19....at Minnesota.....L...73-76
F 22....Purdue.....W...66-60
F 26....at Illinois.....L...86-91
F 29....Michigan State.....W..101-74
M 4....Northwestern.....L...82-90
M 7....at Michigan.....L...70-93
M 11....Illinois.....W...97-84
— Milwaukee Classic

1972-73

(11-13; Big Ten 5-9, 9th)

Coach: John Powless

N 25....at UCLA (PS 1).....L...53-94
D 2....SIU-Edwardsville.....W..100-74
D 4....at Oral Roberts (12).....L...76-90
D 9....South Dakota.....W...87-63
D 19....West Virginia.....W...77-59
D 29....Yale #.....W...90-64
D 30....at Marquette (3) (2OT) #.....L...73-75
J 3....at Pittsburgh.....W...72-70
J 6....Indiana (20).....L...64-78
J 8....at Illinois.....L...74-76
J 13....at Minnesota (8).....L...54-78
J 20....Michigan State.....W...93-80
J 22....at Purdue (20).....L...59-66
J 27....at Northwestern.....L...73-74
J 29....Minnesota (9).....L...64-81
F 3....Ohio State.....W...84-76
F 6....Marquette (7).....L...58-64
F 10....Illinois.....W...99-88
F 17....at Iowa.....L...76-100
F 20....at Ohio.....W...82-68
F 24....at Indiana (10).....L...55-57
F 26....Purdue (20).....W...71-63
M 3....Michigan.....W...94-79
M 10....at Michigan State (OT).....L...78-79
— Milwaukee Classic

1973-74

(16-8; Big Ten 8-6, 4th-tie)

Coach: John Powless

D 1....Rollins.....W...77-55
D 3....California-Davis.....W...97-53
D 8....North Dakota State.....W...88-60
D 15....DePauw.....W...92-51
D 19....at West Virginia.....W...69-62
D 22....UW-Milwaukee.....W...73-46
D 28....Southern Methodist #.....W...74-73
D 29....at Marquette (6) (OT) #.....L...48-49
J 5....Northwestern.....W...87-53
J 9....Ohio.....W...69-68
J 12....at Indiana (T13).....L...51-52
J 19....Illinois.....W..101-75
J 26....Ohio State.....W...69-64
J 28....at Michigan (20).....L...75-83
F 2....at Minnesota (OT).....L...63-64
F 5....at Marquette (6).....L...58-59
F 9....Iowa.....W..113-87
F 11....Indiana (12).....L...63-81
F 16....at Purdue.....L...80-107
F 23....at Ohio State.....W...68-56
F 25....Michigan (17).....L...74-79
M 2....Michigan State.....W...87-80
M 4....at Iowa.....W...74-58
M 9....at Northwestern.....W...77-62
— Milwaukee Classic

1974-75

(8-18; Big Ten 5-13, 8th)

Coach: John Powless

N 30....Ohio.....W...71-62
D 4....St. Mary's (CA).....L...60-62
D 7....Iowa State.....W...86-84
D 18....Stanford.....L...67-89
D 21....Brown.....W...79-68
D 27....Virginia #.....L...78-86
D 28....Georgia # (OT).....L...89-91
J 2....Minnesota.....L...46-61
J 4....at Northwestern.....L...66-69
J 11....at Purdue.....L...49-88
J 13....at Illinois.....L...56-72
J 18....Ohio State.....L...67-69
J 20....Indiana (1).....L...69-89
J 25....at Michigan State.....L...87-105
J 27....at Michigan (OT).....L...73-75
F 1....Iowa (OT).....W...86-85
F 4....Marquette (11).....L...63-69
F 8....Purdue.....L...64-69
F 10....Illinois.....W...76-70



History

F 15	...at Ohio StateL	70-76
F 17	...at Indiana (1)L	58-93
F 22	...Michigan StateW	103-96
F 24	...MichiganW	70-68
M 1	...at IowaL	68-75
M 3	...at MinnesotaL	58-65
M 8	...NorthwesternW	94-70
#	— Milwaukee Classic		

1975-76

(10-16; Big Ten 4-14, 9th)

Coach: John Powless

N 19	...Windsor (Canada)E	99-68
N 29	...DePaulW	105-63
D 3	...North Dakota StateW	87-79
D 6	...Loyola (IL)W	88-73
D 8	...Northern IllinoisW	97-77
D 13	...Northern MichiganW	92-59
D 16	...at Marquette (7)L	54-78
D 29	...Stanford #W	70-64
D 30	...at Marquette (4) #L	66-82
J 3	...Michigan StateW	70-63
J 5	...Ohio State (OT)W	82-81
J 8	...Michigan (16)L	81-106
J 10	...at PurdueL	72-87
J 12	...at IllinoisL	61-71
J 17	...IowaL	71-81
J 19	...MinnesotaL	84-96
J 24	...at NorthwesternL	60-62
J 31	...at Indiana (1)L	61-114
F 2	...at Michigan (16)L	86-107
F 7	...PurdueL	74-85
F 9	...IllinoisL	59-70
F 14	...at IowaL	82-96
F 16	...at MinnesotaL	74-98
F 21	...NorthwesternL	77-90
F 26	...Indiana (1)L	67-96
M 1	...at Ohio StateW	91-79
M 6	...at Michigan StateW	86-82
#	— Milwaukee Classic		

1976-77

(11-16; Big Ten 7-11, 7th-tie)

Coach: Bill Cofield

N 27	...at Kentucky (6)L	64-72
D 2	...St. Mary's (CA)W	82-76
D 6	...DePaulW	68-66
D 11	...at StanfordL	66-70
D 13	...at Northern IllinoisL	57-81

D 15	...Loyola (IL)W	71-68
D 27	...Boston College #W	74-66
D 28	...at Marquette (12) #L	57-64
J 6	...at Michigan StateL	61-84
J 8	...at Michigan (6)L	63-66
J 13	...Ohio StateL	58-60
J 15	...IndianaL	64-79
J 20	...NorthwesternW	61-60
J 22	...at Minnesota (13) %W	64-82
J 24	...at Purdue (18)L	71-81
J 27	...Michigan (7)L	64-69
J 29	...Michigan State (3OT)W	87-83
F 3	...at IllinoisL	72-82
F 5	...at IowaL	73-90
F 10	...PurdueW	76-74
F 12	...IllinoisW	62-50
F 19	...at NorthwesternL	88-98
F 21	...Marquette (19)L	58-73
F 24	...at IndianaW	66-64
F 26	...at Ohio State (OT)L	80-82
M 3	...Minnesota (9) %W	61-64
M 5	...Iowa (2OT)L	93-94
#	— Milwaukee Classic		

% — Game later forfeited by Minnesota

1977-78

(8-19; Big Ten 4-14, 9th-tie)

Coach: Bill Cofield

D 1	...UW-MilwaukeeW	72-66
D 3	...CanisiusW	96-70
D 7	...at George WashingtonL	74-77
D 9	...at Providence (14)L	62-73
D 12	...at Iowa StateL	73-82
D 14	...DePaulL	62-85
D 29	...Loyola (IL)W	71-70
D 31	...Northern Illinois (OT)W	74-73
J 5	...at Ohio StateL	61-77
J 7	...at Michigan State (12)L	63-74
J 12	...PurdueL	70-79
J 14	...IndianaW	78-65
J 19	...at MichiganL	64-83
J 21	...MinnesotaL	51-61
J 28	...NorthwesternL	85-93
J 30	...at IowaL	73-88
F 2	...at IllinoisL	71-74
F 4	...IowaW	82-72
F 9	...at MinnesotaL	55-64
F 11	...IllinoisW	80-73

F 14	...at Marquette (1)L	64-75
F 16	...MichiganL	66-68
F 18	...at NorthwesternW	81-80
F 23	...at IndianaL	54-58
F 25	...at PurdueL	78-87
M 2	...Michigan State (6)L	75-89
M 4	...Ohio StateL	78-83

1978-79

(12-15; Big Ten 6-12, 8th-tie)

Coach: Bill Cofield

N 24	...UW-MilwaukeeW	74-55
N 28	...at St. John's (NY)W	73-68
D 1	...Long Island #W	89-70
D 2	...St. Louis #W	66-63
D 9	...Loyola (IL)W	79-74
D 16	...at DePaulL	78-84
D 23	...Marquette (16)W	65-52
D 28	...at Louisville (16) \$L	53-70
D 29	...Oral Roberts \$L	69-102
J 4	...at Michigan State (1)L	55-64
J 6	...at Ohio StateL	71-82
J 11	...NorthwesternW	95-82
J 13	...MichiganW	77-66
J 18	...Illinois (8)L	74-81
J 20	...at MinnesotaL	72-82
J 25	...at IndianaL	61-82
J 27	...at PurdueL	60-73
F 1	...Iowa (15)L	64-70
F 3	...PurdueL	48-54
F 8	...MinnesotaL	72-74
F 10	...at Iowa (14)L	65-79
F 15	...at IllinoisL	64-81
F 17	...Indiana (OT)L	62-68
F 22	...at MichiganW	66-65
F 24	...at NorthwesternW	72-70
M 1	...Ohio StateW	76-73
M 3	...Michigan State (4)W	83-81
#	— Wisconsin Invitational, Madison		
\$	— Holiday Classic, Louisville, KY		


1979-80

(15-14; Big Ten 7-11, 8th)

Coach: Bill Cofield


N 12	...YugoslaviaE	70-93
N 30	...Oklahoma City #W	99-92
D 1	...E. Tennessee State #W	68-56
D 5	...at DePaul (10)L	77-90
D 8	...AlabamaL	62-66
D 12	...Eastern MichiganW	69-57
D 15	...at MarquetteW	57-56
D 22	...Cleveland StateW	103-78
D 23	...Morgan StateW	94-42
D 27	...Nebraska \$ (OT)L	82-83
D 29	...Nevada \$W	86-61
D 30	...Army \$W	78-54
J 3	...NorthwesternW	75-66
J 5	...Indiana (11)W	52-50
J 10	...at Minnesota (OT)L	76-82
J 12	...at Iowa (12)L	65-66
J 17	...at Michigan StateL	61-62
J 19	...IllinoisL	64-69
J 24	...Purdue (14) (OT)L	60-73
J 26	...at Ohio State (4)W	72-71
J 31	...Michigan (OT)L	69-73
F 2	...Ohio State (6)W	70-67
F 7	...at IllinoisL	50-67
F 9	...at MichiganL	59-68
F 14	...Michigan StateW	80-66
F 16	...at Purdue (15)L	61-69
F 21	...IowaW	62-58
F 23	...MinnesotaW	70-55
F 28	...at Indiana (13)L	52-61
M 1	...at NorthwesternL	50-53
#	— Wisconsin Invitational, Madison		
\$	— Rainbow Classic, Honolulu		

Danny Jones (50) and Claude Gregory (35) rank second and third, respectively, on the UW's career scoring ledger. Jones' 1,854 points broke Gregory's school-record 1,745 points.



1980-81
(11-16; Big Ten 5-13, 9th)
Coach: Bill Cofield

N 13	...Team FiatE	77-70
D 1	...at AlabamaL	75-90
D 5	...Kentucky State #W	77-65
D 6	...UW-Green Bay # (2OT)W	68-66
D 9	...Ball StateW	85-72
D 12	...Davidson \$L	63-67
D 13	...at UNC-Charlotte \$W	71-63
D 22	...Texas SouthernW	58-49
D 31	...Central MichiganW	69-62
J 8	...at Minnesota (19)L	60-76
J 10	...at NorthwesternL	48-50
J 15	...Iowa (14)L	66-76
J 17	...PurdueL	69-71
J 22	...Michigan StateW	63-62
J 24	...at Illinois (15)W	54-45
J 29	...at Ohio StateL	67-71
J 31	...Michigan (17)L	67-74
F 5	...at Indiana (17)L	64-89
F 7	...at Michigan (14)L	64-71
F 12	...Illinois (17)L	65-84
F 14	...Indiana (20)L	52-59
F 19	...at Michigan StateL	65-74
F 21	...Ohio StateW	77-63
F 26	...at PurdueL	61-72
F 28	...at Iowa (8)L	75-96
M 5	...NorthwesternW	60-57
M 7	...Minnesota (OT)W	60-58
M 10	...MarquetteL	53-64
#	— Wisconsin Invitational, Madison		
\$	— First Union Classic, Charlotte, NC		



Madison native Rick Olson starred for the Badgers during the mid-1980s.

1981-82
(6-21; Big Ten 3-15, 10th)
Coach: Bill Cofield

N 16	...ChinaE	88-81
D 4	...Illinois-Chicago #L	66-74
D 5	...UW-Green Bay #W	77-65
D 9	...at Central MichiganL	68-71
D 12	...Ball StateW	71-70
D 21	...Northern IowaW	65-53
D 27	...Oregon \$L	82-85
D 28	...Tennessee \$L	67-79
D 29	...Iowa State \$L	79-103
J 7	...at MichiganW	65-63
J 9	...at Ohio StateL	59-67
J 14	...NorthwesternL	55-61
J 16	...Iowa (5)L	62-78
J 21	...Minnesota (5)L	57-78
J 23	...at Michigan StateL	58-68
J 28	...IndianaL	56-62
J 30	...at PurdueL	67-81
F 4	...at IllinoisL	54-88
F 6	...PurdueL	46-55
F 11	...at Minnesota (9)L	60-71
F 13	...IllinoisL	60-68
F 18	...at Indiana (20)L	57-88
F 20	...Michigan StateW	65-60
F 25	...at Iowa (11)L	55-79
F 27	...at NorthwesternW	61-60
M 4	...Ohio StateL	75-77
M 6	...MichiganL	84-91
M 9	...at MarquetteL	64-94
#	— Wisconsin Invitational, Madison		
\$	— Far West Classic, Portland, OR		


1982-83
(8-20; Big Ten 3-15, 10th)
Coach: Steve Yoder

N 11	...Windsor (Canada)E	94-58
N 27	...Washington StateL	64-66
N 29	...ToledoW	79-71
D 1	...Northern IowaW	76-69

D 4	...Kansas StateW	64-52
D 8	...at Ball StateL	66-76
D 11	...Central MichiganW	83-67
D 20	...at Northern Illinois #W	58-55
D 28	...Georgetown (10) \$L	43-71
D 29	...at Southern California \$L	76-86
J 6	...Purdue (20)L	64-80
J 8	...IllinoisL	54-61
J 13	...at Michigan StateL	66-86
J 15	...at MichiganL	57-62
J 20	...NorthwesternW	49-45
J 22	...Iowa (10)W	65-62
J 29	...Minnesota (16)L	58-65
F 3	...at Indiana (6)L	73-83
F 5	...at Ohio StateL	69-82
F 9	...Ohio StateL	65-68
F 12	...Indiana (4)L	56-75
F 17	...MarquetteL	62-68
F 19	...at MinnesotaL	71-78
F 24	...at Iowa (17)L	63-93
F 26	...at Northwestern %L	57-64
M 2	...MichiganW	82-70
M 5	...Michigan StateL	65-91
M 10	...at IllinoisL	64-71
M 12	...at PurdueL	64-79
#	— at Metro Centre, Rockford, IL		
\$	— Winston Tire Classic, Los Angeles		
%	— at Alumni Hall (DePaul), Chicago		

1983-84
(8-20; Big Ten 4-14, 10th)
Coach: Steve Yoder

N 9	...YugoslaviaE	59-83
N 26	...Florida A&MW	100-56
D 1	...at Northern IowaL	59-60
D 3	...Southern IllinoisW	78-72
D 5	...Nebraska (2OT)L	69-71
D 7	...Northern IllinoisW	90-68



Stu Jackson coached the Badgers into the 1994 NCAA Tournament.

D 10	...at Kansas StateL	64-71
D 20	...at ToledoL	60-73
D 29	...Oklahoma State #L	84-89
D 30	...Yale #W	87-77
J 5	...at PurdueL	65-84
J 7	...Illinois (14) (OT)L	62-63
J 12	...Michigan StateW	81-74
J 14	...MichiganW	71-64
J 19	...at Northwestern (OT)W	61-60
J 21	...at IowaL	62-75
J 25	...at MinnesotaL	62-75
F 2	...Ohio StateL	74-85
F 4	...IndianaL	67-81
F 9	...at IndianaL	64-74
F 11	...at Ohio StateL	65-71
F 15	...MinnesotaL	67-68
F 16	...at MarquetteL	59-74
F 23	...IowaL	55-63
F 26	...NorthwesternW	54-47
M 1	...at MichiganL	75-84
M 3	...at Michigan StateL	59-78
M 6	...Purdue (11)L	48-61
M 10	...at Illinois (7)L	57-81
#	— Merrill Lynch Classic, Dayton, OH		

1984-85
(14-14; Big Ten 5-13, 9th)
Coach: Steve Yoder

N 21	...Yugoslavia (Zadar)E	76-67
N 25	...Morgan StateW	93-78
D 1	...Washington StateW	61-59
D 3	...Kentucky StateW	88-74
D 6	...South DakotaW	96-56
D 8	...Central MichiganW	74-63
D 12	...at NebraskaL	51-53
D 14	...DartmouthW	90-70
D 22	...at Northern Illinois #W	83-71
D 28	...Texas A&M \$W	71-69
D 29	...at New Mexico \$W	83-74



History

J 5at Northwestern.....	W	52-51
J 9at Ohio State.....	L	88-99
J 12at Indiana (11).....	L	68-90
J 17Illinois (11).....	L	67-78
J 19Purdue.....	L	68-72
J 24at Minnesota.....	L	62-72
J 26at Iowa.....	L	65-105
J 31Michigan State.....	L	68-77
F 2Michigan (10).....	L	81-94
F 7Indiana.....	L	54-58
F 9Ohio State.....	W	92-78
F 14at Purdue.....	L	52-67
F 16at Illinois (17).....	L	49-68
F 20Iowa (14).....	W	54-53
F 24Minnesota.....	W	65-61
F 28at Michigan (3).....	L	68-88
M 2at Michigan State.....	L	63-83
M 9Northwestern.....	W	61-53
#	— at Metro Centre, Rockford, IL		
\$	— Lobo Invitational, Albuquerque, NM		

1984-85 Statistics

Name	G	FG-FGA	FT-FTA	Reb.	A	B	S	Pts.	
								Avg.	
Roth	28	198-365	117-156	86	74	4	26	18.3	
Olson	28	197-397	73-82	52	66	0	20	16.7	
Weber	28	85-173	37-53	162	53	17	24	7.4	
Heineman	25	71-135	39-51	118	111	0	33	7.2	
Ploss	28	70-142	25-44	101	32	20	9	5.9	
Barnes	25	49-118	19-32	88	16	7	9	4.7	
Smith	27	47-99	10-14	27	43	1	7	3.9	
Steinhaus	22	33-75	11-13	42	34	3	5	3.5	
Ripley	21	19-46	18-27	52	1	0	4	2.7	
Laszewski	20	21-63	8-15	39	13	7	7	2.6	
Hippen	17	10-27	4-7	19	10	2	3	1.4	
Harris	7	2-4	0-0	2	3	0	2	0.6	
Parker	3	1-2	0-0	0	0	0	0	0.7	
Hill	3	0-0	0-2	0	1	0	0	0.0	
team				112					
UW Totals	28	803-1646	361-496	900	456	61	149	70.3	
Opp. Totals	28	807-1659	399-555	965	426	60	162	71.9	

1985-86 (12-16; Big Ten 4-14, 9th) Coach: Steve Yoder

N 6Czechoslovakia.....	E	103-83
N 22at South Carolina.....	W	68-65
N 27Cal. State-Los Angeles.....	W	104-88
N 30Marquette.....	W	75-74
D 2San Francisco State.....	W	90-61
D 5East Texas State.....	W	82-60
D 7Miami (FL).....	W	88-66
D 9at Washington State.....	W	74-68
D 12Northern Illinois.....	W	76-67
D 27Boston College #.....	L	72-74
D 28Princeton #.....	L	49-54
J 4Northwestern.....	W	57-52
J 9Ohio State.....	L	61-78
J 11Indiana.....	L	69-80
J 16at Illinois.....	L	54-73
J 19at Purdue (19).....	L	73-100
J 23Minnesota.....	L	65-67
J 25Iowa.....	W	69-63
J 30at Michigan State.....	L	81-83
F 1at Michigan (9).....	L	64-91
F 6at Indiana (18).....	L	69-78
F 8at Ohio State.....	L	71-73
F 13Purdue.....	L	78-80
F 15Illinois.....	L	74-82
F 20at Iowa.....	L	48-101
F 22at Minnesota.....	W	70-64
F 26Michigan (10).....	L	74-97
M 2Michigan State (17).....	L	71-84
M 9at Northwestern.....	W	70-68
#	— Fiesta Bowl Classic, Tucson, AZ		

1985-86 Statistics


Name	G	FG-FGA	FT-FTA	Reb.	A	B	S	Pts.	
								Avg.	
Olson	28	237-485	97-110	67	43	1	33	20.4	
Weber	28	131-258	67-89	161	55	28	26	11.8	
Ripley	28	101-195	41-55	194	50	6	29	8.7	

Smith	15	84-153	30-46	24	44	0	7	13.2	
Heineman	22	65-142	44-55	76	100	2	18	7.9	
Steinhaus	28	79-182	16-25	87	43	0	26	6.2	
Mojaski	28	44-84	36-54	75	55	2	19	4.4	
Jackson	13	35-83	5-10	18	24	0	9	5.8	
Laszewski	21	24-54	13-21	36	12	6	7	3.1	
Schubring	22	8-32	9-15	39	15	3	6	1.1	
Robertson	13	5-16	8-18	13	1	3	0	1.4	
Willey	9	1-2	2-4	4	0	0	1	0.4	
team				98					
UW Totals	28	814-1686	368-502	892	442	51	181	71.3	
Opp. Totals	28	846-1637	399-541	947	412	74	169	74.7	

1986-87 (14-17; Big Ten 4-14, 8th) Coach: Steve Yoder

N 11Poland.....	E	72-74
N 28Nebraska-Omaha.....	W	86-47
N 29South Florida.....	W	65-51
D 1at Marquette.....	L	71-84
D 4South Carolina.....	W	47-45
D 6at Central Michigan.....	L	66-80
D 8at Miami (FL).....	W	65-54
D 10North Dakota State.....	W	81-76
D 11at Northern Illinois #.....	W	95-63
D 22Eastern Illinois.....	W	72-68
D 23Kentucky State.....	W	87-59
D 27at Hawaii \$.....	W	82-77
D 29California \$.....	W	66-63
D 30Pittsburgh (17) \$.....	L	82-98
J 3at Minnesota.....	L	67-69
J 5at Iowa (2).....	L	63-78
J 8Illinois (12).....	L	66-68
J 10Purdue (6).....	L	48-57
J 15at Indiana (4).....	L	65-103
J 17at Ohio State.....	L	66-81
J 22Michigan State.....	L	78-81
J 24Michigan.....	L	78-84
J 31at Northwestern.....	W	62-57
F 5at Purdue (7).....	L	62-70
F 7at Illinois (14).....	L	74-99





Tracy Webster is Wisconsin's all-time assist leader with 501 from 1992-94.

F 12Ohio StateL69-83
F 16Indiana (2) (3OT)L85-86
F 18at MichiganL64-77
F 21at Michigan StateW65-63
M 1NorthwesternW76-59
M 5MinnesotaW69-52
M 8Iowa (6)L71-81
#	— at Metro Centre, Rockford, IL		
\$	— Rainbow Classic, Honolulu		

1986-87 Statistics

Name	G	FG-FGA	FT-FTA	Reb.	A	B	S	Pts. Avg.
Weber	31	182-324	105-141	251	69	45	41	15.1
Smith	31	126-301	45-63	54	75	1	24	11.5
Jackson	28	129-289	46-59	36	38	1	33	12.5
Heinemann	28	99-190	61-84	127	137	1	20	10.3
Jones	31	101-181	52-88	99	21	10	9	8.2
Ripley	31	70-160	25-38	149	55	9	24	5.9
Portmann	29	37-72	32-55	65	19	13	8	3.7
Molaski	27	26-60	28-40	54	68	0	9	3.0
Tapp	24	23-67	5-8	30	27	1	10	2.3
Fleming	15	10-25	2-6	9	2	0	1	1.8
Schubring	21	6-13	4-10	24	2	0	5	0.8
Robertson	11	4-14	2-4	14	1	2	1	0.9
team				72				
UW Totals	31	813-1696	407-596	982	506	83	185	70.7
Opp. Totals	31	846-1793	434-636	1087	479	84	234	71.4

1987-88
(12-16; Big Ten 6-12, 7th)
Coach: Steve Yoder

N 19Brandon (Canada)E80-56
N 28at South FloridaW58-55
D 1Northern Illinois %W87-77
D 3at Eastern IllinoisL52-59
D 5ButlerW92-80
D 8at Southern IllinoisL76-80
D 10MarquetteW66-55
D 12Loyola (IL)L75-78
D 28at UNLV (15) #L65-102
D 29Northern Iowa #W64-56
J 3Washington State %W80-65
J 7Michigan State (2OT)W78-72
J 9Ohio StateW64-63
J 14at Indiana (15)L53-55
J 16Illinois (20)L65-80
J 21at Michigan (7)L54-65
J 25Iowa (16)L89-104
J 30NorthwesternW80-59
F 3at Purdue (6)L62-86
F 8at MinnesotaL62-71
F 11Michigan (12)L67-80

1987-88 Statistics

Name	G	FG-FGA	FT-FTA	Reb.	A	B	S	Pts. Avg.
Jackson	28	192-426	88-106	106	98	4	59	19.5
Jones	26	176-309	89-124	121	26	17	14	17.0
Locum	28	58-137	30-35	41	41	2	16	6.7
Molaski	28	49-128	54-67	106	104	3	42	5.6
Tapp	28	62-129	25-43	51	43	0	14	5.5
Portmann	28	62-160	27-49	101	33	25	16	5.4
Tompkins	27	46-95	28-54	88	32	9	7	4.4
Schubring	28	41-89	11-36	101	29	5	9	3.3
Robinson	19	19-48	25-33	34	30	1	18	3.3
Fleming	7	2-5	3-4	2	3	0	1	1.1
Robertson	15	1-7	3-9	6	0	1	0	0.3
Simms	2	1-4	2-5	7	3	0	0	2.0
Willey	8	1-2	2-4	3	0	1	0	0.5
team				74				
UW Totals	28	710-1539	387-569	841	442	68	196	69.0
Opp. Totals	28	784-1585	408-560	968	462	84	199	74.4

1988-89

(18-12; Big Ten 8-10, 6th-tie)

Coach: Steve Yoder

NATIONAL INVITATION TOURNAMENT

N 16Victoria All-StarsE84-62
N 26OregonW74-47
N 28Ferris StateW98-61
D 2Maine #W89-72
D 3at Marquette #W70-55
D 5Eastern IllinoisW52-44
D 7at Loyola (IL)L76-90
D 10at ButlerW63-53
D 14DenverW89-34
D 30Eastern MichiganW84-69
J 4MinnesotaW75-67
J 7at Ohio State (14)L70-73
J 12at Illinois (2)L80-103
J 14PurdueL62-68
J 19Indiana (19) (OT)L58-61
J 21Michigan (6)W71-68
J 26at Iowa (12)L70-78
J 28at NorthwesternW59-58
F 2Michigan State (OT)W69-64
F 8at MinnesotaL58-59
F 11Iowa (8)W65-54
F 15NorthwesternW72-60
F 18Illinois (5)W72-52
F 22MarquetteW61-50
F 25at Michigan (13)L70-92
M 2at PurdueL60-65
M 4Ohio StateW77-65
M 9at Indiana (6)L64-75
M 11at Michigan StateL61-70
M 15New Orleans \$W63-61
M 20St. Louis \$L68-73
#	— First Bank Classic, Milwaukee		
\$	— NIT, Madison		

1988-89 Statistics

Name	G	FG-FGA	FT-FTA	Reb.	A	B	S	Pts. Avg.
Jones	30	231-449	149-199	141	35	12	26	20.4
Jackson	30	201-408	99-133	90	101	1	50	19.1
Locum	30	83-168	45-55	71	60	3	25	8.8
Simms	30	84-162	21-53	99	52	12	27	6.3
Molaski	30	48-107	41-54	83	108	2	40	5.0
Portmann	30	63-113	9-18	112	42	34	26	4.5
Tompkins	12	23-35	17-33	46	10	8	2	5.3
Schubring	29	19-47	7-21	102	11	9	8	1.6



History

Good	9	3-12	6-7	2	1	0	1	1.7
Gillespie	6	6-9	2-7	8	4	1	2	2.3
Ellenson	9	4-8	1-2	9	4	1	1	1.2
Willey	9	4-8	0-0	5	0	3	3	0.9
Robertson	11	2-7	3-5	8	0	0	0	0.6
Robinson	16	0-5	6-13	15	17	0	7	0.4
Douglass	14	3-8	0-6	8	5	0	2	0.4
team								60
UW Totals	30	774-1546	406-606	859	450	86	220	70.0
Opp. Totals	30	699-1503	438-606	885	367	71	162	64.7

1989-90

(14-17; Big Ten 4-14, 8th-tie)

Coach: Steve Yoder

N 19BrazilE86-74
N 24Eastern Michigan #L52-71
N 25Western Kentucky #W73-62
N 26Bradley #W63-57
N 28North Dakota StateW81-55
D 1Gonzaga \$W63-58
D 2at Marquette \$ (OT)W63-58
D 4at Washington StateL52-55
D 7Western IllinoisW69-42
D 9ButlerW75-59
D 15RollinsW68-46
D 28Georgia %L64-65
D 29Manhattan %W63-48
J 4at Illinois (4)L59-73
J 6Michigan StateL61-64
J 11Iowa (OT)W73-69
J 13at Ohio StateL53-68
J 17Purdue (24)L54-56
J 22Minnesota (21)W77-75
J 25Illinois (10)L63-66
J 27at NorthwesternL85-87
F 1at Indiana (22)L61-85
F 3Michigan (4)L63-77
F 8at Michigan State (23)L57-60
F 10at IowaW80-71
F 15Ohio StateL58-68
F 17at Purdue (12)L55-62
F 19MarquetteW82-65
F 22at Minnesota (18)L67-68
M 1NorthwesternW65-50
M 3IndianaL68-70
M 8at Michigan (13)L64-94
#	— San Juan Shootout, San Juan, PR		
\$	— First Bank Classic, Milwaukee		
%	— Tribune Classic, Tempe, AZ		

1989-90 Statistics

Name	G	FG-FGA	FT-FTA	Reb.	A	B	S	Pts. Avg.
Jones	31	215-412	118-188	140	26	15	20	17.7
Simms	30	153-284	92-146	145	97	11	33	13.3
Locum	30	94-194	40-45	69	67	0	33	9.8
Tompkins	28	73-146	40-80	178	29	10	17	6.6
Good	30	41-111	57-63	21	37	0	12	5.7
Hisle	31	46-126	32-46	44	33	7	18	4.5
Portmann	31	53-127	9-25	134	37	30	24	3.7
Douglass	31	32-72	13-18	41	65	1	17	2.8
Ellenson	30	26-54	5-17	57	39	4	12	1.9
Harrell	19	8-24	4-8	19	4	0	6	1.1
Robinson	9	3-8	6-6	13	11	0	3	1.3
team								72
UW Totals	31	744-1558	416-642	933	445	78	195	65.5
Opp. Totals	31	721-1591	445-622	951	363	59	189	64.6

1990-91

(15-15; Big Ten 8-10, 7th)

Coach: Steve Yoder

NATIONAL INVITATION TOURNAMENT

N 8Ukraine NationalsE91-74
N 18Marathon OilE94-77
N 24at Oregon (OT)W72-70
N 29San Francisco StateW72-53
D 1at Southern MethodistW65-49
D 4at MarquetteL58-69
D 8Southern IndianaL66-78

D 11NebraskaL63-75
D 15at Butler (2OT)L88-94
D 22Texas-ArlingtonW105-74
D 31Tennessee TechW71-65
J 5PortlandW74-50
J 7MinnesotaW72-62
J 10at Michigan StateL50-65
J 12at Ohio State (4)L60-92
J 17Iowa (24)W91-79
J 19Michigan (OT)L68-69
J 24at NorthwesternW74-57
J 26PurdueW66-44
J 30at Indiana (4)L57-73
F 2at IllinoisL62-70
F 9Michigan State (25) (2OT)W84-78
F 14Ohio State (2)L71-73
F 16at IowaW56-55
F 21at MichiganL62-65
F 24NorthwesternW79-76
F 28at PurdueL62-69
M 2Indiana (5)L61-74
M 6IllinoisW85-77
M 9at MinnesotaL70-80
M 13Bowling Green # (OT)W87-79
M 18Stanford #L72-80
#	— NIT, Madison		

1990-91 Statistics

Name	G	FG-FGA	FT-FTA	Reb.	A	B	S	Pts. Avg.
Tompkins	30	164-258	95-147	264	78	25	23	14.1
Simms	29	153-267	114-179	149	98	4	27	14.5
Locum	30	107-212	51-59	75	53	3	25	11.0
Hisle	28	71-170	68-94	62	52	1	13	8.7
Ellenson	30	71-159	27-34	83	46	10	18	6.7
McGee	26	51-105	28-46	45	18	16	10	5.0
Good	24	29-70	24-27	17	24	0	3	4.3
Peters	28	29-59	7-11	24	50	3	21	3.0
Ely	20	27-48	11-22	35	2	20	2	3.3
Weaver	16	15-34	6-9	14	4	2	3	2.9
Douglass	21	12-45	16-21	23	30	3	8	2.1
Harrell	23	11-33	1-7	32	6	6	4	1.0


Johnsen	12	2-14	2-2	6	7	0	2	0.5
Johnson	8	1-2	1-3	8	1	3	1	0.4
team								63
UW Totals	30	743-1476	451-661	900	469	96	160	70.8
Opp. Totals	30	801-1701	358-517	893	410	62	221	69.8

1991-92

(13-18; Big Ten 4-14, 9th)

Coach: Steve Yoder

N 7Athletes in ActionE103-95
N 17Brazil RipasaE64-62
N 23Loyola (IL)W89-67
N 25SE Missouri St. (OT)W82-71
N 30at PortlandW96-87
D 3Southern MethodistL64-66
D 5C. Connecticut StateW80-54
D 7Coastal CarolinaW91-57
D 11at NebraskaL67-86
D 13Sam Houston StateW98-75
D 21HowardW64-57
D 27Washington State #L51-73
D 29Navy #W93-58
D 30Fresno State #L68-71
J 4MarquetteW81-63
J 8NorthwesternW69-67
J 11Indiana (10)L63-79
J 15MinnesotaL48-49
J 22at IllinoisL67-74
J 25at Michigan (16)L83-98
J 29at IowaL66-73
F 2PurdueW79-69
F 5at Ohio State (8)L72-86
F 8Michigan State (11)L64-79
F 12at Michigan State (12)L61-76
F 15Ohio State (8)L63-67
F 20IllinoisW92-78
F 26Michigan (17)W96-78
F 29at PurdueL51-61
M 4at MinnesotaL57-76
M 7IowaL65-70



1994 NCAA TOURNAMENT TEAM

(Front, L-R) Mgr. Pat Stroebel, Mgr. James Whitford, Jason Johnsen, Chris Conger, Darnell Hoskins, Tracy Webster, Michael Finley, Jalil Roberts, Andy Kilbride, Equip. Mgr. Tim Lopez, Strength and Conditioning coach Robert Hackett. (Back, L-R) Admin. Asst. Brian Hecker, Asst. Coach Bob Beyer, Asst. Coach Tim Buckley, Howard Moore, Jeff Petersen, Rashard Griffith, Grant Johnson, Greg Timmerman, Brian Kelley, Otto McDuffie, Head Coach Stu Jackson, Athletic Trainer Andy Winterstein, Assoc. Head Coach Stan Van Gundy.



M 12....at Indiana (4)L....41-66
 M 14....at NorthwesternL....65-76
 # — at Rainbow Classic, Honolulu

1991-92 Statistics

Name	G	FG-FGA	FT-FTA	Reb.	A	B	S	Pts. Avg.
Webster	31	186-419	90-115	116	151	6	48	17.3
Finley	31	130-287	95-128	152	85	24	27	12.3
McGee	30	123-222	72-132	133	29	19	23	10.6
Ely	30	82-163	31-55	98	7	41	14	6.5
Good	30	52-112	36-43	13	24	0	9	5.9
Petersen	28	53-99	34-52	75	4	22	7	5.0
Douglass	30	49-104	27-30	68	47	5	26	4.5
Johnson	31	38-70	13-24	98	8	27	9	2.9
Peters	29	27-66	20-27	45	37	2	28	3.0
Schell	21	14-38	7-9	11	5	1	5	2.2
Harrell	22	18-44	9-18	31	8	4	4	2.0
Kilbride	15	6-23	14-17	4	4	0	2	2.1
Kelley	19	11-22	8-19	22	0	0	2	1.6
Moore	5	3-8	3-6	12	1	2	1	1.8
Johnsen	12	0-12	4-7	6	6	0	3	0.3
team				82				
UW Totals	31	792-1689	463-682	966	416	153	208	71.8
Opp. Totals	31	790-1697	503-689	1036	417	101	217	71.2

1992-93

(14-14; Big Ten 7-11, 8th-tie)

Coach: Stu Jackson

NATIONAL INVITATION TOURNAMENT

N 17....Russian Nationals.....E....81-87
 N 22....Marathon Oil.....E....98-91
 D 1....at Loyola (IL).....L....66-68
 D 5....UW-Green Bay.....W....70-65
 D 8....Bethune-Cookman.....W....75-50
 D 12....UW-Milwaukee.....L....72-77
 D 14....Charleston Southern.....W....101-72
 D 23....Detroit Mercy.....W....108-86
 D 29....Alcorn State.....W....110-81
 D 31....Fairfield.....W....76-55
 J 2....at Marquette.....W....77-67
 J 9....Michigan (3).....L....73-98
 J 13....at Purdue (17).....L....60-76
 J 16....Minnesota (19).....W....79-70
 J 20....Ohio State (24).....W....76-67
 J 23....at Michigan State (21).....W....67-66
 J 27....at Illinois.....L....72-80
 J 30....at Penn State.....W....75-68
 F 3....Northwestern.....W....101-87
 F 10....at Michigan (4).....L....66-85
 F 13....Purdue (18) (2OT).....L....87-90
 F 18....at Minnesota.....L....71-85
 F 20....at Ohio State.....L....70-80
 F 24....Michigan State.....W....65-62
 F 28....Illinois.....W....74-66
 M 3....Penn State.....L....58-62
 M 6....at Northwestern.....L....89-100
 M 10....at Iowa (17).....L....65-91
 M 14....Indiana (2).....L....80-87
 M 17....Rice #.....L....73-77
 # — NIT, Madison

1992-93 Statistics

Name	G	FG-FGA	FT-FTA	Reb.	A	B	S	Pts. Avg.
Finley	28	223-478	111-144	161	86	18	49	22.1
Webster	28	139-354	72-89	96	179	2	66	14.1
Johnsen	27	65-171	3-11	38	19	2	8	6.7
Kilbride	27	58-137	16-20	34	37	1	25	6.7
Ely	28	80-131	17-45	104	5	31	8	6.3
Petersen	27	58-93	27-39	44	1	4	11	5.3
Kelley	28	55-130	31-45	116	24	5	10	5.0
Harrell	28	48-104	34-47	90	13	4	13	4.6
McGee	16	19-40	15-30	50	10	6	7	3.3
Carl	21	16-28	7-13	9	19	0	5	2.2
McDuffie	25	15-36	5-14	34	3	1	2	1.4
Johnson	26	7-20	10-16	39	3	16	5	0.9
Conger	13	6-20	0-0	7	7	0	2	1.4
Moore	9	4-8	2-2	9	0	0	2	1.1
Timmerman	3	0-4	1-4	4	2	0	1	0.3
team				75				
UW Totals	28	793-1754	351-519	910	408	90	214	77.0
Opp. Totals	28	755-1599	504-681	1043	375	89	194	75.6

1993-94
 (18-11; Big Ten 8-10, 7th)

Coach: Stu Jackson


NCAA TOURNAMENT

N 16....Slovakia Under-22.....E....99-20
 N 21....Marathon Basketball.....E....106-84
 N 27....UW-Milwaukee.....W....106-84
 D 4....at Loyola Marymount.....W....103-67
 D 8....UW-Green Bay.....W....64-50
 D 11....at Texas Tech.....W....91-88
 D 13....Eastern Michigan.....W....94-68
 D 23....Mississippi Valley State.....W....115-79
 D 27....Stanford.....W....80-73
 D 29....Grambling.....W....103-83
 J 2....Marquette (24).....W....71-52
 J 6....at Penn State.....W....71-56
 J 8....Ohio State.....W....69-55
 J 12....at Minnesota (18).....L....53-90
 J 15....Purdue (9).....W....75-69
 J 19....at Michigan State.....L....60-70
 J 25....Illinois.....W....66-56
 J 29....at Michigan (15).....L....75-79
 F 2....Michigan State.....W....87-62
 F 5....at Ohio State.....L....57-73
 F 9....Penn State.....W....77-64
 F 12....Minnesota (23).....L....78-109

F 16....at Purdue (9).....L....64-67
 F 19....Northwestern.....L....71-75
 F 27....at Illinois.....L....65-76
 M 2....Michigan (3).....W....71-58
 M 5....at Northwestern.....L....54-66
 M 9....Iowa.....W....95-71
 M 12....at Indiana (18).....L....65-78
 M 17....Cincinnati (25) @.....W....80-72
 M 19....Missouri (5) @.....L....96-109
 @ — NCAA West Regional, Ogden, Utah

1993-94 Statistics

Name	G	FG-FGA	FT-FTA	Reb.	A	B	S	Pts. Avg.
Finley	29	208-446	110-140	194	92	21	40	20.4
Griffith	25	127-236	94-162	212	24	66	9	13.9
Webster	29	120-272	45-63	79	171	5	69	11.4
Petersen	29	93-157	48-72	121	9	18	9	8.1
Kilbride	29	69-164	22-27	76	55	0	19	7.4
Roberts	28	54-149	20-32	61	20	3	12	5.5
Kelley	28	60-130	24-38	130	21	3	11	5.3
Johnsen	24	26-66	2-5	21	19	0	10	3.2
Hoskins	22	18-51	19-26	27	46	0	15	2.7
Johnson	28	17-40	7-18	57	7	17	4	1.5
Moore	12	12-21	10-11	17	2	2	1	2.8
McDuffie	12	8-14	1-5	10	4	0	1	1.4
Conger	10	4-9	0-0	2	2	0	1	1.1
team				83				
UW Totals	29	816-1755	402-599	1090	472	135	201	77.9
Opp. Totals	29	736-1754	471-667	1055	383	83	241	72.4



Guard Hennssy Auriantal was one of the Big Ten's best on-the-ball defenders and finished his career in fourth place on Wisconsin's all-time steals list with 133.



1994-95

(13-14; Big Ten 7-11, 9th)

Coach: Stan Van Gundy

N 8Croatia Nationals.....	E	81-62
N 20Marathon Oil.....	E	91-73
N 26Wright State.....	W	86-63
N 30UW-Green Bay.....	W	61-57
D 3Texas Tech.....	W	70-65
D 6Valparaiso.....	W	69-51
D 10at Eastern Michigan.....	L	76-92
D 14UW-Milwaukee.....	W	90-64
D 23Loyola-Marymount.....	W	75-60
D 27at Stanford.....	L	78-95
D 31at Marquette.....	L	65-80
J 4Michigan State (14).....	L	64-78
J 7at Indiana (21).....	L	70-73
J 11at Ohio State.....	W	81-59
J 14Minnesota.....	W	74-67
J 21at Iowa.....	L	84-96
J 26Penn State.....	L	67-78
J 28Northwestern.....	W	97-73
F 1at Michigan.....	L	58-62
F 4Illinois.....	W	73-60
F 11Michigan.....	W	70-65
F 15at Northwestern.....	W	70-56
F 18at Penn State.....	L	67-74
F 22Iowa.....	L	77-84
F 26at Purdue (21).....	L	56-66
F 28at Minnesota.....	L	70-78
M 4Ohio State.....	W	80-69
M 8Indiana.....	L	70-72
M 11at Michigan State (9).....	L	72-97

1994-95 Statistics

Name	G	FG-FGA	FT-FTA	Reb.	A	B	S	Pts. Avg.
Finley	27	178-470	140-181	141	108	15	52	20.5
Griffith	26	167-295	113-195	281	21	58	11	17.2
Kilbride	25	57-152	18-26	51	49	0	19	7.4
Hoskins	27	55-142	55-71	85	92	2	32	6.8
Mason	25	41-122	23-39	49	20	6	10	5.0
Kelley	27	52-116	15-37	91	15	3	15	4.5
Daugherty	26	43-123	20-34	99	13	8	11	4.6
Nwachukwu	27	22-49	26-55	76	0	4	5	2.6
Peterson	18	21-57	12-17	20	4	1	2	3.7
Moore	21	20-37	6-10	43	10	5	10	2.2
Roberts	10	12-35	9-12	26	8	0	4	3.7
Conger	10	2-3	1-2	1	1	0	1	0.7
Coleman	10	2-6	2-6	8	0	1	0	0.6
Carlin	7	0-4	0-2	6	2	0	0	0.0
Vraney	1	0-0	0-0	0	0	0	0	0.0
team				85				
UW Totals	27	672-1611	440-687	1062	343	103	172	73.0
Opp. Totals	27	661-1612	472-696	1061	328	86	181	71.6

1995-96

(17-15; Big Ten 8-10, 8th)

Coach: Dick Bennett

NATIONAL INVITATION TOURNAMENT

N 7Georgia Select.....	E	79-33
N 15Marathon Basketball.....	E	84-68
N 20Villanova (3) #.....	L	58-66
N 21UCLA (4) #.....	L	57-68
N 22Chaminade #.....	W	104-66
N 28Northeastern Illinois.....	W	89-55
D 2Temple (OT).....	W	57-54
D 5at Wright State.....	W	94-91
D 9St. Bonaventure.....	L	62-76
D 11at Providence.....	L	57-58
D 14Valparaiso.....	W	90-73
D 23UW-Milwaukee.....	W	94-63
D 28Eastern Illinois.....	W	105-70
D 31Marquette.....	W	55-46
J 3Michigan (21).....	W	51-46
J 7at Penn State.....	L	50-79
J 10at Indiana.....	L	55-81
J 13Iowa (11).....	W	80-71
J 17Michigan State.....	W	61-48

1995-96 Statistics

Name	G	FG-FGA	FT-FTA	Reb.	A	B	S	Pts. Avg.
Okey	32	151-343	100-142	218	100	42	35	13.2
Peterson	30	118-282	79-107	113	50	1	18	11.5
Daugherty	32	125-272	70-96	202	33	13	22	10.4
Auriantal	32	96-213	50-76	76	67	1	43	8.7
Hall	28	60-155	26-33	36	58	2	9	7.0
Nwachukwu	31	59-119	63-108	167	11	5	21	5.8
Mason	13	37-93	28-33	31	22	6	15	8.6
Carlin	29	26-75	16-20	33	36	2	18	3.1
Hoskins	9	26-57	24-31	18	35	0	15	9.4
Coleman	25	10-21	6-18	59	0	18	3	1.0
Vraney	13	9-14	5-6	13	0	0	0	1.8
Duany	2	4-7	4-4	3	0	0	0	7.5
Kosolcharoen	18	4-20	2-6	16	3	1	2	0.6
Hayes	2	1-1	0-0	2	0	0	0	1.0
Burkemper	3	0-0	0-0	0	0	0	0	0.0
Malinowski	2	0-0	0-0	0	0	0	0	0.0
team				84				
UW Totals	32	726-1672	473-680	1071	415	91	201	66.1
Opp. Totals	32	733-1704	408-610	1051	408	118	225	64.8

1997 NCAA TOURNAMENT TEAM

(Front, L-R) Strength and Conditioning Coach Scott Hettenbach, David Burkemper, Sean Mason, Adam Shafer, Ty Calderwood, Head Coach Dick Bennett, Duany Duany, Mike Kosolcharoen, Mosezell Peterson, Hennssy Auriantal, Athletic Trainer Andy Winterstein. (Back, L-R) Equip. Mgr. Cory Dobson, Mgr. Matt Saunders, Asst. Coach Shawn Hood, Asst. Coach Brian Hecker, Matt Quest, Sam Okey, Paul Grant, Sean Daugherty, Booker Coleman, Brian Vraney, Admin. Asst. Paul Costanzo, Asst. Coach Brad Soderberg, Mgr. Dave Petroff, Mgr. Adam Jackson.

J 20at Northwestern.....	L	52-62
J 24Minnesota (OT).....	W	73-65
J 31at Ohio State.....	L	55-63
F 3at Illinois.....	W	57-56
F 7Purdue (14).....	L	42-75
F 10Ohio State.....	W	62-56
F 17at Minnesota.....	L	66-70
F 21Northwestern.....	L	71-82
F 24at Michigan State.....	W	73-52
F 28at Iowa (20).....	L	54-69
M 2Indiana.....	L	68-76
M 6Penn State (16).....	W	54-52
M 9at Michigan.....	L	51-65
M 13Manhattan %.....	W	55-42
M 18Illinois State %.....	L	62-77
#	— Maui Invitational		
%	— NIT, Madison		


1996-97

(18-10; Big Ten 11-7, T4th)

Coach: Dick Bennett
NCAA TOURNAMENT

N 8Athletes in Action.....	E	75-63
N 13Australian Selects.....	E	78-65
N 23Memphis #.....	W	49-46
N 30UNC-Wilmington.....	W	68-35
D 4at Temple (OT).....	W	64-57
D 7Brown.....	W	52-30
D 10UW-Milwaukee.....	W	61-41
D 14at St. Bonaventure.....	W	77-68
D 23Providence.....	L	57-59
D 26Ball State.....	W	74-59
D 31at Marquette.....	L	52-59
J 2at Minnesota (15).....	L	48-65
J 4Indiana (12).....	W	71-58
J 9Michigan State.....	L	50-58
J 11at Iowa.....	L	53-78
J 18Penn State.....	W	64-45
J 22at Purdue.....	L	52-60
J 25at Illinois.....	W	73-56
J 29Northwestern.....	W	65-53
F 1at Ohio State.....	L	42-60
F 6Michigan (13).....	W	58-53
F 8at Northwestern.....	W	56-44
F 12Illinois (20).....	W	62-45
F 15Purdue.....	W	69-52
F 19at Penn State.....	W	49-45
F 26Iowa.....	W	49-48
M 1at Michigan State.....	L	49-68
M 5at Indiana (25).....	L	66-70
M 8Minnesota (2).....	W	66-65
M 14Texas @.....	L	58-71
#	— at Ottawa, Ont.		
@	— NCAA East Regional, Pittsburgh, Pa.		





1999 NCAA TOURNAMENT TEAM

(Front, L-R) Jon Bryant, Hennsy Auriantal, David Burkemper, Traven Davis, Mike Kelley, Sean Mason, Ty Calderwood. (Back, L-R) Mgr. Amy Zastoupil, Mgr. Tom Barth, Duany Duany, Maurice Linton, Robert Smith, Andy Kowske, Mark Vershaw, Charlie Wills, Maurice Sessoms, John Moriarity, Mgr. Tim Stauffacher, Mgr. Courtney Quaye.

1996-97 Statistics

Name	G	FG-FGA	FT-FTA	Reb.	A	B	S	Avg.
Grant	28	129-261	92-129	145	21	34	14	12.5
Okey	27	103-239	80-125	230	77	24	32	11.2
Daugherty	28	104-235	45-65	151	22	13	17	9.6
Calderwood	27	71-202	57-72	87	101	5	63	8.8
Auriantal	28	49-121	23-40	75	42	2	25	5.0
Duany	27	47-142	15-34	39	11	1	6	5.1
Kosolcharoen	28	39-110	27-33	45	24	2	16	4.2
Mason	4	9-25	16-20	11	5	2	5	9.2
Coleman	27	11-23	8-25	37	2	13	3	1.1
Burkemper	24	4-15	7-8	25	25	0	5	0.7
Vraney	11	2-8	2-2	6	0	0	1	0.5
Shaler	7	0-4	4-8	1	2	0	0	0.6
Schuhmacher	6	1-3	0-2	4	0	0	0	0.5
Meiners	4	1-1	0-0	2	0	0	0	0.5
Quest	10	0-2	1-6	10	0	1	0	0.1
team				83				
UW Totals	28	570-1391	377-569	951	332	97	187	59.1
Opp. Totals	28	502-1329	416-612	885	236	73	195	55.3

1997-98

(12-19; Big Ten 3-13, T9th)

Coach: Dick Bennett

N 5Yugoslavia.....	E64-48
N 10Athletes in Action.....	E54-51
N 14Marquette.....	L60-65
N 18Illinois State (24).....	W80-66
N 24at Pepperdine.....	L66-77
N 28Pacific #.....	L48-55
N 29Oklahoma (18) #.....	W75-64
N 30Montana #.....	W78-61
D 6Temple (20).....	L49-59
D 9Toledo (OT).....	W73-68
D 13at Ball State.....	L56-68
D 20Coppin State.....	W71-63
D 23Nevada.....	W62-53
D 27at Fresno State.....	W64-60

D 31Michigan (18).....	L63-76
J 3at Ohio State.....	W64-59
J 8at Michigan State.....	L40-63
J 14Penn State.....	W76-57
J 17Northwestern.....	W56-33
J 21at Illinois.....	L48-62
J 25Indiana.....	L59-69
J 27at Minnesota.....	L48-58
J 31at Purdue (10).....	L59-82
F 3Iowa (24).....	L76-79
F 7Illinois (OT).....	L47-53
F 11at Northwestern.....	L39-47
F 14at Penn State.....	L69-75
F 18UW-Milwaukee.....	W65-58
F 21Michigan State (14).....	L47-56
F 25Ohio State.....	L56-61
F 28at Michigan (21).....	L70-76
M 5Penn State %.....	W52-51
M 6Illinois (18) %.....	L61-66
#	— Big Island Invitational, Hilo, Hawaii		
%	— Big Ten Tournament, Chicago, Ill.		

1997-98 Statistics

Name	G	FG-FGA	FT-FTA	Reb.	A	B	S	Avg.
Mason	31	149-378	128-157	106	46	13	14	15.5
Daugherty	31	125-282	75-105	192	33	18	14	10.8
Auriantal	29	72-205	38-53	99	64	2	46	7.2
Vershaw	31	59-134	42-72	83	52	8	10	5.3
Kowske	31	58-117	41-61	120	14	18	10	5.1
Duany	29	48-150	18-27	50	10	9	8	4.5
Kelley	31	44-108	30-38	63	55	4	58	4.2
Coleman	30	37-64	35-63	89	4	15	10	3.6
Okey	9	29-71	25-34	44	23	5	8	9.8
Linton	21	20-51	12-19	29	8	2	0	2.5
Burkemper	31	3-18	15-23	26	39	1	10	0.7
Chambers	7	0-1	0-0	3	0	0	1	0.0
Vraney	6	0-0	0-0	4	0	0	0	0.0
team				88				
UW Totals	31	644-1579	459-652	996	348	95	189	60.5
Opp. Totals	31	643-1513	457-689	1034	354	98	186	62.6

1998-99

(22-10; Big Ten 9-7, T3rd)

Coach: Dick Bennett

NCAA TOURNAMENT

N 5Athletes in Action.....	E80-71
N 9California All-Stars.....	E67-40
N 14Loyola Chicago.....	W66-29
N 16UW-Milwaukee.....	W75-63
N 20New Mexico State #.....	L52-66
N 21Virginia #.....	W66-56
N 22Nebraska #.....	W78-41
N 28at Rhode Island.....	W65-59
D 2Northern Illinois.....	W67-52
D 5at Illinois State.....	W71-54
D 9at Temple (16).....	W63-56
D 12Pepperdine.....	W57-51
D 15at Texas.....	W65-62
D 23at Marquette.....	W61-45
D 27Fresno State.....	W87-65
D 30at Michigan.....	L55-59
J 2Ohio State (OT).....	L74-78
J 6Michigan State (12).....	W66-51
J 10Purdue (9).....	W61-56
J 13at Penn State.....	W61-58
J 16at Northwestern.....	W57-49
J 20Illinois.....	W75-53
J 23at Iowa (14).....	W72-52
J 30Minnesota (19).....	W61-50
F 3at Indiana (21).....	L60-71
F 6at Illinois.....	L51-53
F 10Northwestern.....	W57-45
F 13Penn State.....	W73-63
F 21at Michigan State (4).....	L51-56
F 24at Ohio State (10).....	L54-63
F 27Michigan.....	L39-51
M 5Iowa (20) *.....	W74-50
M 6Michigan State (2) *.....	L41-56
M 12Southwest Missouri State %.....	L32-43
#	— Top of the World Classic, Fairbanks, Alaska		
*	— Big Ten Tournament, Chicago, Ill.		
%	— NCAA East Regional, Charlotte, N.C.		

1998-99 Statistics

Name	G	FG-FGA	FT-FTA	Reb.	A	B	S	Avg.
Mason	32	162-419	137-169	137	61	13	28	16.8
Calderwood	32	99-250	45-57	94	104	0	48	9.3
Vershaw	32	84-185	61-75	97	56	11	8	7.2
Bryant	31	72-161	4-5	40	17	1	15	6.3
Kowske	32	85-148	23-52	157	10	27	16	6.0
Wills	32	52-98	40-52	106	21	5	13	4.5
Kelley	32	45-94	49-65	86	86	6	62	4.4
Auriantal	24	30-83	21-30	34	33	2	19	3.8
Duany	21	18-43	7-10	19	5	3	2	2.5
Linton	32	29-67	16-22	72	30	10	10	2.3
Davis	12	2-12	7-14	7	6	0	1	1.1
Faust	6	2-4	2-3	2	1	0	0	1.0
Burkemper	9	2-3	1-4	4	2	0	2	0.7
Moriarity	7	2-3	0-0	3	1	0	0	0.6
Sessoms	7	0-2	0-0	3	0	0	0	0.0
team				87				
UW Totals	32	685-1573	413-558	948	433	78	224	62.1
Opp. Totals	32	613-1504	379-564	993	313	88	159	55.2



SERIES SCORES

1999-2000 Non-conference Opponents

BALL STATE

UW LEADS: 5-2
At Madison: 5-0
At Muncie: 0-2

1937	H	W	38-33
1970	H	W	88-74
1981	H	W	85-72
1982	H	W	71-70
1983	A	L	66-76
1997	H	W	74-59
1998	A	L	56-68

MARQUETTE

UW LEADS: 56-49
At Madison: 32-14
At Milwaukee: 24-35

1918	H	W	15-14
1921	A	W	23-18
1923	H	L	8-9
1924	A	W	27-7
1926	A	W	42-26
1927	A	W	29-26
1930	H	W	29-15
1930	A	W	29-22
1931	A	L	14-16
1932	A	L	23-26
1932	H	W	18-16
1933	H	L	16-18
1933	A	L	16-22
1934	H	W	32-30
1934	A	L	26-28
1935	H	W	29-20
1935	A	L	25-33
1936	H	W	35-22
1936	A	W	46-21
1937	H	W	29-21
1937	A	W	35-29
1938	H	L	21-32
1938	A	L	32-38
1939	H	W	27-26
1939	A	L	27-46
1940	H	W	46-39
1940	A	L	28-41
1941	H	W	38-32
1941	A	L	21-40
1942	H	W	35-34
1942	A	W	36-25
1943	H	W	45-36
1943	A	W	50-38
1944	H	L	43-51
1944	A	W	40-37
1945	H	W	45-40
1945	A	W	46-39
1946	H	W	42-32
1946	A	L	41-62
1947	H	W	65-51
1947	A	L	47-55
1948	H	W	57-50
1948	A	W	67-60
1949	H	W	67-63
1949	A	W	60-34
1950	H	W	63-48
1950	A	W	62-45
1951	H	W	49-42

1951	A	L	58-61
1952	H	W	48-46
1952	A	L	47-51
1953	H	W	76-55
1954	A	W	64-56
1959	H	L	47-76
1960	A	L	66-84
1961	H	W	55-51
1962	A	L	75-92
1963	H	W	76-58
1963	A	W	70-56
1964	A	W	72-68
1965	A	L	61-62
1965	H	L	58-59
1966	A	W	73-72
1967	H	L	60-66
1968	A	W	70-62
1968	A	L	56-71
1969	A	L	56-59
1969	H	W	56-50
1970	A	L	43-64
1970	A	L	51-60
1971	A	L	69-72
1971	H	L	75-89
1972	A	L	60-72
1973	A	L	73-75
1973	H	L	58-64
1974	A	L	48-49
1974	A	L	58-59
1975	H	L	63-69
1976	A	L	54-78
1976	A	L	66-82
1977	A	L	57-64
1977	H	L	58-73
1978	A	L	64-75
1979	H	W	65-52
1980	A	W	57-56
1981	H	L	53-64
1982	A	L	64-94
1983	H	L	62-68
1984	A	L	59-74
1986	H	W	75-74
1987	A	L	71-84
1988	H	W	66-55
1989	A	W	70-55
1989	H	W	61-50
1990	A	W	63-58
1990	H	W	82-65
1991	A	L	58-69
1992	H	W	81-63
1993	A	W	77-67
1994	H	W	71-52
1995	A	L	65-80
1996	H	W	55-46
1997	A	L	52-59
1998	H	L	60-65
1999	A	W	61-45

+ - overtime period

MISSOURI

UW LEADS: 6-4
At Madison: 5-0
At Columbia: 0-3
Neutral Sites: 1-1

1931	H	W	37-9
1938	H	W	40-29
1945	ML	W	52-37
1949	H	W	58-42
1950	A	L	48-50
1954	H	W	64-53
1955	A	L	56-67
1959	H	W	68-60
1960	A	L	66-78
1994	O	L	96-109

ML - Milwaukee
O - Ogden, Utah (NCAA
Tournament)

NORTHERN ILLINOIS

UW LEADS: 10-1
At Madison: 7-0
At DeKalb: 0-1
Neutral Sites: 3-0

1969	H	W	69-67
1976	H	W	97-77
1977	A	L	57-81
1978	H	W	74-73
1983	MC	W	58-55
1984	H	W	90-68
1985	MC	W	83-71
1986	H	W	76-67
1987	MC	W	95-63
1988	H	W	87-77
1999	H	W	67-52

+ - overtime period
MC - Metro Centre, Rockford, Ill.

PRINCETON

TIED: 2-2
At Madison: 1-0
Neutral Sites: 1-2

1941	ML	W	52-40
1955	H	W	66-64
1964	L	L	87-90
1986	T	L	49-54

ML - Milwaukee
L - Lexington, Ky.
T - Tucson, Ariz.

RHODE ISLAND

UW LEADS: 1-0
At Providence: 1-0

1999	A	W	65-59
------	---	---	-------

SOUTH FLORIDA

UW LEADS: 2-0
At Madison: 1-0
At Tampa: 1-0

1987	H	W	65-51
1988	A	W	58-55

SYRACUSE

UW LEADS: 1-0
Neutral Sites: 1-0

1927	C	W	31-24
------	---	---	-------

C - Cleveland, Ohio

TEMPLE

UW LEADS: 3-2
At Madison: 1-1
At Philadelphia: 2-1

1968	QC	L	80-82
1996	H	W	57-54
1997	A	W	64-57
1998	H	L	49-59
1999	A	W	63-56

+ - overtime period
QC - Quaker City Classic, Phila.

TEXAS

UW LEADS: 2-1
At Austin: 1-0
Neutral Sites: 1-1

1971	ML	W	89-73
1997	P	L	58-71
1999	A	W	65-62

ML - Milwaukee Invitational
P - Pittsburgh (NCAA tourn.)

UW-GREEN BAY

UW LEADS: 5-0
At Madison: 5-0

1981	H	W	68-66
1982	H	W	77-65
1993	H	W	70-65
1994	H	W	64-50
1995	H	W	61-57

UW-MILWAUKEE

UW LEADS: 15-1
At Madison: 9-1
At Milwaukee: 6-0

1902	A	W	37-18
1915	A	W	21-10
1916	A	W	51-12
1916	A	W	39-8
1919	A	W	39-18
1920	A	W	36-10
1974	H	W	73-46
1978	H	W	72-66
1979	H	W	74-55
1993	H	L	72-77
1994	H	W	106-84
1995	H	W	90-64
1996	H	W	94-63
1997	H	W	61-41
1998	H	W	65-58
1999	H	W	75-63



SERIES RECORDS

Opponent.....	UW Record	Home	Away	Neut.
Air Force	2-0	1-0	1-0	0-0
Alabama	0-2	0-1	0-1	0-0
Alcorn State	1-0	1-0	0-0	0-0
Alumni	1-0	1-0	0-0	0-0
Arizona	1-1	0-0	0-1	1-0
Arkansas State	1-0	1-0	0-0	0-0
Armour Institute	2-0	0-0	2-0	0-0
Army	1-0	0-0	0-0	1-0
BALL STATE	5-2	5-0	0-2	0-0
Beloit	16-0	14-0	2-0	0-0
Bethune-Cookman	1-0	1-0	0-0	0-0
Boston College	3-2	0-0	0-0	3-2
Bowling Green State	2-1	2-0	0-1	0-0
Bradley	2-2	1-0	0-2	1-0
Brigham Young	1-0	1-0	0-0	0-0
Brown	2-0	2-0	0-0	0-0
Buckland Guards	0-1	0-0	0-1	0-0
Butler	17-12	13-6	4-6	0-0
California	2-5	1-0	0-3	1-2
California-Davis	1-0	1-0	0-0	0-0
Cal. State-Los Angeles	1-0	1-0	0-0	0-0
Camp Grant	2-1	1-1	1-0	0-0
Canisius	1-1	1-0	0-1	0-0
Carleton	5-1	5-1	0-0	0-0
Carroll	5-0	5-0	0-0	0-0
Chaminade	1-0	0-0	0-0	1-0
Charleston Southern	1-0	1-0	0-0	0-0
City College of New York	0-1	0-0	0-0	0-1
Central Connecticut State	1-0	1-0	0-0	0-0
Central Michigan	3-2	3-0	0-2	0-0
Chicago	47-21	27-7	20-14	0-0
Chicago YMCA	0-1	0-0	0-1	0-0
Cincinnati	1-5	0-2	0-2	1-1
Cleveland State	1-0	1-0	0-0	0-0
Coastal Carolina	1-0	1-0	0-0	0-0
Coe	1-0	1-0	0-0	0-0
Columbia	0-2	0-1	0-1	0-0
Co. C, Hudson	1-0	0-0	1-0	0-0
Co. E, Fond du Lac	1-1	0-0	1-1	0-0
Co. E, New York	0-1	0-0	0-1	0-0
Co. F, Oconto	1-0	0-0	1-0	0-0
Co. F, Portage	2-0	0-0	2-0	0-0
Co. G, Appleton	1-0	0-0	1-0	0-0
Co. G, Madison	1-0	1-0	0-0	0-0
Co. G, Sparta	1-0	0-0	1-0	0-0
Coppin State	1-0	1-0	0-0	0-0
Creighton	1-0	1-0	0-0	0-0
Dartmouth	3-1	2-0	1-1	0-0
Davidson	0-1	0-0	0-0	0-1
Dayton	1-0	0-0	0-0	1-0
Denver	2-0	2-0	0-0	0-0
DePaul	1-6	1-2	0-3	0-1
DePauw *	10-0	10-0	0-0	0-0
DePauw Pre-Flight	1-0	1-0	0-0	0-0
Detroit Mercy	2-0	2-0	0-0	0-0
Dubuque YMCA	1-0	0-0	1-0	0-0
Duluth YMCA	1-0	0-0	1-0	0-0
Duquesne	0-1	0-0	0-0	0-1
East Tennessee State	1-0	1-0	0-0	0-0
East Texas State	1-0	1-0	0-0	0-0
Eastern Illinois	4-1	4-0	0-1	0-0
Eastern Michigan	3-2	3-0	0-1	0-1
Opponent.....	Record	Home	Away	Neut.
Fairfield	1-0	1-0	0-0	0-0
Ferris State	1-0	1-0	0-0	0-0
Florida	1-1	1-0	0-1	0-0
Florida A&M	1-0	1-0	0-0	0-0
Florida State	1-0	1-0	0-0	0-0
Florida Tech	1-0	1-0	0-0	0-0
Fordham	1-0	0-0	0-0	1-0
Franklin College	2-3	2-3	0-0	0-0
Fresno State	2-1	1-0	1-0	0-1
Georgetown	1-1	0-0	0-0	1-1
George Washington	0-1	0-0	0-0	0-0
Georgia	0-2	0-0	0-0	0-2
Georgia Tech	1-0	0-0	0-0	1-0
Gonzaga	2-0	1-0	0-0	1-0
Grambling	1-0	1-0	0-0	0-0
Great Lakes	2-11	1-6	1-5	0-0
Grinnell	3-0	2-0	1-0	0-0
Hamline	2-0	2-0	0-0	0-0
Hardin-Simmons	1-0	1-0	0-0	0-0
Harvard	1-0	0-0	0-0	1-0
Hawaii	1-0	0-0	0-0	1-0
Highland Park	1-0	0-0	1-0	0-0
Houston	1-1	1-0	0-1	0-0
Howard	1-0	1-0	0-0	0-0
ILLINOIS	63-98	46-36	17-61	0-1
Illinois-Chicago	0-1	0-1	0-0	0-0
Illinois State	2-1	1-1	1-0	0-0
INDIANA	47-88	27-40	20-48	0-0
Indiana State	0-1	0-1	0-0	0-0
Institute AC	0-1	0-0	0-1	0-0
IOWA	60-71	40-28	19-43	1-0
Iowa Pre-Flight	1-0	1-0	0-0	0-0
Iowa State	3-5	3-1	0-3	0-1
Kansas	1-3	1-1	0-2	0-0
Kansas State	2-2	2-0	0-2	0-0
Kent	1-0	1-0	0-0	0-0
Kentucky	1-2	0-0	0-2	1-0
Kentucky State	3-0	3-0	0-0	0-0
Knox	3-0	3-0	0-0	0-0
La Crosse YMCA	1-0	1-0	0-0	0-0
Lake Forest	1-0	1-0	0-0	0-0
Lawrence	9-1	8-0	1-1	0-0
Lewis Institute	1-0	0-0	1-0	0-0
Lombard	3-0	3-0	0-0	0-0
Long Island	1-0	1-0	0-0	0-0
Louisiana State	3-0	1-0	1-0	1-0
Louisville	0-1	0-0	0-1	0-0
Loyola Chicago	10-7	8-3	2-4	0-0
Loyola (LA)	4-0	2-0	2-0	0-0
Loyola-Marymount	2-0	1-0	1-0	0-0
Maine	1-0	0-0	0-0	1-0
Manhattan	2-0	1-0	0-0	1-0
Manitowoc	1-0	0-0	1-0	0-0
MARQUETTE	56-49	32-14	24-35	0-0
Marshall	0-1	0-0	0-0	0-1
Maryland	2-0	1-0	1-0	0-0
Memphis	1-0	0-0	0-0	1-0
Menasha	1-0	0-0	1-0	0-0
Miami (FL)	2-0	1-0	1-0	0-0
Miami (OH)	1-0	1-0	0-0	0-0
MICHIGAN	50-82	35-32	14-49	1-1
MICHIGAN STATE	49-55	36-19	13-35	0-1



History

Opponent.....	Record	Home	Away	Neut.
Michigan Tech	2-0	2-0	0-0	0-0
Milliken	1-0	1-0	0-0	0-0
Milton	1-0	1-0	0-0	0-0
Milwaukee AC	1-1	1-0	0-1	0-0
Milwaukee West HS	1-0	0-0	1-0	0-0
MINNESOTA	73-95	49-32	24-63	0-0
Mississippi Valley State	1-0	1-0	0-0	0-0
MISSOURI	6-4	5-0	0-3	1-1
Monmouth	1-0	1-0	0-0	0-0
Montana	2-0	1-0	0-0	1-0
Morgan State	2-0	2-0	0-0	0-0
Navy	2-0	0-0	0-0	2-0
Nebraska	6-10	4-3	1-5	1-2
Nebraska-Omaha	1-0	1-0	0-0	0-0
Nebraska Wesleyan	2-0	1-0	0-0	1-0
Nevada	3-0	2-0	0-0	1-0
Nevada-Las Vegas	0-1	0-0	0-1	0-0
New Mexico	2-0	0-0	2-0	0-0
New Mexico State	0-1	0-0	0-0	0-1
New Orleans	1-0	1-0	0-0	0-0
North Carolina-Charlotte	1-0	0-0	1-0	0-0
North Carolina-Wilmington	1-0	1-0	0-0	0-0
North Central (IL)	2-0	2-0	0-0	0-0
North Dakota	4-0	4-0	0-0	0-0
North Dakota State	5-1	5-1	0-0	0-0
Northeastern Illinois	1-0	1-0	0-0	0-0
NORTHERN ILLINOIS	10-1	7-0	0-1	3-0
Northern Iowa	3-1	2-0	0-1	1-0
Northern Michigan	2-0	2-0	0-0	0-0
NORTHWESTERN	92-57	54-20	32-34	6-3
N'western College (WI)	1-0	0-0	1-0	0-0
Notre Dame	10-17	7-7	2-10	1-0
Oberlin	0-1	0-0	0-1	0-0
Ohio	5-2	3-1	1-1	1-0
OHIO STATE	53-76	36-29	17-47	0-0
Oklahoma	3-3	1-2	1-1	1-0
Oklahoma City	1-0	1-0	0-0	0-0
Oklahoma State	0-1	0-0	0-0	0-1
Oral Roberts	0-2	0-0	0-1	0-1
Oregon	3-2	1-0	1-0	1-2
Oregon State	1-2	1-1	0-0	0-1
Oshkosh YMCA	1-0	0-0	1-0	0-0
Pacific	1-1	1-0	0-0	0-1
Parsons	1-0	1-0	0-0	0-0
Pennsylvania	4-0	2-0	2-0	0-0
PENN STATE	10-5	5-2	4-3	1-0
Pepperdine	1-1	1-0	0-1	0-0
Pittsburgh	10-5	7-2	2-2	1-1
Portland	2-1	1-0	1-1	0-0
PRINCETON	2-2	1-0	0-0	1-2
Providence	1-3	0-1	0-2	1-0
PURDUE	53-93	38-35	15-58	0-0
RHODE ISLAND	1-0	0-0	1-0	0-0
Rice	1-2	1-1	0-1	0-0
Ripon	19-1	13-0	5-1	1-0
Rochester	1-0	0-0	1-0	0-0
Rollins	2-0	2-0	0-0	0-0
Rutgers	1-0	0-0	0-0	1-0
St. Bonaventure	1-1	0-1	1-0	0-0
St. John's (NY)	2-0	1-0	1-0	0-0
St. Louis	2-2	2-1	0-1	0-0
St. Mary's (CA)	1-1	1-1	0-0	0-0
Sam Houston State	1-0	1-0	0-0	0-0
San Francisco State	2-0	2-0	0-0	0-0
San Jose State	1-0	1-0	0-0	0-0
Sharon AC	1-0	0-0	1-0	0-0
Sheboygan	2-0	0-0	2-0	0-0

Opponent.....	Record	Home	Away	Neut.
Sheboygan YMCA	1-0	0-0	1-0	0-0
Sioux City YMCA	0-1	0-0	0-1	0-0
South Carolina	3-0	1-0	1-0	1-0
South Dakota	5-1	5-1	0-0	0-0
South Dakota State	2-0	2-0	0-0	0-0
SOUTH FLORIDA	2-0	1-0	1-0	0-0
Southeast Missouri State	1-0	1-0	0-0	0-0
Southwest Missouri State	0-1	0-0	0-0	0-1
Southern California	1-2	1-0	0-2	0-0
Southern Illinois	1-3	1-1	0-2	0-0
SIU-Edwardsville	1-0	1-0	0-0	0-0
Southern Indiana	0-1	0-1	0-0	0-0
Southern Methodist	4-3	1-2	2-1	1-0
Stanford	3-6	2-3	0-3	1-0
Sun Prairie	1-0	0-0	1-0	0-0
SYRACUSE	1-0	0-0	0-0	1-0
TEMPLE	3-2	1-1	2-1	0-0
Tennessee	0-1	0-0	0-0	0-1
Tennessee Tech	1-0	1-0	0-0	0-0
TEXAS	2-1	0-0	1-0	1-1
Texas A&M	1-0	0-0	0-0	1-0
Texas-Arlington	1-0	1-0	0-0	0-0
Texas-El Paso	1-0	1-0	0-0	0-0
Texas Southern	1-0	1-0	0-0	0-0
Texas Tech	2-0	1-0	1-0	0-0
Toledo	2-1	2-0	0-1	0-0
Tulane	1-3	1-1	0-2	0-0
Truax Field	1-0	0-0	1-0	0-0
Two Rivers AC	0-1	0-0	0-1	0-0
UCLA	2-4	1-1	1-2	0-1
Utah	1-1	0-0	0-1	1-0
Utah State	1-0	0-0	0-0	1-0
Valparaiso	2-0	2-0	0-0	0-0
Villanova	0-1	0-0	0-0	0-1
Virginia	1-1	0-0	0-0	1-1
Wabash	3-0	3-0	0-0	0-0
Washburn	1-0	1-0	0-0	0-0
Washington	0-3	0-1	0-1	0-1
Wash. Continentals	0-1	0-0	0-1	0-0
Washington (MO)	4-0	3-0	1-0	0-0
Washington State	4-4	2-1	1-1	1-2
Wausau YMCA	1-0	0-0	1-0	0-0
Wayland Academy	2-0	0-0	2-0	0-0
West Virginia	2-1	1-0	1-0	0-1
Western Illinois	1-0	1-0	0-0	0-0
Western Kentucky	1-0	0-0	0-0	1-0
Western Michigan	1-0	1-0	0-0	0-0
Western Ontario	1-0	1-0	0-0	0-0
UW-GREEN BAY	5-0	5-0	0-0	0-0
UW-La Crosse	3-0	0-0	3-0	0-0
UW-MILWAUKEE	15-1	9-1	6-0	0-0
UW-Milwaukee Alumni	2-2	0-1	2-1	0-0
UW-Milwaukee "M" Club	2-0	0-0	2-0	0-0
UW-Oshkosh	2-0	0-0	2-0	0-0
UW-River Falls	2-0	2-0	0-0	0-0
UW-Stevens Point	1-1	0-0	1-1	0-0
UW-Stout	1-0	0-0	1-0	0-0
UW-Superior	1-0	0-0	1-0	0-0
Wright State	2-0	1-0	1-0	0-0
Wyoming	0-1	0-0	0-0	0-1
Xavier (OH)	1-0	0-0	1-0	0-0
Yale	3-1	1-0	0-0	2-1

* Includes one tie game 1999-2000 opponents in BOLD CAPS



YEARLY RECORDS

Year	Overall			Big Ten				Home	Away	Neut.	Head Coach	Home Attend. (since '41)			
	W	L	Pct.	W	L	Pct.	Pl.					G	Total	Avg.	High
1898-99	0	3	.000	—	—	—	—	0-0	0-3	0-0	James Elsom				
1899-00	1	1	.500	—	—	—	—	0-0	1-1	0-0	James Elsom				
1900-01	1	1	.500	—	—	—	—	0-0	1-1	0-0	James Elsom				
1901-02	7	3	.700	—	—	—	—	0-0	7-2	0-1	James Elsom				
1902-03	5	2	.714	—	—	—	—	0-0	5-2	0-0	James Elsom				
1903-04	11	4	.733	—	—	—	—	2-0	9-4	0-0	James Elsom				
1904-05	10	8	.556	—	—	—	—	1-0	9-8	0-0	Emmett Angell				
1905-06	12	2	.857	6	2	.750	2	6-0	6-2	0-0	Emmett Angell				
1906-07	11	3	.786	6	2	.750	1t	7-1	4-2	0-0	Emmett Angell				
1907-08	10	2	.833	7	1	.875	1t	7-1	3-1	0-0	Emmett Angell				
1908-09	8	4	.667	5	4	.556	3	7-1	1-3	0-0	Haskell Noyes				
1909-10	9	5	.643	7	5	.583	3	8-0	1-5	0-0	Haskell Noyes				
1910-11	9	6	.600	6	6	.500	5	8-1	1-5	0-0	Haskell Noyes				
1911-12	15	0	1.000	12	0	1.000	1	8-0	7-0	0-0	Walter Meanwell				
1912-13	14	1	.933	11	1	.917	1	9-0	5-1	0-0	Walter Meanwell				
1913-14	15	0	1.000	12	0	1.000	1	9-0	6-0	0-0	Walter Meanwell				
1914-15	13	4	.765	8	4	.667	3	9-2	4-2	0-0	Walter Meanwell				
1915-16	20	1	.952	11	1	.917	1	10-0	10-1	0-0	Walter Meanwell				
1916-17	15	3	.833	9	3	.750	4	9-1	6-2	0-0	Walter Meanwell				
1917-18	14	3	.824	9	3	.750	1	9-1	5-2	0-0	Guy Lowman				
1918-19	5	11	.313	3	9	.250	10	1-6	4-5	0-0	Guy Lowman				
1919-20	15	5	.750	7	5	.583	5	9-1	6-4	0-0	Guy Lowman				
1920-21	13	4	.765	8	4	.667	1t	9-0	4-4	0-0	Walter Meanwell				
1921-22	14	5	.737	8	4	.667	2t	8-3	6-2	0-0	Walter Meanwell				
1922-23	12	3	.800	11	1	.917	1t	7-2	5-1	0-0	Walter Meanwell				
1923-24*	11	5	.688	8	4	.667	1t	8-1	3-4	0-0	Walter Meanwell				
1924-25	6	11	.353	3	9	.250	9	5-6	1-5	0-0	Walter Meanwell				
1925-26	8	9	.471	4	8	.333	8t	6-4	2-5	0-0	Walter Meanwell				
1926-27	10	7	.588	7	5	.583	4t	6-3	3-4	1-0	Walter Meanwell				
1927-28	13	4	.765	9	3	.750	3t	9-2	4-2	0-0	Walter Meanwell				
1928-29	15	2	.882	10	2	.833	1t	9-1	5-1	1-0	Walter Meanwell				
1929-30	15	2	.882	8	2	.800	2	12-0	3-2	0-0	Walter Meanwell				
1930-31	8	9	.471	4	8	.333	7t	7-3	1-6	0-0	Walter Meanwell				
1931-32	8	10	.400	3	9	.250	8t	7-4	1-6	0-0	Walter Meanwell				
1932-33	7	13	.350	4	8	.333	8	4-6	3-7	0-0	Walter Meanwell				
1933-34	14	6	.700	8	4	.667	2t	10-2	4-4	0-0	Walter Meanwell				
1934-35	15	5	.750	9	3	.750	1t	11-2	4-3	0-0	Harold Foster				
1935-36	11	9	.550	4	8	.333	8	9-3	2-6	0-0	Harold Foster				
1936-37	8	12	.400	3	9	.250	8t	7-4	1-8	0-0	Harold Foster				
1937-38	10	10	.500	5	7	.417	7	8-3	2-7	0-0	Harold Foster				
1938-39	10	10	.500	4	8	.333	7	8-3	2-7	0-0	Harold Foster				
1939-40	5	15	.250	3	9	.250	9	4-6	1-8	0-1	Harold Foster				
1940-41	20	3	.870	11	1	.917	1	11-1	6-2	3-0	Harold Foster	12	130,150	10,846	14,000
1941-42	14	7	.667	10	5	.667	2t	9-2	5-4	0-1	Harold Foster	11	116,050	10,550	14,000
1942-43	12	9	.571	6	6	.500	4t	7-4	4-5	1-0	Harold Foster	11	118,000	10,727	14,000
1943-44	12	9	.571	9	3	.750	2t	5-5	6-4	1-0	Harold Foster	10	84,200	8,420	14,000
1944-45	10	11	.476	4	8	.333	6t	6-5	3-6	1-0	Harold Foster	11	98,000	8,909	11,500
1945-46	4	17	.190	1	11	.083	9	4-7	0-10	0-0	Harold Foster	11	96,900	8,809	14,000
1946-47	16	6	.727	9	3	.750	1	9-2	6-4	1-0	Harold Foster	11	124,700	11,336	13,800
1947-48	12	8	.600	7	5	.583	3t	9-1	3-7	0-0	Harold Foster	10	130,900	13,090	13,500
1948-49	12	10	.545	5	7	.417	7	9-3	3-7	0-0	Harold Foster	12	150,000	12,500	13,500



History

Year	Overall			Big Ten				Home	Away	Neut.	Head Coach	Home Attend. (since '41)			
	W	L	Pct.	W	L	Pct.	Pl.					G	Total	Avg.	High
1949-50	17	5	.773	9	3	.750	2	10-1	6-4	1-0	Harold Foster	11	139,500	12,681	13,000
1950-51	10	12	.455	7	7	.500	4t	6-5	4-7	0-0	Harold Foster	11	130,550	11,868	13,000
1951-52	10	12	.455	5	9	.357	7	6-5	3-6	1-1	Harold Foster	11	132,000	12,000	13,000
1952-53	13	9	.591	10	8	.556	5	9-2	4-6	0-1	Harold Foster	11	129,726	11,793	13,500
1953-54	12	10	.545	6	8	.429	5t	7-4	5-6	0-0	Harold Foster	11	108,192	9,836	13,500
1954-55	10	12	.455	5	9	.357	6t	6-5	4-7	0-0	Harold Foster	11	92,150	8,377	12,100
1955-56	6	16	.273	4	10	.286	8t	3-8	3-8	0-0	Harold Foster	11	66,100	6,009	10,000
1956-57	5	17	.227	3	11	.214	9	4-7	1-10	0-0	Harold Foster	11	57,529	5,230	7,193
1957-58	8	14	.364	3	11	.214	10	5-6	3-7	0-1	Harold Foster	11	61,448	5,586	8,200
1958-59	3	19	.136	1	13	.071	10	3-8	0-10	0-1	Harold Foster	11	58,527	5,321	7,410
.....															
1959-60	8	16	.333	4	10	.286	9	5-7	2-9	1-0	John Erickson	12	75,216	6,268	12,187
1960-61	7	17	.292	4	10	.286	8	6-4	1-11	0-2	John Erickson	10	65,685	6,569	13,472
1961-62	17	7	.708	10	4	.714	2	10-3	5-3	2-1	John Erickson	13	88,681	6,822	13,545
1962-63	14	10	.583	7	7	.500	6	8-5	5-5	1-0	John Erickson	13	88,905	6,839	12,088
1963-64	8	16	.333	2	12	.143	10	5-6	1-9	2-1	John Erickson	10	69,873	6,987	13,217
1964-65	9	13	.409	4	10	.286	8	5-5	3-7	1-1	John Erickson	10	63,823	6,382	9,538
1965-66	11	13	.458	6	8	.429	7	9-3	2-8	0-2	John Erickson	12	85,199	7,100	11,573
1966-67	13	11	.542	8	8	.500	4	7-4	2-6	4-1	John Erickson	11	116,855	10,623	12,729
1967-68	13	11	.542	7	7	.500	5	9-2	3-7	1-2	John Erickson	11	104,346	9,486	11,926
1968-69	11	13	.458	5	9	.357	8t	8-3	1-10	2-0	John Powless	11	112,949	10,268	11,569
.....															
1969-70	10	14	.417	5	9	.357	6t	6-6	3-8	1-0	John Powless	11	97,686	8,881	12,392
1970-71	9	15	.375	4	10	.286	7t	7-5	1-10	1-0	John Powless	12	81,051	6,754	7,953
1971-72	13	11	.542	6	8	.429	5t	9-3	3-7	1-1	John Powless	12	79,922	6,660	8,235
1972-73	11	13	.458	5	9	.357	9	8-3	2-10	1-0	John Powless	11	84,242	7,658	8,236
1973-74	16	8	.667	8	6	.571	4t	11-2	4-6	1-0	John Powless	13	98,346	7,565	12,204
1974-75	8	18	.308	5	13	.278	8	8-7	0-9	0-2	John Powless	15	82,981	5,532	7,462
1975-76	10	16	.385	4	14	.222	9	7-7	2-9	1-0	John Powless	14	72,996	5,214	9,363
1976-77	11	16	.407	7	11	.389	7t	8-5	2-11	1-0	Bill Cofield	13	90,609	6,970	8,501
1977-78	8	19	.296	4	14	.222	9t	7-7	1-12	0-0	Bill Cofield	14	122,075	8,720	11,238
1978-79	12	15	.444	6	12	.333	8t	9-5	3-9	0-1	Bill Cofield	14	114,945	8,210	12,204
.....															
1979-80	15	14	.517	7	11	.389	8	11-4	2-9	2-1	Bill Cofield	15	115,960	7,731	11,895
1980-81	11	16	.407	5	13	.278	9	9-6	2-9	0-1	Bill Cofield	15	101,606	6,774	9,026
1981-82	6	21	.222	3	15	.167	10	4-9	2-9	0-3	Bill Cofield	13	65,505	5,039	9,281
1982-83	8	20	.286	3	15	.167	10	7-8	0-11	1-1	Steve Yoder	15	113,617	7,574	11,442
1983-84	8	20	.286	4	14	.222	10	6-7	1-12	1-1	Steve Yoder	13	98,280	7,560	11,019
1984-85	14	14	.500	5	13	.278	9	10-5	2-9	2-0	Steve Yoder	15	103,795	6,920	9,868
1985-86	12	16	.429	4	14	.222	9	8-7	4-7	0-2	Steve Yoder	15	112,131	7,475	11,092
1986-87	14	17	.452	4	14	.222	8	8-7	4-9	2-1	Steve Yoder	15	110,876	7,392	11,866
1987-88	12	16	.429	6	12	.333	7	5-6	3-10	4-0	Steve Yoder	14	110,545	7,896	11,068
1988-89	18	12	.600	8	10	.444	6t	14-3	3-9	1-0	Steve Yoder	17	161,810	9,518	11,886
.....															
1989-90	14	17	.452	4	14	.222	8t	8-6	2-9	4-2	Steve Yoder	14	142,291	10,164	11,898
1990-91	15	15	.500	8	10	.444	7	11-6	4-9	0-0	Steve Yoder	17	171,680	10,099	11,924
1991-92	13	18	.419	4	14	.222	9	11-6	1-10	1-2	Steve Yoder	17	160,580	9,446	12,305
1992-93	14	14	.500	7	11	.389	8t	11-6	3-8	0-0	Stu Jackson	17	176,578	10,387	11,500
1993-94	18	11	.621	8	10	.444	7	14-2	3-8	1-1	Stu Jackson	16	184,000	11,500	11,500
1994-95	13	14	.481	7	11	.389	9	11-4	2-10	0-0	Stan Van Gundy	15	171,292	11,419	11,500
1995-96	17	15	.531	8	10	.444	8	13-5	3-8	1-2	Dick Bennett	18	202,381	11,243	11,993
1996-97	18	10	.643	11	7	.611	4t	12-2	5-7	1-1	Dick Bennett	14	160,624	11,473	11,719
1997-98	12	19	.387	3	13	.188	9t	7-8	2-9	3-2	Dick Bennett	15	200,032	13,335	16,697
1998-99	22	10	.688	9	7	.563	3t	11-2	8-5	3-3	Dick Bennett	13	205,008	15,770	17,046

* 1924 season includes one tie game



YEARLY STATISTICS

Year	G	FG	FGA	PCT	3P	3PA	PCT	FT	FTA	PCT	REB	AVG	A	TO	BK	ST	PTS	AVG
1946-47	22	453	1590	.285	—	—	—	322	522	.617	—	—	—	—	—	—	1228	55.8
Opp.	22	445	1796	.248	—	—	—	276	481	.574	—	—	—	—	—	—	1166	53.0
1947-48	20	375	1407	.267	—	—	—	297	460	.646	—	—	—	—	—	—	1047	52.4
Opp.	20	404	1461	.277	—	—	—	260	430	.605	—	—	—	—	—	—	1068	53.4
1948-49	22	417	1499	.278	—	—	—	352	575	.612	—	—	—	—	—	—	1186	53.9
Opp.	Records Incomplete																	
1949-50	22	476	1631	.292	—	—	—	326	565	.577	—	—	—	—	—	—	1278	58.1
Opp.	22	463	1677	.276	—	—	—	231	393	.588	—	—	—	—	—	—	1157	52.6
1950-51	22	456	1502	.304	—	—	—	338	561	.603	1099	49.9	306	—	—	—	1250	56.8
Opp.	22	498	1710	.291	—	—	—	256	429	.598	—	—	—	—	—	—	1252	56.9
1951-52	22	450	1518	.296	—	—	—	380	574	.662	930	42.3	267	—	—	—	1280	58.1
Opp.	22	519	1595	.326	—	—	—	312	480	.650	919	41.8	247	—	—	—	1310	59.6
1952-53	22	486	1497	.326	—	—	—	473	717	.660	—	—	—	—	—	—	1447	65.8
Opp.	22	469	1562	.300	—	—	—	413	659	.627	—	—	—	—	—	—	1361	61.9
1953-54	22	504	1409	.358	—	—	—	486	695	.699	745	33.9	—	—	—	—	1494	67.9
Opp.	22	469	1522	.309	—	—	—	455	716	.635	—	—	—	—	—	—	1393	63.3
1954-55	22	541	1463	.370	—	—	—	495	693	.714	793	36.1	—	—	—	—	1577	71.7
Opp.	22	574	1492	.385	—	—	—	450	647	.695	737	33.5	—	—	—	—	1598	72.6
1955-56	22	550	1500	.367	—	—	—	430	653	.659	973	44.2	—	—	—	—	1530	69.5
Opp.	22	570	1505	.379	—	—	—	455	678	.671	928	42.2	—	—	—	—	1595	72.5
1956-57	22	510	1491	.342	—	—	—	296	501	.591	862	39.2	—	—	—	—	1316	59.8
Opp.	22	563	1526	.369	—	—	—	385	580	.664	982	44.6	—	—	—	—	1511	68.7
1957-58	22	555	1551	.358	—	—	—	272	434	.627	842	38.3	—	—	—	—	1382	62.8
Opp.	22	579	1600	.362	—	—	—	369	546	.676	957	43.5	—	—	—	—	1527	69.4
1958-59	22	523	1526	.343	—	—	—	330	579	.569	935	42.5	—	—	—	—	1376	62.6
Opp.	22	700	1637	.428	—	—	—	343	518	.662	1187	53.9	—	—	—	—	1743	79.2
1959-60	24	710	1723	.412	—	—	—	323	500	.646	1031	42.9	—	—	—	—	1743	72.6
Opp.	24	781	1810	.431	—	—	—	375	577	.649	1149	47.9	—	—	—	—	1935	80.6
1960-61	24	679	1753	.387	—	—	—	338	538	.628	1122	46.8	—	—	—	—	1696	70.7
Opp.	24	702	1727	.407	—	—	—	396	599	.661	1104	46.0	—	—	—	—	1800	75.0
1961-62	24	793	1812	.437	—	—	—	446	666	.670	1177	49.1	—	—	—	—	2032	84.7
Opp.	24	745	1801	.414	—	—	—	421	609	.692	1096	45.7	—	—	—	—	1911	79.6
1962-63	24	727	1652	.440	—	—	—	348	526	.662	1196	49.8	—	—	—	—	1802	75.1
Opp.	24	694	1805	.385	—	—	—	336	514	.654	1064	44.3	—	—	—	—	1720	71.7
1963-64	24	780	1915	.407	—	—	—	407	612	.665	1173	48.9	—	—	—	—	1967	81.9
Opp.	24	832	1839	.452	—	—	—	418	606	.690	1297	54.1	—	—	—	—	2082	86.8
1964-65	22	680	1587	.429	—	—	—	343	536	.640	969	44.1	—	—	—	—	1703	77.4
Opp.	22	673	1580	.426	—	—	—	410	565	.726	1082	49.2	—	—	—	—	1756	79.8
1965-66	24	725	1665	.435	—	—	—	398	588	.676	1075	44.8	—	—	—	—	1848	77.0
Opp.	24	745	1790	.416	—	—	—	426	599	.724	1152	48.0	—	—	—	—	1916	79.5
1966-67	24	753	1738	.433	—	—	—	457	658	.695	1207	50.3	—	—	—	—	1963	81.8
Opp.	24	772	1810	.427	—	—	—	415	638	.651	1217	50.7	—	—	—	—	1959	81.6
1967-68	24	750	1687	.445	—	—	—	422	632	.668	1136	47.3	—	—	—	—	1922	80.1
Opp.	24	732	1702	.430	—	—	—	411	563	.730	1085	45.2	—	—	—	—	1875	78.1
1968-69	24	633	1591	.398	—	—	—	424	617	.687	1091	45.5	—	—	—	—	1690	70.4
Opp.	24	608	1461	.416	—	—	—	476	688	.692	1079	44.9	—	—	—	—	1692	70.5
1969-70	24	707	1672	.423	—	—	—	429	609	.704	1142	47.6	—	—	—	—	1843	76.8
Opp.	24	727	1669	.436	—	—	—	483	687	.703	1118	46.6	—	—	—	—	1937	80.7
1970-71	24	792	1831	.433	—	—	—	463	658	.704	1268	52.8	—	—	—	—	2047	86.3
Opp.	24	805	1820	.442	—	—	—	417	600	.695	1164	48.5	—	—	—	—	2027	84.5
1971-72	24	747	1714	.436	—	—	—	427	613	.697	1160	48.3	—	—	—	—	1921	80.0
Opp.	24	664	1514	.439	—	—	—	446	685	.651	1082	45.1	—	—	—	—	1774	73.9



History

Year	G	FG	FGA	PCT	3P	3PA	PCT	FT	FTA	PCT	REB	AVG	A	TO	BK	ST	PTS	AVG
1972-73	24	740	1725	.429	—	—	—	326	487	.669	1245	51.9	—	—	—	—	1806	75.3
Opp.	24	732	1809	.405	—	—	—	332	494	.672	1140	47.5	—	—	—	—	1796	74.8
1973-74	24	766	1680	.456	—	—	—	295	422	.699	1169	48.7	378	—	—	—	1827	76.1
Opp.	24	653	1574	.415	—	—	—	270	391	.690	914	38.0	277	—	—	—	1576	65.7
1974-75	26	759	1818	.417	—	—	—	335	482	.695	1104	42.5	430	—	—	—	1853	71.3
Opp.	26	814	1711	.476	—	—	—	398	557	.715	1158	44.5	515	—	—	—	2026	77.9
1975-76	26	783	1808	.433	—	—	—	431	600	.718	1131	43.5	448	—	—	—	1997	76.8
Opp.	26	836	1825	.458	—	—	—	467	656	.712	1241	47.7	488	—	—	—	2139	82.3
1976-77	27	737	1738	.424	—	—	—	387	572	.677	1132	41.9	338	—	—	—	1861	68.9
Opp.	27	800	1758	.455	—	—	—	398	561	.709	1100	40.7	405	—	—	—	1998	74.0
1977-78	27	758	1735	.437	—	—	—	397	592	.671	1075	39.8	340	494	59	155	1913	70.9
Opp.	27	794	1618	.491	—	—	—	451	627	.719	1009	37.4	381	511	94	129	2039	75.5
1978-79	27	760	1728	.440	—	—	—	363	545	.666	1048	38.8	377	495	66	203	1883	69.7
Opp.	27	776	1604	.484	—	—	—	433	603	.718	993	36.8	427	528	112	147	1985	73.5
1979-80	29	783	1666	.470	—	—	—	457	638	.716	1062	36.6	380	513	65	151	2023	69.8
Opp.	29	749	1620	.462	—	—	—	413	578	.715	923	31.8	335	510	93	164	1911	65.9
1980-81	27	690	1498	.461	—	—	—	376	558	.667	898	32.9	339	455	64	151	1756	65.5
Opp.	27	718	1446	.498	—	—	—	410	587	.700	882	32.7	330	462	58	185	1846	68.9
1981-82	27	721	1664	.433	—	—	—	293	426	.688	911	33.8	351	450	83	154	1735	64.3
Opp.	27	768	1502	.511	—	—	—	452	645	.701	984	36.4	379	472	78	153	1988	73.7
1982-83	28	739	1678	.440	22	68	.324	314	433	.725	901	32.2	351	409	91	160	1813	64.8
Opp.	28	771	1571	.491	30	68	.441	421	593	.710	1025	36.6	381	451	112	157	1994	71.2
1983-84	28	743	1579	.471	—	—	—	413	545	.758	833	29.8	403	379	45	146	1899	66.0
Opp.	28	791	1447	.547	—	—	—	417	590	.707	855	30.5	459	433	77	178	1999	71.4
1984-85	28	803	1646	.488	—	—	—	361	496	.728	900	32.1	456	374	61	149	1967	70.3
Opp.	28	807	1659	.486	—	—	—	399	555	.719	965	34.5	426	392	60	162	2013	71.9
1985-86	28	814	1686	.483	—	—	—	368	502	.733	892	31.9	442	382	51	181	1996	71.3
Opp.	28	846	1637	.517	—	—	—	399	541	.738	947	33.8	412	418	74	169	2091	74.7
1986-87	31	813	1696	.479	160	358	.447	407	596	.683	982	31.7	506	482	83	185	2193	70.7
Opp.	31	846	1793	.472	87	233	.373	434	636	.682	1087	35.1	479	451	84	234	2213	71.4
1987-88	28	710	1539	.461	126	292	.432	387	569	.680	841	30.0	442	429	68	196	1933	69.0
Opp.	28	784	1585	.495	108	264	.409	408	560	.729	968	34.6	462	461	84	199	2084	74.4
1988-89	30	774	1546	.501	146	326	.448	406	606	.670	859	28.6	450	401	86	220	2100	70.0
Opp.	30	699	1503	.465	105	267	.393	438	606	.723	885	29.5	367	470	71	162	1941	64.7
1989-90	31	744	1558	.478	121	311	.408	416	642	.648	933	30.1	445	450	78	195	2031	65.5
Opp.	31	721	1591	.453	117	313	.374	445	622	.715	951	30.7	363	440	59	189	2004	64.6
1990-91	30	743	1476	.503	186	450	.413	451	661	.682	900	30.0	469	482	96	160	2123	70.8
Opp.	30	801	1701	.471	134	370	.362	358	517	.693	893	29.8	410	386	62	221	2094	69.8
1991-92	31	792	1689	.469	179	420	.426	463	682	.679	966	31.2	416	456	153	208	2226	71.8
Opp.	31	790	1697	.466	124	327	.379	503	689	.730	1036	33.4	417	493	101	217	2207	71.2
1992-93	28	793	1754	.452	219	570	.384	341	519	.676	910	32.5	408	414	90	214	2156	77.0
Opp.	28	755	1599	.472	104	315	.330	504	681	.740	1043	37.3	375	506	89	194	2118	75.6
1993-94	29	816	1755	.465	225	609	.369	402	599	.671	1090	37.6	472	449	135	201	2259	77.9
Opp.	29	736	1754	.420	156	466	.335	471	667	.706	1055	36.4	383	442	83	241	2099	72.4
1994-95	27	672	1611	.417	186	561	.332	440	687	.640	1062	39.3	343	448	103	172	1970	73.0
Opp.	27	661	1612	.410	140	441	.317	472	696	.678	1061	39.3	328	428	86	181	1934	71.6
1995-96	32	726	1672	.434	189	551	.343	473	680	.696	1071	33.5	415	486	91	201	2114	66.1
Opp.	32	733	1704	.430	199	564	.353	408	610	.669	1051	32.8	408	488	118	225	2073	64.8
1996-97	28	570	1391	.410	137	406	.337	377	569	.663	951	34.0	332	422	97	187	1654	59.1
Opp.	28	502	1329	.378	128	408	.314	416	612	.680	885	31.6	236	437	73	195	1548	55.3
1997-98	31	644	1579	.408	130	438	.297	459	652	.704	996	32.1	348	431	95	189	1877	60.5
Opp.	31	643	1513	.425	197	553	.356	457	689	.663	1034	33.4	354	482	98	186	1940	62.6
1998-99	32	685	1573	.435	204	572	.357	413	558	.740	948	29.6	433	377	78	224	1987	62.1
Opp.	32	613	1504	.408	161	487	.331	379	564	.672	993	31.0	313	486	88	159	1766	55.2



PAST COACHES

JAMES C. ELSOM (1899-1904)

Record of 25-14 (.641) in six years at UW ... UW-Madison professor of physical education and physical therapy from 1894-1936 ... oversaw first Wisconsin teams as "coach" ... died in 1949.

EMMETT ANGELL (1905-08)

Record of 43-15 (.741) in four years at UW ... coached Chris Steinmetz, UW's first all-American in 1905 ... owns highest winning percentage of any Badger coach ... coached UW's first two conference titles (1907 and 1908) ... a driving force in establishing basketball at Wisconsin and in Western Conference (now the Big Ten).

HASKELL NOYES (1909-11)

Record of 26-15 (.634) in three years at UW ... guided Badgers to 23-2 home-court record during his tenure.

WALTER MEANWELL (1912-17; '21-34)

Record of 246-99 (.712) in 20 years at UW ... second-winningest coach in Badger history ... Badgers were 92-9 in his first six years, including one of school's three 20-win seasons in 1915-16 ... his 1911-12 and 1913-14 Badgers were both 15-0, the only two undefeated seasons in UW history ... coached two first-team all-Americans (George Levis and Bud Foster) ... a 1959 inductee into Naismith Memorial Basketball Hall of Fame ... coached Wisconsin to eight undisputed or shared Big Ten titles ... legendary coach credited with launching modern basketball's emphasis on finesse and offensive strategy ... his famous "criss-cross, pivot and pass" offense utilized all five players and featured short passes, the revolutionary criss-cross and weave, pivot in motion and screens for the shooter ... known as the "Little Doctor", he held a medical degree from Maryland and Ph.D from Wisconsin ... practiced medicine in Madison until his death in 1953.

GUY LOWMAN (1918-20)

Record of 34-19 (.642) in three years at UW ... coached UW to Big Ten title in his first season (1918) ... coached Badger



Steve Yoder guided the Badgers into the 1989 NIT, the school's first post-season appearance since 1947.

football (1918) and baseball (1918, 1921-32) teams, as well ... directed UW Department of Physical Education for 26 years ... died in 1943.

HAROLD "BUD" FOSTER (1935-59)

Record of 265-267 (.498) in 25 years at UW ... school's all-time winningest coach ... guided Badgers to school's first two NCAA Tournaments, including 1941 NCAA title ... coached three — Gene Englund, John Kotz and Don Rehfeldt — first-team all-Americans ... a 1964 inductee into Naismith Memorial Basketball Hall of Fame ... coached Badgers to one of school's three 20-win seasons in 1941 (team had season-ending 15-game winning streak) ... first-team all-America player in 1930.

JOHN ERICKSON (1960-68)

Record of 100-114 (.467) in nine years at UW ... fourth-winningest coach in Wisconsin history and ranks third in school annals in Big Ten wins (52) ... prior to 1997, his '62 squad was last at UW to win 10 Big Ten games ... his 1961-62

team's .708 (17-7) winning percentage is highest at Wisconsin in the last 48 years.

JOHN POWLESS (1969-76)

Record of 88-108 (.449) in eight years at UW ... prior to 1997, his '74 Badgers were school's last team to register a winning record (8-6) in conference play ... best season was 1973-74 when Badgers were 16-8 ... coached nine NBA draft choices at UW, most of any Badger coach ... has attained ranking as No. 1 tennis player in the world in singles and doubles for senior men 55 and older ... color commentator on Badger basketball TV broadcasts since 1989.

BILL COFIELD (1977-82)

Record of 63-101 (.384) in six years at UW ... coached four (Wes Matthews and Joe Chnelich in 1980, and Claude Gregory and Larry Petty in 1981) Badgers who were NBA draft picks.

STEVE YODER (1983-92)

Record of 128-165 (.437) in 10 years at UW ... third-winningest coach in school history ... also had third-longest tenure of any Wisconsin coach ... took Badgers to two NITs, including school's first post-season appearance (1989) since 1947 ... coached Badger stars Rick Olson, Danny Jones, Tracy Webster and Michael Finley.

STU JACKSON (1993-94)

Record of 32-25 (.561) in two years at UW ... guided Badgers to school's first NCAA Tournament bid (1994) since 1947 ... became first Wisconsin coach to take teams to back-to-back postseason tournaments ... left Wisconsin in summer of 1994 for front office position with NBA's expansion Vancouver Grizzlies.

STAN VAN GUNDY (1995)

Record of 13-14 (.481) in one year at UW ... named head coach in summer of 1994 after two years as assistant to Stu Jackson ... now an assistant coach to Pat Riley with Miami Heat ... brother of New York Knicks coach Jeff Van Gundy.



Wisconsin Coaching Records

Coach	Seasons	Yrs.	W	L	Pct.	W	L	Pct.	Titles
James Elsom	1899-1904	6	25	14	.641	—	—	—	
Emmett Angell	1905-08	4	43	15	.741	19	6	.760	2 Big Ten
Haskell Noyes	1909-11	3	26	15	.634	18	15	.545	
Walter Meanwell	1912-17; 21-34	20	246	99	.712	158	80	.660	8 Big Ten
Guy Lowman	1918-20	3	34	19	.642	19	17	.528	1 Big Ten
Harold Foster	1935-59	25	265	267	.498	143	182	.440	3 Big Ten, 1 NCAA
John Erickson	1960-68	9	100	114	.467	52	74	.413	
John Powless	1969-76	8	88	108	.449	42	78	.350	
Bill Cofield	1977-82	6	63	101	.384	32	76	.296	
Steve Yoder	1983-92	10	128	165	.437	50	130	.278	
Stu Jackson	1993-94	2	32	25	.561	15	21	.417	
Stan Van Gundy	1995	1	13	14	.481	7	11	.389	
Dick Bennett	1996-99	4	69	54	.561	31	37	.456	
Totals		101	1132	1010	.528	586	729	.446	

Wisconsin Assistant Coaches

1940-41	Fritz Wegner	1958-59	Fritz Wegner	1974-75	Dave VanderMeulen	Chris Benetti	
1941-42	Fritz Wegner		John Erickson		Lamont Weaver	1987-88	Brad McNulty
1942-43	Fritz Wegner	1959-60	John Orr		Dave VanderMeulen		Ray McCallum
	Robert Alwin		Ron Nord	1975-76	Dave VanderMeulen		Rod Zentner
1943-44	Fritz Wegner	1960-61	John Orr		Lamont Weaver	1988-89	Brad McNulty
1944-45	Fritz Wegner		Ron Nord		Dave VanderMeulen		Ray McCallum
1945-46	Fritz Wegner	1961-62	John Orr	1976-77	Bo Ryan		Rod Zentner
	Andy Smith		Ron Nord		Larry Reed	1989-90	Ray McCallum
1946-47	Fritz Wegner	1962-63	John Orr		Todd Landrum		John Williams
	Ted Deppe	1963-64	Dave Brown	1977-78	Bo Ryan		Chuck Schramm
1947-48	Fritz Wegner		John Powless		Larry Reed	1990-91	Ray McCallum
	Art Rizzi	1964-65	Dave Brown		Todd Landrum		John Williams
	Kurt Grimm		John Powless	1978-79	Bo Ryan		Chuck Schramm
	Bob Weigandt	1965-66	Dave Brown		Larry Reed	1991-92	Ray McCallum
1948-49	Fritz Wegner		John Powless		Todd Landrum		John Williams
	Ray Patterson	1966-67	Dave Brown	1979-80	Bo Ryan		Chuck Schramm
1949-50	Fritz Wegner		John Powless		Larry Reed	1992-93	Ray McCallum
	Bruce Fossum	1967-68	Dave Brown		Todd Landrum		Stan Van Gundy
1950-51	Fritz Wegner		John Powless	1980-81	Bo Ryan		Sean Miller
	Walt Lautenbach	1968-69	Dave Brown		Ken Johnson	1993-94	Stan Van Gundy
1951-52	Fritz Wegner		Bud Foster		Don Gosz		Bob Beyer
	Art Rizzi		Milt Bruhn	1981-82	Bo Ryan		Tim Buckley
1952-53	Fritz Wegner	1969-70	Dave Brown		Ken Johnson	1994-95	Dave Bollwinkel
	Art Rizzi		Dave VanderMeulen		Don Gosz		Shawn Hood
1953-54	Fritz Wegner		Dave VanderMeulen	1982-83	Rick Bowen		Brian Hecker
	Art Rizzi	1970-71	Dave Brown		Brad McNulty	1995-96	Brad Soderberg
1954-55	Fritz Wegner		Dave VanderMeulen		Bo Ryan		Shawn Hood
	Ab Nicholas		Dave VanderMeulen	1983-84	Rick Bowen		Brian Hecker
	Bob Cook	1971-72	Dave VanderMeulen		Brad McNulty	1996-97	Brad Soderberg
1955-56	Fritz Wegner		Ted Voigt		Bo Ryan		Shawn Hood
	Paul Morrow		Dave VanderMeulen	1984-85	Rick Bowen		Brian Hecker
	Silas Johnson	1972-73	Dave VanderMeulen		Brad McNulty	1997-98	Brad Soderberg
1956-57	Fritz Wegner		Ted Voigt		Ray McCallum		Shawn Hood
	Silas Johnson		Dave VanderMeulen	1985-86	Rick Bowen		Brian Hecker
	Tom Ward	1973-74	Dave VanderMeulen		Brad McNulty	1998-99	Brad Soderberg
1957-58	Fritz Wegner		Ted Voigt		Ray McCallum		Shawn Hood
	Al Hovland		Dave VanderMeulen	1986-87	Brad McNulty		Brian Hecker
			Ted Voigt		Ray McCallum		



LETTERWINNERS

A

ADAMS, James, 1911
 ADAMS, Lloyd (F, 6-6)
 New York, N.Y., 1970
 AFFELDT, George (F, 5-11)
 West Allis, Wis., 1943
 ALWIN, Robert (G, 5-10)
 Madison, Wis., 1940-41-42
 ANDERSON, Dean (G/F, 6-2)
 Madison, Wis., 1976
 ANDERSON, Gary (G, 6-5)
 Madison, Wis., 1972-73-74
 ANDERSON, George, 1914
 ANDERSON, Orrin, 1925
 ANDERSON, Peter (F, 6-3)
 Rockford, Ill., 1951-52
 ANDERSON, Walter (F, 6-2)
 Superior, Wis., 1939-40
 ANDREWS, Charles, 1926-27-28
 ARTHUR, Frank, 1907
 ASLAKSON, Charles (G, 6-2)
 Marshfield, Wis., 1965
 AURIANTAL, Hennssy (G, 6-1)
 Montreal, Que., 1996-97-98-99

B

BACHMAN, Willis, 1945
 BADURA, Robert (G, 6-2)
 Kohler, Wis., 1955-56
 BAILEY, John (G, 6-3)
 Macon, Ga., 1979-80-81-82
 BAIN, Frank, 1925
 BARAO, Thomas (G, 6-3)
 New Bedford, Mass., 1970
 BARLOW, Millard, 1919
 BARNARD, Samuel (F/C, 6-6)
 Oshkosh, Wis., 1958
 BARNES, Kenneth (F, 6-3)
 Decatur, Ill., 1964-65-66
 BARNES, Robert (F, 6-8)
 Racine, Wis., 1985
 BARNESON, Robert (F, 6-3)
 Eau Claire, Wis., 1958-59-60
 BARNUM, Rollie, 1925-26-27
 BARTLETT, Edwin, 1902-03
 BARWIG, Byron, 1923-24-25
 BAUMGARTEN, David (G, 6-0)
 Evansville, Wis., 1971
 BEHR, Louis, 1926-27-28
 BELL, Byron, 1937-38-39
 BENCRISCUITO, Fred (F, 6-1)
 Racine, Wis., 1950-51
 BENDER, John, 1933
 BICKELHAUPT, William, 1910
 BIGGS, James (F, 6-2)
 Chicago, Ill., 1959-60-61
 BIRCH, Albert, 1909-10-11
 BIRCH, Frank, 1918
 BISHOP, Warren, 1900-01
 BLACKWELL, Cory (F, 6-6)
 Chicago, Ill., 1982-83-84
 BLOOR, James, 1946
 BOHEN, James (G, 5-10)
 Reedsburg, Wis., 1963-64-65
 BORLAND, Glenn (F, 6-1)
 Oelwein, Iowa, 1956-57-58
 BOWERS, Dale (F, 6-0)
 Rockford, Ill., 1949
 BREITKREUTZ, Emil, 1904-05

BRENS, John (C, 6-8)
 St. Charles, Ill., 1962-63-64
 BREY, Peter (F, 6-7)
 Wisconsin Rapids, Wis.,
 1975-76-77
 BROCK, Harold, 1918
 BROOKS, Henry, 1925-26
 BRYANT, Jon (G, 6-2)
 Plymouth, Minn., 1999
 BUECHL, William (F, 6-1)
 Wauwatosa, Wis., 1951
 BUNKE, Richard (C/F, 6-1)
 New London, Wis., 1945
 BURDICK, William, 1899-1900
 BURLINGTON, Keith (G, 6-2)
 Brownstown, Wis., 1968-69
 BURKEMPER, David (G, 6-1)
 Hubertus, Wis., 1996-97-98-99
 BURKS, Frank (C/F, 6-4)
 Chicago, Ill., 1960
 BUSH, James, 1904-05-06

C

CABLE, Richard (F, 6-1)
 Stevens Point, Wis.,
 1952-53-54-55
 CALDERWOOD, Tyre (G, 6-0)
 Joliet, Ill., 1997, '99
 CANNON, Patrick (G, 5-10)
 Brookfield, Wis., 1971
 CARL, Adam (G, 5-11)
 Northbrook, Ill., 1993
 CARLIN, Michael (G, 6-0)
 Valparaiso, Ind., 1966-67-68
 CARLIN, Shawn (G, 6-3)
 Middleton, Wis., 1995-96
 CARLSON, George, 1918
 CARPENTER, Edward (F, 6-4)
 Rockford, Ill., 1952
 CARY, David (F, 6-6)
 Milwaukee, Wis., 1983
 CEASER, Carl, 1920-21-22
 CHAMBERS, Chris (G, 6-1)
 Bedford, Ohio, 1998
 CHANDLER, William, 1916-17-18
 CHMIELEWSKI, Ed, 1929-30-31
 CHRNELICH, Joseph (F, 6-7)
 Milwaukee, Wis., 1977-78-79-80
 CLINTON, James (F/C, 6-5)
 Milwaukee, Wis., 1951-55
 CLOW, Fred (C, 6-4)
 Rockford, Ill., 1958-59-60
 COLBERT, Brian (G, 6-0)
 Zion, Ill., 1975-76
 COLEMAN, Booker (C/F, 6-9)
 Jamestown, N.Y.,
 1995-96-97-98
 CONGER, Chris (G, 6-3)
 Green Bay, Wis., 1993-94-95
 CONLON, Dennis (G, 6-3)
 Dubuque, Iowa, 1970-71
 COOK, Robert (F, 5-10)
 Harvard, Ill., 1946-47-48
 COYNE, William, 1937

D

DAHLKE, Charles (C, 6-5)
 Princeton, Wis., 1951-52
 DALY, Michael (F, 5-7)
 Wisconsin Rapids, Wis.,
 1953-54
 DANDRIDGE, Greg (G, 6-2)
 Milwaukee, Wis., 1980-81-82-83
 DAUGHERTY, Sean (F, 6-10)
 Vincennes, Ind., 1995-96-97-98
 DAVIS, Ernest, 1937-38
 DAVIS, Travon (G, 5-10)
 Summit, Ill., 1999
 DeCREMER, James (F/C, 6-7)
 Eau Claire, Wis., 1970-71
 DeMARK, Nick, 1934-35-36
 DeMERIT, John (F, 6-1)
 Port Washington, Wis., 1957
 DEPPE, Ted (F, 6-1)
 Baraboo, Wis., 1941
 DICK, Donald (F, 6-0)
 Montreal, Wis., 1944
 DIEBOLD, Marshall, 1923-24-25
 DOUGAN, Trevor, 1926
 DOUGLASS, Billy (G, 6-5)
 Lake Forest, Ill., 1989-90-91-92
 DOWNS, Edward (F, 5-9)
 Proctor, Minn., 1943
 DOYLE, John, 1928-29
 DRAYTON, Dwight (F, 6-6)
 Rockford, Ill., 1970
 DUANY, Duany (G/F, 6-5)
 Bloomington, Ind., 1997-98-99
 DUPEE, David, 1937-38-39
 DUTRIASAC, Richard (G, 6-3)
 Wausau, Wis., 1959-61
 DYKSTRA, Clarence (F, 6-0)
 Racine, Wis., 1944

E

ELLENSON, John (F, 6-7)
 Menomonie, Wis., 1989-90-91
 ELLERMAN, Raymond, 1928-29
 ELSOM, Kendall, 1923-24
 ELY, Louis (F, 6-7)
 Harvey, Ill., 1991-92-93
 ENGLUND, Gene (C, 6-4)
 Kenosha, Wis., 1939-40-41
 ENGLUND, Gene Jr. (F, 6-5)
 Oshkosh, Wis., 1962
 EPPERSON, Charles (F, 6-1)
 Jackson, Mich., 1940-41-42

F

FALK, Robert (G, 6-2)
 Madison, Wis., 1975-76-77
 FALLS, Richard (F, 6-1)
 River Forest, Ill., 1947-48
 FANNING, Willis, 1920
 FRABER, Maurice, 1929-30
 FARWELL, Knight, 1924
 FAUROUTE, Gerald (F, 6-5)
 East Gary, Ind., 1976-77

FAUST, Erik (F, 6-7)
 Arlington Hts., Ill., 1999
 FINLEY, Michael (F, 6-7)
 Maywood, Ill., 1992-93-94-95
 FLEMING, Sean (G, 6-2)
 Oakland, Calif., 1987
 FLODEN, Tuve, 1915
 FOLZ, Daniel (C, 6-7)
 Milwaukee, Wis., 1953-54-55-56
 FOSSUM, Bruce (F, 6-1)
 Ashland, Wis., 1948-49
 FOSTER, Harold, 1928-29-30
 FRANKLIN, Joseph (F, 6-4)
 Madison, Wis., 1966-67-68
 FRASOR, Robert (G, 6-3)
 Blue Island, Ill., 1970-71-72
 FREY, Mannie, 1937-38
 FULLER, Gordy, 1935-36-37

G

GAGE, Leslie, 1922-23
 GAINES, Arnold (G, 6-4)
 Baltimore, Md., 1977-78-79-80
 GALLAGHER, John (G, 5-11)
 Milton Junction, Wis., 1939-40
 GALLAGHER, Robert, 1944
 GALLE, Fred, 1927
 GARDNER, Thomas (G, 5-10)
 Toluca, Ill., 1966
 GARROTT, William, 1935
 GHARRITY, Martin (G, 6-2)
 Shawano, Wis., 1960
 GIBSON, Douglas, 1922-23-24
 GILLESPIE, James (G, 6-4)
 Detroit, Mich., 1989
 GODFREY, Roger (G, 5-10)
 Wauwatosa, Wis., 1953-54
 GOERING, Vince, 1945
 GOLSTON, Carl (G, 5-9)
 Chicago, Ill., 1982
 GOOD, Brian (G, 6-1)
 Rossville, Ind., 1989-90-91-92
 GRAMS, David (G, 6-1)
 Monroe, Wis., 1963-64
 GRANT, Paul (C, 7-0)
 W. Bloomfield, Mich., 1997
 GREGORY, Claude (F, 6-8)
 Washington, D.C.,
 1978-79-80-81
 GREGORY, James (F, 6-8)
 Washington, D.C., 1977-78
 GRIFFITH, Rashard (C, 6-11)
 Chicago, Ill., 1994-95
 GRIMM, Kurt (G, 6-0)
 Milwaukee, Wis., 1944-45-46
 GRISWOLD, Harry, 1930-31-32
 GROSS, Raymond (C, 6-7)
 Stratford, Wis., 1957-58-59
 GUSTAFSON, Kenneth
 (F/G, 6-4) St. Charles, Ill.,
 1964-65-66
 GWYN, Thomas (C, 6-6)
 Milwaukee, Wis., 1961-62-63

H

HAARLOW, Robert (C, 6-5)
 Chicago, Ill., 1946-47-48-49
 HAAS, Mel, 1914-15-16



- HACKBART, Dale, 1959
 HALL, Jeremy (G, 5-10)
 Garrett, Ky., 1996
 HAMANN, Ray, 1933-34-35
 HARDY, Emir (F, 6-6)
 Chicago Hts., Ill., 1975
 HARGET, Edmund, 1926
 HARPER, Carl, 1912-13-14
 HARPER, Hugh, 1906-08-10
 HARRELL, Damon (C, 6-9)
 Madison, Wis., 1990-91-92-93
 HARRIS, Bob, 1937
 HASTINGS, Daniel (G, 6-4)
 Drexel Hill, Pa., 1978-79-80-81
 HAUKEHAHL, Stanley, 1937
 HEARDEN, Donald (G, 6-0)
 Kimberly, Wis., 1962-63-64
 HEINEMAN, Michael (G, 6-3)
 Connerville, Ind.,
 1984-85-86-87
 HELMHOLZ, Henry, 1900-02
 HEMMING, Victor, 1917
 HENDERSON, Dwight, 1912
 HENDRICKSON, Eino (C, 7-0)
 Holmen, Wis., 1967-68-70
 HENRY, Albert (C, 6-9)
 Memphis, Tenn., 1969-70
 HERREID, Carl (F, 6-3)
 Blair, Wis., 1952
 HERTZ, Gilman (F, 6-3)
 Weyauwega, Wis., 1943-47
 HIPPEN, Jack (F, 6-7)
 Chadwick, Ill., 1982-83-84-85
 HIRSCHBERG, Walter,
 1899-1900-01
 HISLE, Larry Jr. (G, 6-4)
 Mequon, Wis., 1990-91
 HOLCOMB, Douglas (F, 6-4)
 Milwaukee, Wis., 1947
 HOLLINGER, Robert, 1945
 HOLT, Walter (G, 6-1)
 Benton Harbor, Mich.,
 1957-58
 HOSKINS, Darnell (G, 6-0)
 Dayton, Ohio, 1994-95
 HOTCHKISS, George,
 1926-27-28
 HOWARD, Leon (F, 6-5)
 New York, N.Y., 1971-72-73
 HUGHBANKS, Thomas (F, 6-5)
 Green Bay, Wis., 1960-61-62
 HUGHES, Kerry (F, 6-11)
 Freepot, Ill., 1972-73-74
 HUGHES, Kim (C, 6-11)
 Freepot, Ill., 1972-73-74
- J**
 JACKSON, Ronald (F, 6-4)
 Chicago, Ill., 1961-62
 JACKSON, Trent (G, 6-1)
 Bolingbrook, Ill., 1986-87-88-89
 JACOBSON, Steve (G, 6-1)
 Pardeeville, Wis., 1982
 JEFFERSON, Ivan (F, 6-3)
 Herrin, Ill., 1959
 JENKINS, Robert (G, 6-3)
 Milwaukee, Wis., 1978-79-80
 JOHNSON, Jason (G, 6-3)
 New Hope, Minn.,
 1991-92-93-94
 JOHNSON, Allen, 1912-13
 JOHNSON, Bobbie (C, 6-5)
 Washington, D.C., 1963-64
 JOHNSON, Grant (C, 7-0)
 Plymouth, Minn.,
 1991-92-93-94
- JOHNSON, James (F, 6-5)
 Memphis, Tenn., 1967-68-69
 JOHNSON, Robb (F, 6-5)
 W. Palm Beach, Fla., 1966-67
 JOHNSON, Robert (C, 6-8)
 Miami, Okla., 1975-76
 JOHNSON, William (G, 6-0)
 Monroe, Wis., 1944-45
 JOHNSON, Silas Jr. (G, 5-9)
 Madison, Wis., 1951-52
 JONES, Charles, 1935-36-37
 JONES, Danny (F, 6-6)
 Rockford, Ill., 1987-88-89-90
 JORGENSEN, Richard (G, 6-0)
 Neenah, Wis., 1955-56
- K**
 KELLEY, Brian (F, 6-7)
 Decatur, Ga., 1992-93-94-95
 KELLEY, Michael (G, 6-3)
 Milwaukee, Wis., 1998-99
 KILBRIDE, Andy (G, 6-3)
 Kankakee, Ill., 1992-93-94-95
 KNAKE, Robert, 1933-34
 KNAPP, Harold, 1918-19-20-21
 KOEHLER, Dale (F, 6-8)
 Kewaunee, Wis., 1973-74-75-76
 KORTH, John (G, 6-2)
 Neenah, Wis., 1983
 KOSOLCHAROEN, Michael
 (G, 6-1) Adams, Wis., 1996-97
 KOTZ, John (F, 6-3)
 Rhinelander, Wis., 1941-42-43
 KOWALSYK, Henry, 1927-29
 KOWSKE, Andrew (F, 6-8)
 Brookfield, Wis., 1998-99
 KREKLOW, Mike (F, 6-6)
 Neenah, Wis., 1980-81
 KRUEGER, Robert (G, 6-0)
 Fort Atkinson, Wis., 1943-47
 KUECHENMEISTER, Hugo, 1914
 KULAS, Brian (G, 6-6)
 Wausau, Wis., 1957-58-59
- L**
 LANGE, E.O., 1914-15
 LASZEWSKI, Jay (C/F, 6-8)
 Stevens Point, Wis.,
 1983-84-85-86
 LAUTENBACH, Walter (G, 6-2)
 Plymouth, Wis., 1942-43-47
 LEICHTFUSS, David (G, 6-1)
 Wauwatosa, Wis., 1957
 LENHEISER, Ray (F, 6-1)
 Rhinelander, Wis., 1941
 LEVIS, George, 1915-16-17
 LINDEMANN, Walter, 1908
 LINTON, Maurice (F, 6-7)
 Calumet City, Ill., 1998-99
 LITZOW, Robert (F, 6-3)
 Stevens Point, Wis., 1956-57-58
 LOCUM, Tim (G, 6-4)
 Flora, Ill., 1988-89-90-91
 LOTZER, Mark (G, 6-0)
 Rockford, Ill., 1976
 LUCHSINGER, Robert (G, 6-3)
 Janesville, Wis., 1973-74-75
 LYNCH, John (G, 6-1)
 Frankfort, Ind., 1941-42
- M**
 MACK, Thomas (F, 5-11)
 Madison, Wis., 1955-56
 MADER, Robert (G, 6-1)
 Wisconsin Rapids, Wis.,
 1947-48-49-50
- MAISEL, Lawrence, 1918
 MALINOWSKI, Erik (F, 6-7)
 Wausau, Wis., 1996
 MANWARRING, Craig (F, 6-5)
 Trenton, Ill., 1972
 MAPEL, Charles, 1902
 MARKHAM, Marshall (F, 5-10)
 Brodhead, Wis., 1949-50-51
 MASON, Sean (G, 6-2)
 Country Club Hills, Ill.,
 1995-96-98-99
 MATHEWS, Eugene (F, 5-7)
 Green Bay, Wis., 1945-46
 MATTHEWS, Wesley (G, 6-1)
 Bridgeport, Conn., 1978-79-80
 MATTHUSEN, Carl, 1929-30
 MAYBERRY, Craig (F/C, 6-9)
 Chicago, Ill., 1969-70
 McCALLUM, James (G, 6-3)
 Terre Haute, Ind., 1967-68
 McCAULEY, Bruce (G, 6-3)
 Sun Prairie, Wis., 1973-74-75
 McCONOCHIE, Stewart, 1903-04
 McCOY, Marcus (G/F, 6-5)
 Chicago Hts., Ill., 1973-74-75
 McDONALD, Gilbert, 1933-34-35
 McDUFFIE, Otto (F, 6-5)
 Milwaukee, Wis., 1992-93
 McGEE, Carlton
 Milwaukee, Wis., 1991-92-93
 McINTOSH, Charles, 1917
 McINTOSH, Clarence, 1919-23
 MEINERS, Matt (G, 6-0)
 North Potomac, Md., 1997
 MENZEL, Exner (F, 6-0)
 Stevens Point, Wis., 1946-47
 MERKEL, Ralph, 1925-26-27
 MEYERS, Paul, 1916-17
 MILLER, David (G, 6-4)
 Chicago, Ill., 1983-84
 MILLER, Fred, 1933
 MILLER, Godfrey, 1925
 MILLER, Lycan, 1927-28-29
 MILLER, Richard (G, 6-0)
 Wheeling, W. Va., 1954-55-56
 MILLER, William (F, 6-2)
 Lena, Ill., 1967
 MILLS, David (G, 5-9)
 Black River Falls, Wis., 1959
 MILLS, Edward (C, 6-6)
 West Milwaukee, Wis.,
 1943-47-48
 MITCHELL, Keith (F, 6-9)
 Taylor, Mich., 1979-80-81-82
 MITCHELL, Lee, 1935-36-37
 MITCHELL, Thomas (G, 6-1)
 Monroe, Wis., 1967-68-69
 MOLASKI, Tom (F, 6-6)
 Grafton, Wis., 1986-87-88-89
 MOORE, Earl (G/C, 6-4)
 Stevens Point, Wis., 1948-49-50
 MOORE, Howard (F, 6-6)
 Chicago, Ill., 1993-94-95
 MORENZ, Paul (G, 6-0)
 McHenry, Ill., 1965-66
 MORIARTY, John (G, 6-5)
 Oostburg, Wis., 1999
 MORROW, J. Paul (C, 6-7)
 St. Croix Falls, Wis.,
 1952-53-54
 MUELLER, Curtis (F, 6-3)
 Prairie du Sac, Wis.,
 1954-55-56
 MURRAY, Richard (F, 6-2)
 Three Lakes, Wis., 1959-60
- N**
 NAGLE, Charles (F, 6-5)
 Milwaukee, Wis., 1967-68-69
 NELSON, Douglas, 1930-31-32
 NELSON, George, 1926-27-28
 NEPRUD, Carl, 1912
 NEWBURG, Mark (C, 6-11)
 La Crosse, Wis., 1976-77-79-80
 NICHOLAS, Albert (G, 6-3)
 Rockford, Ill., 1950-51-52
 NICKOLI, Robert (C, 6-8)
 Fond du Lac, Wis., 1946
 NIEMUTH, Wallace (C, 6-4)
 Waupaca, Wis., 1946-48
 NORD, Ronald (G, 5-10)
 Minneapolis, Minn., 1950
 NWACHUKWU, Osita (F, 6-8)
 Owerri, Nigeria, 1995-96
- O**
 OAKS, Leroy, 1932
 O'BRIEN, Leland (C, 6-2)
 Marietta, Ohio, 1944
 OCKERSHAUSER, Karl, 1934
 OKEY, Sam (F, 6-7)
 Cassville, Wis., 1996-97
 OLER, Lee (F, 6-5)
 Fox Lake, Ill., 1970-71-72
 OLSEN, Harold, 1915-16-17
 OLSON, Rick (G, 6-1)
 Madison, Wis., 1983-84-85-86
 O'MELIA, Michael (G, 5-10)
 Rhinelander, Wis., 1962-63-64
 OSTROM, Lonnie (F/G, 6-5)
 Silvis, Ill., 1961-62-63
- P**
 PAGE, Donald (F, 6-3)
 Madison, Wis., 1949-50
 PAMPERIN, John (F/G, 6-2)
 La Crosse, Wis., 1958
 PARKER, John (C, 6-5)
 Madison, Wis., 1954-55-56
 PATERICK, Timothy (G, 6-4)
 Janesville, Wis., 1973-75-76
 PATTERSON, Donald (G, 6-0)
 Pekin, Ill., 1963
 PATTERSON, Ray (C, 6-3)
 Madison, Wis., 1942-43-44-45
 PAUL, John, 1929-30-31
 PAUST, Benjamin, 1904
 PEARSON, William (F, 6-8)
 McFarland, Wis., 1975-76-77-78
 PEASE, Harlow, 1919-20
 PETERS, Jay (G, 6-2)
 Janesville, Wis., 1991-92
 PETERSEN, Jeff (C, 6-10)
 Mequon, Wis., 1992-93-94
 PETERSON, Mosezell (G/F, 6-4)
 Louisville, Ky., 1995-96-97
 PETTY, Larry (C, 6-9)
 New York, N.Y., 1978-79-80-81
 PHELPS, Marion, 1912
 PIACENZA, Richard (F, 6-6)
 Highland Park, Ill., 1973-74-76
 PLONDKE, Scott (F/C, 6-10)
 Dubuque, Iowa, 1984
 PLOSS, John (C, 6-9)
 Antioch, Ill., 1982-83-84-85
 POKER, Lawrence (F, 6-1)
 Milwaukee, Wis., 1947-48-49
 PORTMANN, Kurt (F, 6-11)
 Sheboygan, Wis., 1987-88-89-90
 POSER, John, 1930-31-32
 POSER, Rolf, 1933-34-35
 POTTER, John, 1901-02-03

POWELL, Howard, 1936-37-38
 POWERS, Edward, 1926
 POWERS, Robert (G, 6-2)
 Madison, Wis., 1961
 PREBOSKI, Felix, 1934-35

Q

QUEST, Matt (F, 6-6)
 Watertown, Wis., 1997

R

RADKE, Steven (F/G, 6-5)
 Oshkosh, Wis., 1957-58
 REBHOLZ, James (F/G, 6-5)
 Portage, Wis., 1967
 REBHOLZ, Russ, 1931
 REDDICK, Melvin (G, 6-1)
 Chicago, Ill., 1969
 REHFELDT, Donald (C, 6-6)
 Chicago, Ill., 1947-48-49-50
 REHM, Frederick (G, 6-2)
 Milwaukee, Wis., 1941-42-43
 REINHART, Roger, 1935-36
 REMSTAD, Robert (C, 6-4)
 Kenosha, Wis., 1951
 RENFROE, Dwayne (G, 6-3)
 Sandersville, Ga., 1981
 REWEY, Stanley, 1932
 RICHGELS, Glen (C, 6-8)
 Madison, Wis., 1971
 RICHTER, Pat (C, 6-5)
 Madison, Wis., 1961-62-63
 RIPLEY, Rodney (F, 6-8)
 Pulaski, Wis., 1984-85-86-87
 RIPPE, Russell (G, 6-1)
 Madison, Wis., 1946-47-48
 RIZZI, Arthur (F, 5-7)
 Milwaukee, Wis., 1946-47
 ROBERTS, David (F, 6-5)
 Waunakee, Wis., 1964-65-66
 ROBERTS, Jalil (G/F, 6-4)
 Jersey City, N.J., 1994
 ROBERTSON, Pollis (F, 6-7)
 Wayne, Mich., 1986-87-88-89
 ROBINSON, Byron (G, 6-5)
 Springfield, Ill., 1988-89-90
 ROGERS, Douglas (G, 6-1)
 Waukesha, Wis., 1946-47-48-49
 ROGERS, Harlan, 1906-07-08
 ROGNEBY, James (G, 6-2)
 Cochrane, Wis., 1957-58-59
 ROHAN, Patrick (C, 6-7)
 Madison, Wis., 1971-72
 ROONEY, George, 1936-37-38
 ROSSIN, Robert (C, 6-7)
 Mauston, Wis., 1959-60
 ROTH, Robert (G, 5-10)
 Oshkosh, Wis., 1941
 ROTH, Scott (F, 6-9)
 Brecksville, Ohio,
 1982-83-84-85
 RUCKEL, Robert (F, 6-0)
 Fort Wayne, Ind., 1946
 RUDD, Allen (C, 6-10)
 Amery, Wis., 1976
 RUNDELL, John (G, 5-10)
 Madison, Wis., 1938-39-40
 RYCKMAN, Kenneth, 1932
 RYSER, Albert Jr. (G, 5-11)
 Madison, Wis., 1944

S

SANDS, Albert, 1913-14
 SCHEIWE, Edward (G, 5-11)
 Chicago Heights, Ill.,
 1940-41-42

SCHELL, Jay (G, 6-6)
 Stevens Point, Wis., 1992
 SCHELL, John (G/F, 6-5)
 Cumberland, Wis., 1967-68-69
 SCHMITT, Gustav, 1904
 SCHNEIDER, Fredric (F, 6-3)
 Wauwatosa, Wis., 1948-49-50
 SCHNEIDER, Harvey, 1930-31-32
 SCHOENECK, Thomas (C, 6-9)
 Itasca, Ill., 1965
 SCHOFIELD, Harvey, 1902-03-04
 SCHRAGE, Warren (C, 6-4)
 Plymouth, Wis., 1941-42
 SCHUBRING, Darin (C, 6-10)
 Baraboo, Wis., 1986-87-88-89
 SCHUHMACHER, Troy (G, 6-3)
 Sun Prairie, Wis., 1997
 SCHWARTZ, John (G, 6-1)
 Madison, Wis., 1950
 SCHWARTZ, Robert, 1939
 SCOTT, Harlo (C/F, 6-3)
 Platteville, Wis., 1941-42
 SCOVILLE, Walter, 1910-11-12
 SCRIBNER, Charles, 1905-06-07
 SELBO, Glen (G, 6-3)
 La Crosse, Wis., 1944-47
 SELLERS, Brad (C, 6-11)
 Warrensville Hts., Ohio,
 1982-83
 SERBIAK, Robert (G, 6-1)
 Milwaukee, Wis., 1958-59
 SESSOMS, Maurice (F, 6-8)
 Teaneck, N.J., 1999
 SEVERIN, Max, 1903-04
 SHAFER, Adam (G/F, 6-4)
 Downers Grove, Ill., 1997
 SHERROD, Clarence (G, 6-2)
 Milwaukee, Wis., 1969-70-71
 SIEBEL, Kenneth (F, 6-4)
 Rock Falls, Ill., 1961-62-63
 SIEFERT, Charles (G, 6-1)
 Black River Falls, Wis., 1952-53
 SIMMS, Willie (F, 6-6)
 Pontiac, Mich., 1989-90-91
 SIMPSON, Eber, 1917-18
 SMITH, Desmond, 1944-45
 SMITH, James (F, 6-6)
 Pittsburgh, Pa., 1979
 SMITH, James III (G, 6-2)
 Wauwatosa, Wis., 1976-77-78
 SMITH, Jim (F, 6-6)
 Toledo, Ohio, 1983
 SMITH, Robert (G, 6-0)
 Madison, Wis., 1946
 SMITH, Shelton Jr. (G, 6-0)
 Indianapolis, Ind., 1985-86-87
 SMITH, Thomas, 1933-34
 SMITH, William (F/G, 6-3)
 Fond du Lac, Wis., 1976-77
 SPIKA, Daniel (G, 6-0)
 La Crosse, Wis., 1954
 SPOONER, A. Dwight, 1923-24
 STACK, John (C, 6-7)
 Evanston, Ill., 1958-59
 STANGEL, Otto, 1912
 STEEN, Marvin, 1931-32
 STEGE, Edward, 1934-35-36
 STEINHAUS, Gregg (F, 6-9)
 Portage, Wis., 1983-84-85-86
 STEINMETZ, Christian,
 1902-03-04-05
 STEINMETZ, Christian R., 1931
 STELTER, Keith (F, 6-8)
 Rockford, Ill., 1965
 STEPHENS, Steven (G, 5-9)
 Platteville, Wis., 1957-58
 STOLL, George, 1925-26-27

Tallest Badgers

7-0: Eino Hendrickson
 Bob Hinga
 Grant Johnson
 Paul Grant

Shortest Badgers

5-7: Eugene Matthews
 Arthur Rizzi
 Mike Daly

STOLTZ, Oscar, 1914
 STOVER, Paul, 1898-1900-01
 STRACKA, Anthony (F, 6-2)
 Hartford, Wis., 1952-53-54
 STRAIN, William (G, 5-11)
 Harvard, Ill., 1939-40-41
 STRICKLER, Palmer, 1946
 SULLIVAN, Robert, 1945
 SULLIVAN, Robert (F, 6-1)
 Ojibwa, Wis., 1941-42-43
 SWEENEY, Dennis (G, 6-1)
 Madison, Wis., 1965-66-67
 SWENHOLT, Helmer, 1907-08-09
 SWENSON, Edwin, 1918
 SYDNOR, Raymond (C, 6-6)
 Baltimore, Md., 1977-78

T

TAPP, Rodney (G, 6-0)
 Evansville, Ind., 1987-88
 TAYLOR, Warren, 1920-21-22
 TEBELL, Gustaf, 1921-22-23
 TENHOPEN, Elmer, 1927-28-29
 TERWILLIGER, Emmett, 1935
 TIMMERMAN, Donald (C, 6-10)
 Sioux Falls, S.D., 1940-41
 TIMMERMAN, Greg (C, 6-10)
 Cuba City, Wis., 1993
 TOMPKINS, Patrick (F, 6-6)
 Waukegan, Ill., 1988-89-90-91
 TORNOWSKA, Russell, 1931

U

ULWELLING, John (G, 5-11)
 Appleton, Wis., 1960
 UPHOFF, Rodney (G, 5-10)
 Madison, Wis., 1971

V

VANDER MEULEN, David
 (F, 6-4) Madison, Wis., 1960-61
 VAN DIEN, James (G, 5-10)
 Boyceville, Wis., 1950-51
 VAN GENT, Eugene,
 1912-13-14
 VAN RIPER, John, 1911-12-13
 VARNEY, F. Carleton, 1924-25
 VERSHAW, Mark (F, 6-9)
 E. Peoria, Ill., 1998-99
 VOIGHT, Theodore (F, 6-8)
 Wauwatosa, Wis., 1967-68-69
 VRANEY, Brian (F, 6-6)
 Valders, Wis., 1995-96-97-98

W

WACKMAN, Ralph, 1924-25
 WARD, Thomas (G, 5-11)
 Wauwatosa, Wis., 1951-52-53
 WATSON, Gary (F/C, 6-7)
 New York, N.Y., 1971
 WEAVER, LaMont (G, 6-1)
 Beloit, Wis., 1972-73-74
 WEBER, Jeffrey (F, 6-7)
 Wales, Wis., 1984-85-86-87
 WEBER, Robert (G, 6-6)
 Lodi, Wis., 1953-54
 WEBSTER, Tracy (G, 6-0)
 Harvey, Ill., 1992-93-94
 WEGNER, Fred, 1934-35-36
 WEIGANDT, Robert, 1937-38-39
 WEISNER, Ronald (F/G, 5-9)
 Elgin, Ill., 1952-53-54
 WENDLUND, Russell (G, 6-1)
 Peoria, Ill., 1944
 WESTON, Frank, 1919-20
 WICKMAN, Ray, 1931-32-33
 WILHELM, Steve (F, 6-6)
 Fall Creek, Wis., 1972-73-74
 WILLEY, Rob (F, 6-9)
 Neenah, Wis., 1986-88-89
 WILLIAMS, John, 1921
 WILLIAMS, Rolland, 1921-22-23
 WILLS, Charlie (F, 6-8)
 Angola, Ind., 1999
 WINN, Harry Jr., 1964-65
 WISE, John (F, 6-3)
 Madison, Wis., 1946-49
 WITT, William, 1908-09-10
 WITTIG, Robert (F, 6-3)
 Green Bay, Wis., 1963
 WOELLAEGER, Edwin, 1903
 WORTHMAN, Robert (F, 6-1)
 Madison, Wis., 1949-50

Y

YORK, Claude, 1940
 YOUNG, Francis (G, 6-1)
 Sauk City, Wis., 1960

Z

ZEIGER, Richard (F, 6-5)
 Milwaukee, Wis., 1955-56
 ZINK, David (F, 6-6)
 Wollaston, Mass., 1968-69-70
 ZINKGRAF, Gary (F, 6-7)
 Bethesda, Md., 1979-82
 ZORN, Willis (G, 6-0)
 Eau Claire, Wis., 1945-48-49
 ZUBOR, Mark (C, 6-6)
 Cicero, Ill., 1964-65-66
 ZULFER, Anthony, 1918-19
 ZUPPKE, Robert, 1904-05

Information contained within this letterwinners list was taken from yearly Wisconsin basketball rosters, which are available dating back to 1940. If you have position, height and hometown information on players who are listed without that information, please write to Justin Doherty in the UW Men's Sports Information Office, 1440 Monroe Street, Madison, WI 53711.

Current players' last names are listed in **BOLD CAPS**.

STARTING LINEUPS

1946-47

Robert Cook, F, Jr.
Exner Menzel, F, Sr.
Edward Mills, C, Jr.
Glen Selbo, G, Sr.
Walter Lautenbach, G, Sr.
Top Subs
Robert Haarlow, C, So.

1947-48

Robert Cook, F, Sr.
Edward Mills, F, Sr.
Don Rehfeldt, C, So.
Douglas Rogers, G, Jr.
James Moore, G, So.
Top Subs
Larry Pokrzywinski, F, So.
Fred Schneider, F, So.

1948-49

Fred Schneider, F, Jr.
Marshall Markham, F, So.
Don Rehfeldt, C, Jr.
Robert Mader, G, Jr.
Douglas Rogers, G, Sr.
Top Subs
Robert Haarlow, C, Sr.
Donald Page, F, Jr.

1949-50

Fred Schneider, F, Sr.
Donald Page, F, Sr.
Don Rehfeldt, C, Sr.
Albert Nicholas, G, So.
Robert Mader, G, Sr.
Top Subs
Marshall Markham, F, Jr.
Fred Benciscutto, F, Jr.

1950-51

James Clinton, F, So.
Dan Markham, F, Sr.
Charles Dahlke, C, So.
Albert Nicholas, G, Jr.
James Van Dien, G, Sr.
Top Subs
Peter Anderson, F, Jr.
Thomas Ward, G, So.

1951-52

Richard Cable, F, Fr.
Ed Carpenter, F, Sr.
J. Paul Morrow, C, So.
Albert Nicholas, G, Sr.
Charles Siefert, G, Jr.
Top Subs
Anthony Stracka, F, So.
Peter Anderson, F, Sr.

1952-53

Richard Cable, F, So.
Anthony Stracka, F, Jr.
J. Paul Morrow, C, Jr.
Charles Siefert, G, Sr.
Thomas Ward, G, Sr.
Top Subs
Ronald Weisner, F, Jr.

1953-54

Richard Cable, F, Jr.
Anthony Stracka, F, Sr.
J. Paul Morrow, C, Sr.
Ronald Weisner, G, Sr.
Robert Weber, G, Sr.
Top Subs
Dan Folz, C, So.
Mike Daly, F, Sr.

1954-55

Richard Cable, F, Sr.
Jim Clinton, F, Sr.
Dan Folz, C, Jr.
Richard Miller, G, Jr.
Richard Jorgensen, G, Jr.
Top Subs
John Parker, C, Jr.
Curt Mueller, F, Jr.

1955-56

Curt Mueller, F, Sr.
Robert Litzow, F, So.
John Parker, C, Sr.
Richard Miller, G, Sr.
Richard Jorgensen, G, Sr.
Top Subs
Dan Folz, C, Sr.
Richard Zeiger, F, Jr.

1956-57

Robert Litzow, F, Jr.
Glenn Borland, F, Jr.
Ray Gross, C, So.
Brian Kulas, G, So.
Walter Holt, G, Jr.
Top Subs
Dave Leichtfuss, G, Jr.
Steve Radke, C, Jr.

1957-58

Robert Litzow, F, Sr.
Robert Barneson, F, So.
Ray Gross, C, Jr.
Walter Holt, G, Sr.
Brian Kulas, G, Jr.
Top Subs
Sam Barnard, C, So.

1958-59

Robert Barneson, F, Jr.
Jim Biggs, F, So.
Fred Clow, C, Jr.
Brian Kulas, G, Sr.
Steve Stephens, G, Sr.
Top Subs
Rick Murray, G, Jr.
Ivan Jefferson, F, So.

1959-60

Tom Hughbanks, F, So.
Robert Barneson, F, Sr.
Fred Clow, C, Sr.
Marty Gharrity, G, So.
John Ulwelling, G, So.
Top Subs

Frank Burks, F, So.
Rick Murray, F, Sr.

1960-61

Tom Hughbanks, F, Jr.
Dave Vandermeulen, F, Sr.
Tom Gwyn, C, So.
Ken Siebel, G, So.
Dick Dutriasac, G, Sr.
Top Subs
Ron Jackson, G, Fr.
John Ulwelling, G, Jr.

1961-62

Ken Siebel, F, Jr.
Tom Hughbanks, F, Sr.
Jack Brens, C, So.
Don Hearthen, G, So.
Mike O'Melia, G, So.
Top Subs
Tom Gwyn, F, Jr.,
Lonnie Ostrom, G, Jr.

1962-63

Ken Siebel, F, Sr.
Tom Gwyn, F, Sr.
Jack Brens, C, Jr.
Dave Grams, G, Jr.
Mike O'Melia, G, Jr.
Top Subs
Don Hearthen, G, Jr.
Bob Johnson, C, Jr.

1963-64

Ken Gustafson, F, So.
Dave Roberts, F, So.
Mark Zubor, C, So.
Mike O'Melia, G, Sr.
Jim Bohlen, G, Jr.
Top Subs
Jack Brens, C, Sr.
Don Hearthen, F, Sr.

1964-65

Ken Barnes, F, Jr.
Ken Gustafson, F, Jr.
Mark Zubor, C, Jr.
Jim Bohlen, G, Sr.
Dennis Sweeney, G, So.
Top Subs
Dave Roberts, F, Jr.
Keith Stelter, F, So.

1965-66

Joe Franklin, F, So.
Ken Barnes, F, Sr.
Mark Zubor, C, Sr.
Ken Gustafson, G, Sr.
Mike Carlin, G, So.
Top Subs
Dennis Sweeney, G, Jr.
Paul Morenz, G, Sr.

1966-67

Chuck Nagle, F, So.
Joe Franklin, F, Jr.

James Johnson, C, So.
Jim McCallum, G, Jr.
Mike Carlin, G, Jr.
Top Subs
Dennis Sweeney, G, Sr.
Eino Hendrickson, C, So.

1967-68

Joe Franklin, F, Sr.
Chuck Nagle, F, Jr.
James Johnson, C, Jr.
Mike Carlin, G, Sr.
John Schell, G, Jr.
Top Subs
Mel Reddick, G, So.
Jim McCallum, G, Sr.

1968-69

Chuck Nagle, F, Sr.
James Johnson, F, Sr.
Craig Mayberry, C, Jr.
Clarence Sherrod, G, So.
Tom Mitchell, G, Sr.
Top Subs
Albert Henry, C, Jr.
Keith Burington, G, Sr.

1969-70

Lloyd Adams, F, So.
Lee Oler, F, So.
Albert Henry, C, Sr.
Clarence Sherrod, G, Jr.
Bob Frasor, G, So.
Top Subs
Dennis Conlon, G, Jr.
Craig Mayberry, F, Sr.

1970-71

Leon Howard, F, So.
Gary Watson, F, So.
Glen Richgels, C, Sr.
Clarence Sherrod, G, Sr.
Bob Frasor, G, Jr.
Top Subs
Lee Oler, F, Jr.
Dennis Conlon, G, Sr.

1971-72

Leon Howard, F, Jr.
Kerry Hughes, F, So.
Kim Hughes, C, So.
Lee Oler, G, Sr.
Bob Frasor, G, Sr.
Top Subs
Gary Watson, F, Jr.
Gary Anderson, G, So.

1972-73

Leon Howard, F, Sr.
Kerry Hughes, F, Jr.
Kim Hughes, C, Jr.
Gary Anderson, G, Jr.
Marcus McCoy, G, So.
Top Subs
Lamont Weaver, G, Jr.
Bruce McCauley, G, So.



Four-Year Starters

Since 1972-73, when freshmen were made eligible by the NCAA, five Badgers have been four-year starters. The five are Joe Chernelich, Larry Petty, Rick Olson, Danny Jones and Michael Finley. Chernelich, Olson, Jones and Finley are the only four players in school history to start more than 100 games. Olson started all 112 games the Badgers played during his career.

1973-74

Dale Koehler, F, So.
Kerry Hughes, F, Sr.
Kim Hughes, C, Sr.
Gary Anderson, G, Sr.
Marcus McCoy, G, Jr.
Top Subs
Lamont Weaver, G, Sr.
Rick Piacenza, F, Jr.

1974-75

Marcus McCoy, F, Sr.
Bob Luchsinger, F, Sr.
Dale Koehler, C, Jr.
Bruce McCauley, G, Sr.
Brian Colbert, G, Fr.
Top Subs
Tim Paterick, G, Jr.
Bob Johnson, C, Jr.

1975-76

Dale Koehler, F, Sr.
Bill Pearson, F, So.
Bob Johnson, C, Sr.
James Smith III, G, Fr.
Bob Falk, G, Jr.
Top Subs
Al Rudd, C, Fr.
Brian Colbert, G, So.

1976-77

James Gregory, F, Fr.
Joe Chernelich, F, Fr.
Ray Sydnor, C, Fr.
Bob Falk, G, Sr.
Arnold Gaines, G, Fr.
Top Subs
Bill Pearson, F, Jr.
James Smith III, G, So.

1977-78

Joe Chernelich, F, So.
Bill Pearson, F, Sr.
Larry Petty, C, Fr.
Arnold Gaines, G, So.
James Smith III, G, Jr.

Top Subs

Wes Matthews, G, Fr.
James Gregory, F, So.

1978-79

Claude Gregory, F, So.
Joe Chernelich, F, Jr.
Larry Petty, C, So.
Wes Matthews, G, So.
Arnold Gaines, G, Jr.
Top Subs
Dan Hastings, G, So.
James Smith, F, Fr.

1979-80

Claude Gregory, F, Jr.
Joe Chernelich, F, Sr.
Larry Petty, C, Jr.
Wes Matthews, G, Jr.
Dan Hastings, G, Jr.
Top Subs
John Bailey, G, So.
Arnold Gaines, G, Sr.

1980-81

Claude Gregory, F, Sr.
Mike Kreklow, F, So.
Larry Petty, C, Sr.
John Bailey, G, Jr.
Greg Dandridge, G, So.
Top Subs
Dan Hastings, G, Sr.
Keith Mitchell, F, Jr.

1981-82

Brad Sellers, F, Fr.
Cory Blackwell, F, Fr.
Keith Mitchell, C, Sr.
John Bailey, G, Sr.
Carl Golston, G, Fr.
Top Subs
Scott Roth, F, Fr.
John Ploss, C, Fr.

1982-83

Cory Blackwell, F, So.
Brad Sellers, F, So.
John Ploss, C, So.
Rick Olson, G, Fr.
Scott Roth, G, So.
Top Subs
Jim Smith, F, Fr.
David Miller, G, Fr.

1983-84

Cory Blackwell, F, Jr.
Scott Roth, F, Jr.
John Ploss, C, Jr.
Rick Olson, G, So.
David Miller, G, So.
Top Subs
Mike Heineman, G, Fr.
Gregg Steinhaus, F, So.

1984-85

Scott Roth, F, Sr.
J.J. Weber, F, So.
John Ploss, C, Sr.
Rick Olson, G, Jr.,
Mike Heineman, G, So.
Top Subs
Robert Barnes, F, Fr.
Shelton Smith, G, Fr.

1985-86

J.J. Weber, F, Jr.
Rod Ripley, F, Jr.
Gregg Steinhaus, C, Sr.
Rick Olson, G, Sr.
Mike Heineman, G, Jr.
Top Subs
Shelton Smith, G, So.
Tom Molaski, G, So.

1986-87

Danny Jones, F, Fr.
Rod Ripley, F, Sr.
J.J. Weber, C, Sr.
Mike Heineman, G, Sr.
Trent Jackson, G, So.
Top Subs
Shelton Smith, G, Jr.
Tom Molaski, F, Jr.

1987-88

Danny Jones, F, So.
Kurt Portmann, F, So.
Darin Schubring, C, Jr.
Trent Jackson, G, Jr.
Tom Molaski, G, Jr.
Top Subs
Tim Locum, G, Fr.
Rodney Tapp, G, Sr.

1988-89

Danny Jones, F, Jr.
Willie Simms, F, So.
Kurt Portmann, C, Jr.
Trent Jackson, G, Sr.
Tom Molaski, G, Sr.
Top Subs
Tim Locum, G, So.
Patrick Tompkins, C, So.

1989-90

Danny Jones, F, Sr.
Willie Simms, F, Jr.
Patrick Tompkins, C, Jr.
Tim Locum, G, Jr.
Larry Hisle, G, Fr.
Top Subs
Hennessy Auriantal, G, So.
Kurt Portmann, C, Sr.

1990-91

Willie Simms, F, Sr.
John Ellenson, F, Sr.
Patrick Tompkins, C, Sr.
Tim Locum, G, Sr.
Larry Hisle, G, So.
Top Subs
Carlton McGee, F, Fr.
Jay Peters, G, Jr.

1991-92

Carlton McGee, F, So.
Billy Douglass, F, Sr.
Grant Johnson, C, So.
Tracy Webster, G, So.
Michael Finley, G, Fr.
Top Subs
Louis Ely, C, Jr.
Brian Good, G, Sr.

1992-93

Michael Finley, F, So.
Brian Kelley, F, So.
Damon Harrell, C, Sr.
Tracy Webster, G, Jr.
Andy Kilbride, G, So.
Top Subs
Jason Johnsen, G, Jr.
Louis Ely, C, Sr.

1993-94

Michael Finley, F, Jr.
Brian Kelley, F, Jr.
Rashard Griffith, C, Fr.
Tracy Webster, G, Sr.
Andy Kilbride, G, Jr.
Top Subs
Jeff Petersen, F/C, Sr.
Jalil Roberts, F/G, Fr.

1994-95

Michael Finley, F, Sr.
Brian Kelley, F, Sr.
Rashard Griffith, C, So.
Darnell Hoskins, G, So.
Andy Kilbride, G, Sr.
Top Subs
Sean Mason, G, Fr.
Sean Daugherty, F, Fr.

1995-96

Sam Okey, F, Fr.
Sean Daugherty, F, So.
Osita Nwachukwu, C, Sr.
Mosezell Peterson, G, So.
Hennessy Auriantal, G, Fr.
Top Subs
Jeremy Hall, G, Fr.
Shawn Carlin, G, Sr.

1996-97

Sam Okey, F, So.
Sean Daugherty, F, Jr.
Paul Grant, C, Sr.
Ty Calderwood, G, Jr.
David Burkemper, G, Jr.
Top Subs
Hennessy Auriantal, G, So.
Duany Duany, F/G, Fr.

1997-98

Sean Daugherty, F, Sr.
Booker Coleman, F, Sr.
Sean Mason, G, Jr.
Mike Kelley, G, Fr.
Hennessy Auriantal, G, Jr.
Top Subs
Andy Kowske, F, Fr.
Mark Vershaw, F, Fr.

1998-99

Andy Kowske, F, So.
Mark Vershaw, F, So.
Mike Kelley, G, So.
Sean Mason, G, Sr.
Ty Calderwood, G, Sr.
Top Subs
Charlie Wills, F, Fr.
Jon Bryant, G, Jr.

Winning


It's Never Out of Style

"I told all my assistants that they should go spend a week with Dick Bennett and learn about the game. His Wisconsin team executes better than any I've seen."

Jerry Tarkanian
Fresno State

During the Dick Bennett era, Wisconsin has ...

- ▶ Won more games (69) than during any previous four-year period in school history.
- ▶ Set a school record for wins (22) last season.
- ▶ Played in two NCAA Tournaments and one NIT.
- ▶ Had three of the nine winningest seasons in school history.
- ▶ Defeated 15 top-25 opponents.
- ▶ Led the Big Ten in scoring defense three times and finished second nationally last season.



Head coach Dick Bennett has guided Wisconsin to unprecedented levels of success in his first four seasons in Madison.

1999-2000 Schedule

DATE	OPPONENT	TIME	T.V.
11/6	CALIF. ALL-STARS	7 P.M.	
11/8	ATH. IN ACTION	7 P.M.	
11/12	Missouri#	6 p.m.	ESPN-R
11/13	Syracuse/Princeton#	6 or 8 p.m.	ESPN-R
11/20	BALL STATE	1 P.M.	ESPN-R
11/23	UW-Milwaukee	7 p.m.	ESPN-R
11/30	Wake Forest%	6 p.m.	ESPN
12/3	RHODE ISLAND	7 P.M.	ESPN-R
12/7	TEXAS	7 P.M.	ESPN-R
12/8	UW-GREEN BAY	7 P.M.	ESPN-R
12/11	South Florida	6 p.m.	ESPN2
12/14	Northern Illinois	7:05 p.m.	ESPN-R
12/23	MARQUETTE	7 P.M.	ESPN-R
12/29	TEMPLE	7 P.M.	ESPN-R
1/5	Indiana	7 p.m.	ESPN-R
1/8	ILLINOIS	11:17 A.M.	ESPN-RS
1/13	OHIO STATE	8 P.M.	ESPN
1/15	Purdue	1:31 p.m.	ESPN-RS
1/19	Penn State	7 p.m.	ESPN-R
1/22	MINNESOTA	7 P.M.	ESPN-R
1/26	PURDUE	7 P.M.	ESPN-R
1/29	IOWA	1:31 P.M.	ESPN-RS
2/2	Ohio State	7 p.m.	ESPN-R
2/5	Minnesota	7 P.M.	ESPN-R
2/12	MICHIGAN STATE	8 P.M.	ESPN
2/16	MICHIGAN	7 P.M.	ESPN-R
2/19	Michigan State	3:31 p.m.	ESPN-RS
2/23	Iowa	7 p.m.	ESPN-R
3/1	Northwestern	7 p.m.	ESPN-R
or 3/2	Northwestern	6 p.m.	ESPN
3/4	INDIANA	7 P.M.	ESPN-R
or 3/5	INDIANA	3 P.M.	CBS
3/9-12	Big Ten Tournament*	TBA	TBA

NABC Classic, Syracuse, N.Y.

% Big Ten-ACC Challenge

* Held at United Center, Chicago, Ill.

Times are Central

Home games in **BOLD CAPS**

ESPN = National Telecast

ESPN2 = National Telecast

ESPN (R) = ESPN Regional (local telecast)

ESPN (RS) = ESPN Regional (Big Ten region telecast)

www.wisc.edu/ath

